



LIBRARIES

UNIVERSITY OF WISCONSIN-MADISON

Wisconsin [men's] basketball 2004-05 media guide. 2004

Madison, Wisconsin: UW Athletic Communications Office, 2004

<https://digital.library.wisc.edu/1711.dl/62X7CYZCX7PUD83>

<http://rightsstatements.org/vocab/InC/1.0/>

The libraries provide public access to a wide range of material, including online exhibits, digitized collections, archival finding aids, our catalog, online articles, and a growing range of materials in many media.

When possible, we provide rights information in catalog records, finding aids, and other metadata that accompanies collections or items. However, it is always the user's obligation to evaluate copyright and rights issues in light of their own use.

2004-05

BASKETBALL MEDIA GUIDE



Wisconsin

WINNING

AT

WISCONSIN



- ▶ 2002 Big Ten Regular Season Co-Champions
- ▶ 2003 Big Ten Regular Season Champions
- ▶ 2004 Big Ten Tournament Champions
- ▶ Six consecutive NCAA Tournament appearances
- ▶ 68 wins over the last three years, including a school-record 25 in 2003-04
- ▶ 35 Big Ten wins over the last three years (tied for most in the conference)
- ▶ 28 consecutive home victories, third-longest streak in the country
- ▶ 24-0 in Big Ten home games under Bo Ryan
- ▶ 11 Big Ten wins on the road in the last three years, most for UW since 1942-44

Table of Contents

Badger Basketball

Three Trophies in Three Years2-3
 UW in the Postseason4-5
 Media Exposure6-7
 The Kohl Center8-9
 Gameday at Wisconsin10-11
 Building Better Badgers12
 The Big Ten Conference13
 Great Competition14
 Great Destinations15
 Badgers in the Pros16

Meet The Badgers

2004-05 Rosters18
 Radio/T.V. Roster19
 Season Outlook20-21
 Sharif Chambliss22-23
 Clayton Hanson24-25
 Andreas Helmigk26-27
 Zach Morley28-29
 Mike Wilkinson30-31
 Ray Nixon32-33
 Boo Wade34-35
 Jason Chappell36-37
 Kammron Taylor38-39
 Alando Tucker40-41
 Brian Butch42
 Tanner Bronson43
 Michael Flowers44
 Greg Stiemsma45
 DeAaron Williams46
 Career Game-by-Game Stats47-52

Meet the Staff

Head Coach Bo Ryan54-57
 Associate Head Coach Rob Jeter58
 Assistant Coach Gary Close59
 Assistant Coach Greg Gard60
 Dir. of Bball. Oper. Duffy Conroy61
 Support Staff62
 UW Athletics Administration63-64

2003-04 Review

Season Notes66-68
 2003-04 Results69
 2003-04 Statistics70
 Game-by-Game Statistics71
 Team Highs & Lows72

ON THE COVER

Front: Seniors Sharif Chambliss (#1), Mike Wilkinson (#54) and Clayton Hanson (#13)
Back: Seniors Zach Morley (#44) and Andreas Helmigk (#21)



Individual Highs73
 Season Boxscores74-84

UW Records

Team Records86-89
 Winning Streaks/Best Starts90
 Opponent Records91
 Individual Records92-97
 Freshmen Records98-99
 1,000-Point Scorers100-103
 30-Point Performances104
 Kohl Center Records105
 Yearly Stats Leaders106-108

History

106 Years of Badger Hoops110-114
 Honors and Awards115-117
 All-Americans118-119
 Badgers in the NBA120
 NCAA Tourney Records121-123
 1941 NCAA Champions124
 2000 Final Four125
 NCAA Tourney Boxscores126-131
 UW in the NIT132
 UW in the Big Ten Tourney133-134
 UW & the A.P. Poll135-137
 Overtime Games138
 Comeback Wins139
 The Last Time140
 All-Time Results141-150
 All-Time Series Scores151-162
 Wisconsin vs. the Conferences163
 Year-by-Year Records164-165
 Year-by-Year Statistics166-167
 Season Stats Since 1984-85168-169
 Past UW Coaches170-171

Letterwinners172-174
 All-Time Lineups175-176

Media Information

UW Athletic Communications178-179
 Coverage Guidelines180-181
uwbadgers.com182
 Reference183
 The Kohl Center184
 Primary Media185
 Badgers on TV186
 Badgers on Radio187
 The Badger Fund188

UW-Madison

University Information189-208

CREDITS

The 2004-05 Wisconsin Basketball Media Guide is a publication of the UW Athletic Communications office. The guide was written, edited and designed by Assistant Athletic Communications Director Brian Lucas. Additional editorial and research assistance from Justin Doherty, Diane Nordstrom, Nick Brilowski and Jana Stough.

Designed by Barry Carlsen, University Communications. Dane County Farmer's Market photo on the inside back cover by Randal Vanderveer courtesy of GMCVB. No state tax revenue supported the printing of this guide.

Front cover photos by David Stluka. Back and inside front cover photos by Stluka. Photos inside by Stluka, Greg Anderson, Jeff Miller, Del Brown, Ron Jahnke, John Urban, Radlund Photography and Getty Images.



Three Trophies in Three Years

The numbers speak for themselves: 68 wins, 32 conference victories, 27 national television appearances, 22 consecutive weeks in the Associated Press Top 25. But the prevailing number of the Bo Ryan era is three. As in three years; three NCAA tournament appearances ... and three Big Ten championship trophies.

In 2001-02, an undermanned Badger team with just eight healthy scholarship players shocked the country by going 11-5 in the Big Ten and earning a share of the conference regular-season title for the first time since 1947. Along the way, UW made history, first by winning at Michigan State, breaking the Spartans' Big Ten-record 53-game home winning streak, and then by winning at Indiana, the Badgers' first win in Bloomington since 1977.

In 2002-03, for an encore, Wisconsin went 12-4 in the league to win the title outright. It was the first time UW won back-to-back Big Ten titles since 1923 and 1924. The Badgers defeated Illinois, 60-59, on Devin Harris' free throw with 0.4 second left in the regular-season finale to earn the title. Wisconsin's 24 wins that year were a school record.

Until last year, that is. The Badgers won 25 games a year ago, along the way collecting the school's first Big Ten tournament crown. UW defeated Minnesota, Michigan State and Illinois on its way to the title. Harris scored a title game-record 29 points to earn tournament most outstanding player honors, to go with his Big Ten Player of the Year Award.



Top Right: Conference Commissioner Jim Delaney presents Wisconsin with the 2004 Big Ten Tournament Trophy. Middle: Travin Davis and the 2002 Big Ten Regular Season Trophy. Above: Bo Ryan addresses the Kohl Center crowd after the UW clinched the 2003 Big Ten Regular Season Title.

BIG TEN RECORD (IN THE LAST THREE SEASONS)

School	Record	Pct.
Wisconsin	35-13	.729
Illinois	35-13	.729
Michigan State	32-16	.667
Indiana	26-22	.542
Ohio State	24-24	.500
Michigan	23-25	.479
Purdue	22-26	.458
Iowa	21-27	.438
Minnesota	20-28	.417
Northwestern	18-30	.375
Penn State	8-40	.167

MILESTONES
(IN THE LAST THREE SEASONS)

2001-02

- First Big Ten title since 1947
- No. 1 seed in the Big Ten tournament (first time in school history)
- Bo Ryan named Big Ten Coach of the Year (first time in school history)

2002-03

- School-record 24 wins
- First back-to-back Big Ten titles since 1923-24
- Bo Ryan becomes fourth coach in history to be named Big Ten coach of the year in consecutive seasons
- Advanced to the NCAA "Sweet 16" for the second time in school history

2003-04


- School-record 25 wins
- First Big Ten tournament title in school history
- Devin Harris named Big Ten Player of the Year (first Badger since 1950)

Overall

- 68 total wins (most in school history over three-year span)
- 35 Big Ten wins (tied for most in school history and tied for first in the league over the last three years)
- 24-0 record in Big Ten home games
- 28 consecutive home victories, third-longest active streak in the country and second-longest in UW annals
- Ranked in the A.P. top 25 for 22 consecutive weeks (longest streak in school history)



Devin Harris scored a Big Ten Tournament championship game-record 29 points as Wisconsin defeated Illinois for the 2004 tournament crown. Harris was named the tournament's most outstanding player. He was also the 2004 Big Ten Player of the Year, becoming the first Badger since Don Rehfeldt in 1950 to win the award.



Kirk Penney scored 21 points as Wisconsin defeated Michigan 74-54 on Feb. 27, 2002 to clinch a share of its first Big Ten title since 1947. Penney earned consensus first-team All-Big Ten honors in both 2002 and 2003, becoming the first Badger to earn first-team honors in consecutive seasons since Ab Nicholas in 1951-52.





Badgers in the Postseason

Wisconsin earned a No. 6 seed in the East Rutherford Regional in the 2004 NCAA Tournament, marking the sixth consecutive season in which the Badgers earned an NCAA tournament bid. For the third straight season, UW won its first round game, defeating Richmond 76-64. In 2003, Wisconsin advanced to the "Sweet 16" with a dramatic come-from-behind win over Tulsa in the second round. It was the second "Sweet 16" appearance for Wisconsin in four years.

The Badgers are one of just 12 teams in the country, and one of two in the Big Ten, to have qualified for the NCAA tournament in each of the last six years. Wisconsin is also one of just 11 teams to have advanced to the second round in each of the last three tournaments. UW has eight NCAA tournament victories in the last six years.

Head coach Bo Ryan is the first coach to lead the UW to NCAA appearances in each of his first three seasons. The Badgers also won games in consecutive NCAA tournaments for the first time in school history.

Over the past 16 years, starting with the 1988-89 season, Wisconsin has appeared in the postseason 12 times. Included in that run are eight NCAA tournament trips. During the 2000 tournament, the Badgers made headlines by defeating Fresno State, Arizona, LSU and Purdue on their way to the Final Four.



Top: Wisconsin advanced to the 2000 Final Four in Indianapolis.


Above: The Badgers overcame a 13-point, second-half deficit to defeat Richmond in the first round of the 2004 NCAA Tournament in Milwaukee.

Left: Devin Harris and UW advanced to the 2003 "Sweet 16" in Minneapolis.

UW IN THE POSTSEASON (SINCE 1989)

Year	Tournament
1988-89	NIT Second Round
1990-91	NIT Second Round
1992-93	NIT First Round
1993-94	NCAA Tournament Second Round
1995-96	NIT Second Round
1996-97	NCAA Tournament First Round
1998-99	NCAA Tournament First Round
1999-00	NCAA Tournament Final Four
2000-01	NCAA Tournament First Round
2001-02	NCAA Tournament Second Round
2002-03	NCAA Tournament "Sweet 16"
2003-04	NCAA Tournament Second Round


ON WISCONSIN



SIX STRAIGHT NCAA TOURNNEY APPEARANCES

Wisconsin is one of just two teams in the Big Ten and one of just 12 in the country to have earned an NCAA tournament bid in each of the past six seasons. Here are the 12 teams (listed in alphabetical order):

- Arizona
- Cincinnati
- Duke
- Florida
- Kansas
- Kentucky
- Maryland
- Michigan State
- Oklahoma State
- Stanford
- Texas
- Wisconsin**





Clockwise from top: Mike Wilkinson faces the media in Milwaukee prior to UW's second-round game with Pitt in the 2004 tourney ... Bo Ryan has led the UW to three NCAA appearances in his three seasons ... the 2000 Final Four banner ... Stu Jackson's 1993-94 team, led by Tracy Webster, advanced to the NCAA tournament, the first appearance for UW since 1947 ... the Badgers celebrate the 1941 NCAA Championship

Big-Time Media Exposure

Fans of Wisconsin basketball are lucky enough to be able to follow Badger basketball from anywhere around the country. Of the UW's 96 games in the past two years, 75 have been televised. That includes 26 national television appearances, in which Wisconsin has gone 17-9. It is no different this season.

As of press time, 19 of the Badgers' 27 regular-season games were slated to be carried live. Among those are three appearances on ESPN, three on ESPN2 and two on CBS. The UW's first three conference home games, against Ohio State (ESPN), Michigan State (CBS) and Illinois (ESPN) will be televised nationally. The Badgers' road games at Minnesota (ESPN2), at Illinois (CBS) and at Michigan State (ESPN) will also be televised nationally. Wisconsin then closes the regular season with home games against Indiana (a possible ESPN game) and Purdue (a possible CBS game). In all, half of UW's conference games may be on national TV.




Top: Jim Nantz and Billy Packer talk to the Badgers following their Big Ten tournament championship game victory over Illinois.

Middle: Kirk Penney addresses the media in the Kohl Center media room following Wisconsin's Big Ten title-clinching win over Illinois in 2003.

Upper Left: Devin Harris is interviewed by Greg Kelsor of ESPN Plus following the UW's 76-56 win over Illinois last year.

Left: Dick Enberg and Clark Kellogg called the UW's game at home vs. Indiana in 2003 for CBS, a 71-59 Badger win. CBS will visit the Kohl Center on Jan. 16, 2005 when UW hosts Michigan State and possibly for the regular-season finale vs. Purdue.






Top Left: Bo Ryan addresses the media at the 2003 NCAA Tournament "Sweet 16" in Minneapolis.

Top Right: The Badgers typically have more than 80 credentialed media at their home games and sometimes as many as 140.

Middle: Wisconsin has played on CBS 12 times in the last two years (including the 2003 "Sweet 16" in Minneapolis) and has an 8-4 record in those games.

Bottom Left: Mike Kelley talks to ESPN's Andy Katz after the Badgers clinched a trip to the 2000 Final Four.

Bottom Right: Dave Barnett and Quinn Buckner of ESPN have made multiple trips to Madison. As many as five of the UW's home games will be televised by ESPN or ESPN2 this season.



The Kohl Center...

The home for Wisconsin basketball is the Kohl Center, the third-largest (17,142) arena in the Big Ten Conference.

The facility is named after U.S. Sen. Herb Kohl, a 1956 Wisconsin-Madison graduate who donated \$25 million toward the arena's construction. Kohl's gift is the single largest private donation in UW history.

Former all-Big Ten basketball player Albert "Ab" Nicholas and his wife, Nancy Johnson Nicholas, pledged \$10 million toward the project. For their generosity, the facility's practice gymnasium is called the Nicholas-Johnson Pavilion.

The Kohl Center, which cost \$76.4 million, also is home to UW women's basketball, ice hockey and numerous concerts, shows and sporting events.

Among the well-known dignitaries and performers who have already appeared at the Kohl Center are Elton John and Billy Joel, The Eagles, 'N Sync, Tom Petty and the Heartbreakers, Shania Twain, the Moody Blues, John Mellencamp, Yanni, Cher, the Dave Matthews Band and the Dalai Lama.

Kohl Center amenities include:

- Spacious, 2,200-square foot locker rooms
- 36 private suites
- Nicholas Suite with a 200-person capacity for hosting social gatherings
- a full-service retail store
- support staff facilities for equipment, strength and conditioning and athletic training
- UW Athletics Ticket Office
- offices for men's and women's basketball and men's hockey staffs
- spacious media room
- a 30,000 square foot loading dock



New this year at the Kohl Center is an impressive scoreboard, with 9-foot by 14-foot video replay boards on all four sides. A ring beam was also installed around the circumference of the arena at the first balcony level.

The basketball floor was also refinished and given a new design, as shown in the picture to the right.



Home of the Badgers

ON WISCONSIN



Gameday at Wisconsin ...

Wisconsin fans are legendary for their support of Badger athletics. It's no different when it comes to basketball.

Since the beginning of the 1998-99 season, the first full year the Kohl Center was opened, the UW has ranked no lower than 11th nationally in attendance. Last year, for the first time in Kohl Center history, every ticket was sold prior to the beginning of the season. The Badgers' capacity average attendance of 17,142 was good for sixth-highest in the country and tops in the Big Ten. The Kohl Center is once again sold out for the 2004-05 season.

Another milestone for the UW was the creation of the "Grateful Red" student section prior to the 2002-03 season. Each of the 2,051 student season-ticket holders received a red and white tie-dyed t-shirt. For the first time in Kohl Center history, student season tickets sold out prior to the beginning of the season.

Last year, *Sports Illustrated on Campus* named Madison the No. 1 Sports College Town in the country saying, "For good teams, good times and good cheer, there's no place like the home of the Badgers."

No wonder the Badgers are 79-14, including 43-2 under Bo Ryan, at the Kohl Center.



Top: The "Grateful Red" debuted on Dec. 4, 2002 when the Badgers took on Wake Forest. For three straight seasons, including this year, student tickets have sold out prior to the beginning of the season.

Left: The UW Dance Team placed fourth at the College Cheerleading and Dance Team National Championships at Walt Disney World in Orlando, Fla., last January.

Above: One of the most popular mascots in the country is UW's Bucky Badger.

BEST COLLEGE SPORTS TOWNS (ACCORDING TO SPORTS ILLUSTRATED ON CAMPUS)

- | | |
|--------------------------------|---------------------------------------|
| 1. Madison, Wis. (Wisconsin) | 6. Bloomington, Ind. (Indiana) |
| 2. Athens, Ga. (Georgia) | 7. Eugene, Ore. (Oregon) |
| 3. Austin, Texas (Texas) | 8. Knoxville, Tenn. (Tennessee) |
| 4. Gainesville, Fla. (Florida) | 9. College Station, Texas (Texas A&M) |
| 5. Boulder, Colo. (Colorado) | 10. Syracuse, N.Y. (Syracuse) |

The Best Fans in the Country

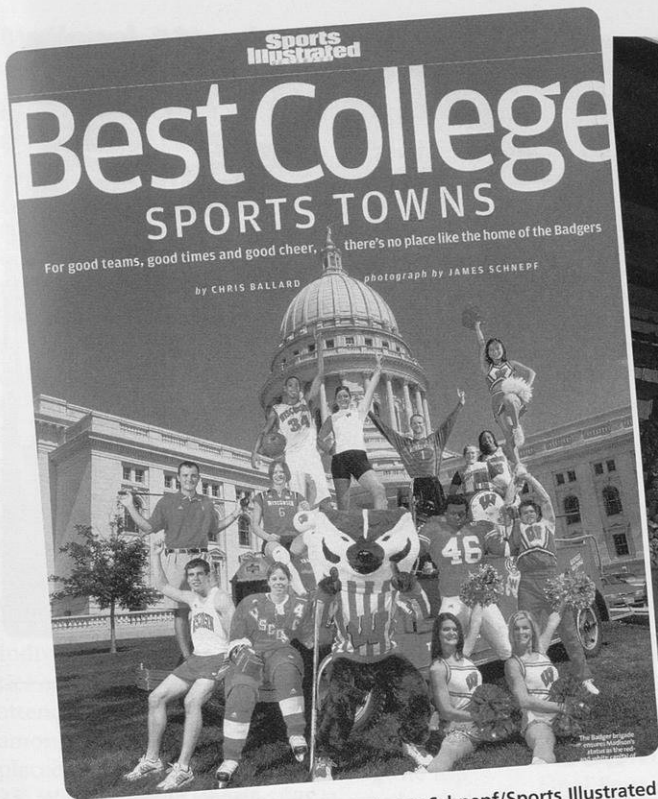



photo courtesy James Schnepf/Sports Illustrated



ATTENDANCE RANKINGS (SINCE 1997-98)



Year	National Rank (Avg.)	Big Ten Rank
1997-98*	22nd (13,335)	7th
1998-99	10th (15,770)	2nd
1999-00	11th (16,163)	3rd
2000-01	7th (16,811)	2nd
2001-02	6th (16,528)	3rd
2002-03	6th (16,930)	1st
2003-04	6th (17,142)	1st

* - The Badgers played eight of their 15 home games at the UW Field House



Building Better Badgers



The University of Wisconsin Strength and Conditioning Program is committed to providing the ultimate training experience for each student-athlete. Our goal is to enhance the strength, speed, agility and conditioning of each athlete, while reducing the incidence of basketball related injuries. We take a proactive approach to accomplishing this through individual athlete evaluations and program design, Olympic lifting exercises and movement specific functional training. This is accomplished in a safe, yet competitive environment, where each student-athlete is encouraged to strive for personal excellence.



BASKETBALL STRENGTH & CONDITIONING RECORDS

Vertical Leap	38" - Alando Tucker
Bench Press (Forwards)	325 lbs. - Alando Tucker
Hang Clean (Forwards)	300 lbs. - Mike Wilkinson
Biggest Improvement - Hang Clean	80 lbs. - Mike Wilkinson
I-Drill Agility Test	6.34 secs. - Kammron Taylor
20-meter shuttle (forwards)	Level 13 - Mike Wilkinson

Records held by current players only



ON WISCONSIN

The Big Ten Conference

National Attendance Leaders -- 27 Years and Counting

Big Ten men's basketball led the nation in total attendance for the 28th straight season in 2003-04, as the Conference welcomed 2,122,586 total fans through the turnstiles and led the way with an average attendance of 12,787 per game/session, nearly 800 more than the national runner-up (ACC - 11,990). The Big Ten broke the two-million mark in total attendance for the 12th straight season, as the League played host to 2,045,574 patrons in 161 games for an average of 12,705 fans per contest, an increase of more than 300 per outing over last season (12,367 in 2002-03). The only other conferences to draw two million fans last season were the 12-member SEC and the 14-member Big East.

The Nation's Best Fans

Individually, the Big Ten placed six universities among the country's top 25 in average attendance, highlighted by three programs among the top 10. No other conference placed more than four teams among the top 25. Wisconsin led the Big Ten charge for the second straight year, ranking sixth nationally with an average of 17,142 fans per game. The Badgers sold out every home game to set a new school record with the fifth-highest attendance average in Conference annals. Two other schools ranked among the top 10 as Indiana rated No. 7 with 16,487 fans per game and Illinois ranked No. 9 with 16,072 patrons per outing. Other Conference programs among the top 25 included No. 14 Michigan State (14,759), No. 18 Ohio State (14,521) and No. 23 Iowa (12,977).

Seven-Year Plan


Over the last seven NCAA Championships, Big Ten teams lead all conferences in victories

and games played while rating second in winning percentage. The Big Ten has taken part in 99 games and boasts 64 victories over that time span, as the ACC is tied for the most NCAA Tournament wins and is knotted with the Big East in second place with 93 contests. The Big Ten's winning percentage of .647 ranks second only to the ACC (.688), while the League is tied for third among all conference with 36 tourney berths, trailing only the SEC (41 appearances) and Big 12 (37). See the chart below for the complete NCAA Tournament breakdown for the Big Ten, ACC, Big 12, Big East, Pac-10 and SEC over the last seven seasons.

Conf.	Record	Wining Pct.	Appearances
Big Ten	64-35	.647	36
ACC	64-29	.688	31
Big East	60-33	.645	36
Big 12	55-37	.598	37
SEC	51-40	.560	41
Pac-10	45-31	.592	31

Half of the Final Four

The Big Ten has sent at least two teams to the Final Four on three occasions since 1992, the highest total among all conferences. The Conference sent a pair of squads in 1992 (Indiana, Michigan) before pulling off the feat in back-to-back years for the first time in Big Ten history in 1999 (Michigan State, Ohio State) and 2000 (MSU, Wisconsin). Since 1992, only three conferences have sent a pair of teams to the Final Four - the Big 12 in 2002 (Oklahoma, Kansas) and 2003 (Kansas, Texas), the Atlantic Coast Conference in 2001 (Duke, Maryland) and 2004 (Duke, Georgia Tech) and the Southeastern Conference in 1994 (Arkansas, Florida) and 1996 (Mississippi State, Kentucky).



BIG TEN MISSION STATEMENT

The Big Ten Conference is an association of 11 world-class universities whose member institutions share a common mission of research, graduate, professional and undergraduate teaching and public service. Intercollegiate athletics has an important place within the mission.

Founded in 1896, the Big Ten has sustained a comprehensive set of shared practices and policies that enforce the priority of academics in student-athletes' lives and emphasize the values of integrity, fairness and competitiveness. Big Ten universities provide in excess of \$63 million in athletic scholarship aid to more than 7,500 men and women student-athletes who compete for 25 championships, 12 for men and 13 for women. In total, Big Ten Conference institutions sponsor more than 250 athletic programs.



Great Competition

Besides a grueling Big Ten schedule that often includes the top teams in the country, Wisconsin faces a number of highly-ranked teams during the non-conference season and in tournament play. The Badgers have played 38 ranked teams in the past five seasons, including 20 games against teams ranked in the top 10.

This season, the UW faces five teams that played in the postseason in 2004 during its non-conference schedule (Alabama, Maryland, Marquette, Rutgers and UW-Milwaukee). Two of those games, Rutgers and Marquette, are on the road. In all, the Badgers will play 14 games against teams that participated in postseason play in 2004.

In the past five years, the Badgers have played many of the top teams in the country. Here is a small sampling:

- | | |
|--------------|-------------|
| Alabama | St. John's |
| Arizona | Syracuse |
| Georgia Tech | Temple |
| Kentucky | Tennessee |
| LSU | Texas |
| Marquette | UNLV |
| Maryland | Wake Forest |
| Missouri | Xavier |
| Pittsburgh | |



Top: Wisconsin took on No. 6 Pittsburgh last year in the NCAA tournament.

Above: The Badgers play all three of their in-state rivals (Marquette, UW-Green Bay and UW-Milwaukee) each season. UW has won 17 of the last 23 meetings, including a 63-59 win at the Kohl Center in 2003 (pictured) against the Golden Eagles.

Left: UW faced Wake Forest in the 2002 ACC/Big Ten Challenge, its only home game thus far in the Challenge. This year, the Badgers host Maryland.



Great Destinations

One of the benefits of college athletics is traveling to new and exciting places to play your games. Besides all the wonderful atmospheres around the Big Ten, Wisconsin travels throughout the country to play its games and participate in tournaments.

In 2001-02, the UW took part in the City Bank/Aloha Airlines Big Island Invitational in Hawaii. The Badgers spent a week on the Big Island, first in Kona then in Hilo. It was Wisconsin's second trip to the Big Island Invitational, having been a part of the tournament in 1997 as well. The Badgers also played in the Maui Classic in 1995 and have also traveled to the Top of the World Classic in Fairbanks, Alaska.

The traveling isn't restricted to during the season. In the summer of 2000, the UW basketball team took a trip to Europe and spent nearly two weeks in Italy and Slovenia, playing four games against international competition.

Following a Thanksgiving weekend trip to play Pepperdine in Malibu, Calif., this season, the Badgers will play three games in the Paradise Jam, hosted by the University of the Virgin Islands, in late November, 2005. In 2009, Wisconsin will make a return trip to the Maui Invitational.





Badgers in the Pros

Over the years, Wisconsin has had a number of players go on and play professionally once their days in Madison are done. The most well-known of those former UW players is Dallas Mavericks star Michael Finley. A two-time all-star, Finley was also a member of the US team that competed at the 2002 World Basketball Championships and went head-to-head with former Badger star Kirk Penney.

Penney wrapped up his UW playing career as the sixth-leading scorer in Badger history. The two-time first-team All-Big Ten selection earned a tryout with the Minnesota Timberwolves' summer league team in 2003 and later played with the Miami Heat during the regular season. He finished the year in Spain and made his second Olympic appearance for his native New Zealand, averaging 11.3 points in the 2004 games.


The latest Badger to go pro was Devin Harris, who was selected fifth overall in the first round of the 2004 NBA Draft by the Washington Wizards. Harris, the 2004 Big Ten Player of the Year, was traded later that night to the Mavericks, where he will team with Finley.

Including Harris, Wisconsin has had six first-round draft choices in school history. Finley was the 21st selection in 1995 while Paul Grant went 20th overall in 1997. The three others were Wes Matthews, who was a first-rounder in 1980, Albert Henry (1970) and Don Rehfeldt, who was the second pick overall in 1950.




Left: Devin Harris was drafted fifth overall in the 2004 NBA Draft by the Washington Wizards. He was later traded to the Dallas Mavericks. During the summer, Harris averaged 17.8 points with the Mavs summer league team.

Right: Kirk Penney played with the NBA's Miami Heat at the beginning of last season. He finished the year playing in Spain and averaged 11.3 points in the 2004 Olympics for his native New Zealand.



2004-05 BADGERS

Wisconsin Roster	18
Radio / TV Roster	19
Season Outlook	20-21
Sharif Chambliss	22-23
Clayton Hanson	24-25
Andreas Helmigk	26-27
Zach Morley	28-29
Mike Wilkinson	30-31
Ray Nixon	32-33
Boo Wade	34-35
Jason Chappell	36-37
Kammron Taylor	38-39
Alando Tucker	40-41
Brian Butch	42
Tanner Bronson	43
Michael Flowers	44
Greg Stiemsma	45
DeAaron Williams	46
Career Game-by-Game Statistics . . .	47-52



Senior Mike Wilkinson, one of the most experienced players in the Big Ten, was a second-team all-conference selection in 2003-04 and averaged 13.1 points and 6.8 rebounds.

2004-05 Rosters

Alphabetical

No.	Name	Ht.	Wt.	Yr./Elig.	Pos.	Hometown (High School)
14	Tanner Bronson	5-11	160	So./Fr.	G	Glendale, Wis. (Nicolet)
32	Brian Butch	6-11	240	So./Fr.	F/C	Appleton, Wis. (West)
1	Sharif Chambliss	6-1	185	5th/Sr.	G	Racine, Wis. (St. Catherine's/Penn State)
5	Jason Chappell*	6-10	240	Jr./So.	F/C	New Berlin, Wis. (New Berlin West/ Worcester (Mass.) Academy)
22	Michael Flowers	6-2	185	Fr./Fr.	G	Madison, Wis. (La Follette)
13	Clayton Hanson***	6-5	195	Sr./Sr.	G	Reedsburg, Wis. (HS)
21	Andreas Helmigk**	6-9	245	Sr./Sr.	C	Klagenfurt, Austria
44	Zach Morley*	6-8	230	Sr./Sr.	F	Maryville, Mo. (HS/Indian Hills (Iowa) CC)
4	Ray Nixon**	6-8	215	Jr./Jr.	F	Whitefish Bay, Wis. (Dominican)
34	Greg Stiemsma	6-11	245	Fr./Fr.	C	Randolph, Wis. (HS)
23	Kammron Taylor*	6-2	175	So./So.	G	Minneapolis, Minn. (North)
42	Alando Tucker*	6-5	205	Jr./So.	F	Lockport, Ill. (Township)
12	Boo Wade**	6-3	190	Jr./Jr.	G	Milwaukee, Wis. (Vincent)
54	Mike Wilkinson***	6-8	240	5th/Sr.	F	Blue Mounds, Wis. (Wisconsin Heights)
33	DeAaron Williams	6-4	190	Fr./Fr.	G/F	Peoria, Ill. (Limestone)

Numerical

No.	Name	Ht.	Wt.	Yr./Elig.	Pos.	Hometown (High School)
1	Sharif Chambliss	6-1	185	5th/Sr.	G	Racine, Wis. (St. Catherine's/Penn State)
4	Ray Nixon**	6-8	215	Jr./Jr.	F	Whitefish Bay, Wis. (Dominican)
5	Jason Chappell*	6-10	240	Jr./So.	F/C	New Berlin, Wis. (New Berlin West/ Worcester (Mass.) Academy)
12	Boo Wade**	6-3	190	Jr./Jr.	G	Milwaukee, Wis. (Vincent)
13	Clayton Hanson***	6-5	195	Sr./Sr.	G	Reedsburg, Wis. (HS)
14	Tanner Bronson	5-11	160	So./Fr.	G	Glendale, Wis. (Nicolet)
21	Andreas Helmigk**	6-9	245	Sr./Sr.	C	Klagenfurt, Austria
22	Michael Flowers	6-2	185	Fr./Fr.	G	Madison, Wis. (La Follette)
23	Kammron Taylor*	6-2	175	Fr./Fr.	G	Minneapolis, Minn. (North)
32	Brian Butch	6-11	240	So./Fr.	F/C	Appleton, Wis. (West)
33	DeAaron Williams	6-4	190	Fr./Fr.	G/F	Peoria, Ill. (Limestone)
34	Greg Stiemsma	6-11	245	Fr./Fr.	C	Randolph, Wis. (HS)
42	Alando Tucker*	6-5	205	Jr./So.	F	Lockport, Ill. (Township)
44	Zach Morley*	6-8	230	Sr./Sr.	F	Maryville, Mo. (HS/Indian Hills (Iowa) CC)
54	Mike Wilkinson***	6-8	240	5th/Sr.	F	Blue Mounds, Wis. (Wisconsin Heights)

* - letters won

Coaching and Support Staff

Head Coach: Bo Ryan

Associate Head Coach: Rob Jeter

Assistant Coaches: Gary Close and Greg Gard

Director of Basketball Operations: Duffy Conroy

Athletic Trainer: Henry Perez-Guerra

Strength & Conditioning Coach: Scott Hettenbach

Basketball SID: Brian Lucas


Video Coordinator: Will Ryan

Pronunciation Guide

Sharif Chambliss	sha-REEF
Jason Chappell	CHAP-el
Andreas Helmigk	ON-dray-us HEL-mig
Greg Stiemsma	STEM-sma
Alando Tucker	a-LAN-doe
DeAaron Williams	DEE-a-run

Radio/TV Rosters

MEET THE BADGERS




14 Tanner Bronson

G, Fr., 5-11, 160
Glendale, Wis.



32 Brian Butch

F/C, Fr., 6-11, 240
Appleton, Wis.




1 Sharif Chambliss

G, Sr., 6-1, 185
Racine, Wis.




5 Jason Chappell

F/C, So., 6-10, 240
New Berlin, Wis.




22 Michael Flowers

G, Fr., 6-2, 185
Madison, Wis.




13 Clayton Hanson

G, Sr., 6-5, 195
Reedsburg, Wis.




21 Andreas Helmigk

C, Sr., 6-9, 245
Klagenfurt, Austria




44 Zach Morley

F, Sr., 6-8, 230
Maryville, Mo.




4 Ray Nixon

F, Jr., 6-8, 215
Milwaukee, Wis.



34 Greg Stiemsma

C, Fr., 6-11, 245
Randolph, Wis.




23 Kammron Taylor

G, So., 6-2, 175
Minneapolis, Minn.




42 Alando Tucker

F, So., 6-5, 205
Lockport, Ill.




12 Boo Wade

G, Jr., 6-3, 190
Milwaukee, Wis.



54 Mike Wilkinson

F, Sr., 6-8, 240
Blue Mounds, Wis.



33 DeAaron Williams

G/F, Fr., 6-4, 190
Peoria, Ill.

2004-05 Season Outlook

MEET THE BADGERS

PERSONNEL BREAKDOWN

Starters Returning (2):

Mike Wilkinson, Sr., F
Boo Wade, Jr., G

Other Letterwinners Returning (5):

Clayton Hanson, Sr., G
Andreas Helmigk, Sr., C
Zach Morley, Sr., F
Ray Nixon, Jr., F
Kammron Taylor, So., G

Sat Out Last Season as Redshirts (4):

Brian Butch, Fr., F/C
Sharif Chambliss, Sr., C
Jason Chappell, So., F/C
Alando Tucker, So., F

Newcomers (4):

Tanner Bronson, Fr., G
Michael Flowers, Fr., G
Greg Stiemsma, Fr., C
DeAaron Williams, Fr., G/F

Back For More

Wisconsin returns two starters (G Boo Wade and F Mike Wilkinson) from last year's team. However, G Clayton Hanson, C Andreas Helmigk and F Zach Morley also started some games last season. In addition, F Alando Tucker, who started 27 games as a freshman, and G Sharif Chambliss, who started 43 games at Penn State, sat out last season as redshirts.

Experience Counts

The players on UW's roster have a combined 187 career starts between them, led by Mike Wilkinson's 64, and have played in 495 games. They have combined to log 10,072 career minutes. Even though they lost three starters from 2003-04, those totals are higher than last year when the Badger roster had combined to play 450 games and 8,665 minutes prior to the season. Wisconsin has five seniors (Sharif Chambliss, Clayton Hanson, Andreas Helmigk, Zach Morley and Mike Wilkinson) on the 2004-05 roster.

Taking the Shirts Off

Wisconsin welcomes four players who sat out all or most of last season as redshirts.

- Senior guard Sharif Chambliss, who led the Big Ten in three-pointers and averaged 14.7 points as a sophomore and junior, had to sit out last season after transferring from Penn State.

- Sophomore forward Alando Tucker, a member of the Big Ten's all-freshmen team in 2003, missed all but four games last year due to a right foot injury and was granted a medical hardship. Tucker started two games last year and averaged 19.5 points in those contests.

- Sophomore forward Jason Chappell missed the first six weeks of the regular season after suffering a foot injury and sat out the rest of the year, using his redshirt season.


- Freshman forward/center Brian Butch, a 2003 McDonald's All-American, also used his redshirt season last year in order to gain strength. Butch has added approximately 30 pounds since August 2003.

New Faces

In addition to the four players who redshirted last season, the Badgers welcome three freshmen into the mix. Guard Michael Flowers is a local product from La Follette High School in Madison. Center Greg Stiemsma, from Randolph, Wis., gives the Badgers a pair of 6-11 players. DeAaron Williams, a wing player from Peoria, Ill., brings tremendous athleticism.

We'll Miss Ya

Point guard Devin Harris declared for the NBA draft after his junior season and was picked fifth overall by the Washington Wizards, then traded on draft night to the Dallas Mavericks. Harris will be joining former Badger Michael Finley in Dallas. Harris broke Finley's single-season scoring record last year and led the Badgers with 19.5 points per game. He was also named Big Ten Player of the Year and was a finalist for every major national player of the year award.



Senior Mike Wilkinson has not missed a game in his UW career (96 straight) and was a second-team All-Big Ten selection in 2004.

Iron Man


Senior forward Mike Wilkinson has played in every game as a Badger, entering the 2004-05 season with a games played streak of 96. He has started the last 64 of those, every game over the past two seasons.

Getting Bigger

Two years ago, Mike Wilkinson was the only Badger taller than 6-5 to average more than 10.0 minutes per game. This season, Wisconsin has seven players listed at 6-8 or taller, including Brian Butch (6-11), Greg Stiemsma (6-11), Jason Chappell (6-10), Andreas Helmigk (6-9), Ray Nixon (6-8), Zach Morley (6-8) and Wilkinson (6-8).

Quickly on Last Year

The Badgers are coming off a 25-7 campaign in 2003-04. Wisconsin finished 12-4 in the Big Ten, good for a share of second place. UW hoisted its third championship trophy in as many years, winning its first Big Ten tournament title. The Badgers advanced to the NCAA tournament for the sixth straight season, defeating Richmond in the first round before falling to Pittsburgh.



Alando Tucker averaged 14.0 points in his four appearances last season, including 19.5 in his two starts. A foot injury sidelined him for the rest of the season.

Piling up the Ws

The 25 victories were a school record for the UW, breaking the mark of 24 set just a year earlier. Over the last two years, only 14 teams have more wins than Wisconsin. The Badgers have won 130 games over the last six seasons (21.7 per season) and have at least 22 wins in four of the last six years. In its first 100 years of basketball, Wisconsin had just two 20-win seasons (1915-16 and 1940-41).

Making it a Habit

Wisconsin advanced to the NCAA tournament for a school-record sixth straight time in 2004. Among Big Ten schools, only Michigan State has an active streak as long. The Badgers have won their first-round game in every season under Bo Ryan, a streak unmatched in school history. Ryan is the only coach in UW history to lead his team to victories in three different NCAA tournaments.

First Time's a Charm

The Badgers won their first Big Ten tournament title in 2004, defeating 10th-seeded Minnesota (66-52), No. 3 Michigan State (68-66), and top-seeded Illinois (70-53). Devin Harris was named the tournament's most outstanding player and Mike Wilkinson joined Harris on the all-tournament team.

Conference Call

Wisconsin went 12-4 in the Big Ten for the second straight season, tying a school record for conference victories. The Badgers have 35 Big Ten wins under Bo Ryan, tied with Illinois for the most in the conference over the last three years. UW has won 35 league games over three years just one other time in school history, from 1912-14.

Home Sweet Home

UW enters the 2004-05 season with the third-longest current home winning streak in the country, having won the last 28 games played at the Kohl Center. That is the second-longest streak in school history, behind a 33-game stretch from March 8, 1911 to Jan. 23, 1915.

Wisconsin went undefeated at home in 2003-04 for the first time since 1929-30. Under Bo Ryan, the Badgers are undefeated (24-0) in Big Ten home games.

Packing the Place

Part of the reason for the Badgers' success at the Kohl Center is the lively crowd. Wisconsin sold out all of its home games about two months prior to the start of the 2003-04 season, the first time in the history of the Kohl Center that happened. That is the case again this season. UW's average attendance of 17,142 in 2003-04 was sixth-highest nationally and tops among Big Ten schools.

Limiting the Mistakes

For the second time in two seasons, Wisconsin set a school record for fewest turnovers per game. The Badgers averaged just 10.0 miscues per contest, good for second-best in the country. UW has led the Big Ten in fewest turnovers in each of Bo Ryan's three seasons.

Getting Defensive

For the sixth time in the last eight seasons, Wisconsin led the Big Ten in scoring defense in conference games, giving up just 57.2 points per game. On the year, the Badgers yielded just 57.0 points per game, fifth-best in the country. Under Bo Ryan, UW is 37-4 when giving up less than 62 points.

Not Even Close

The Badgers led the Big Ten (and finished 12th in the country) in scoring margin at +11.5. That is a modern-era school record, surpassing the mark of +11.0 set in 2002-03. In the past two seasons, Wisconsin has won 17 games by at least 20 points.


Hands Off

After leading the country in fewest fouls against in 2002-03, Wisconsin was seventh in that category last year, leading the Big Ten with just 15.4 fouls per game. For the second straight season, the Badgers made more free throws than their opponents shot. 2002-03 was the first time in the modern era that the UW had accomplished that.



Junior guard Boo Wade has appeared in 62 games in his first two seasons, starting 28 of them, and has a career assist-to-turnover ratio of 1.79.

MEET THE BADGERS



1 Sharif Chambliss

Transfer from Penn State who sat out last season due to NCAA transfer rules ... because of Big Ten rules, will not be on scholarship while at Wisconsin ... injured his right knee in the second-to-last practice of the season last year ... **Honors:** 2002 and 2003 honorable mention All-Big Ten by the media ... **At Penn State:** Led Penn State in scoring as both a sophomore (14.6 ppg.) and a junior (14.7 ppg.) ... 10th in the Big Ten in scoring as a sophomore and 11th as a junior ... paced the conference in three-pointers made as a sophomore (3.54 3pg) and junior (3.18 3pg) ... also led the league in free-throw shooting both seasons (.891 as a sophomore and .901 as a junior) ... left PSU with the fourth-most career three-pointers made in school history ... his three-point totals as a sophomore and junior rank second and third, respectively, in school annals ... tops the PSU career list in free throw percentage (126-142, .887) ... scored in double figures in 52 of 56 games over the last two seasons ... has reached the 20-point plateau nine times in his career, including a personal-best 26 points vs. Yale (12/1/02) ... hit a career-high seven three-pointers in that game ... has hit at least five three-pointers in 16 games in his career ... averaged 17.3 points in his last four games against Wisconsin, leading Penn State to two victories over the Badgers ... that is his highest points per game against any Big Ten team over the last two seasons ... **High School:** Led St. Catherine's to a 23-1 record and the state championship game as a senior ... earned all-state honors after averaging 17.4 points and 5.4 assists ... also named honorable mention All-America and county and conference player of the year ... lettered twice at St. Catherine's and once (sophomore) at Park High School ... high school teammate of Caron Butler, now of the Miami Heat ... also lettered in football as a junior, playing quarterback and defensive back ... **Personal:** Born on March 22, 1982, in Racine, Wis. ... parents are Cherri Chambliss and Jameel Ghuari ... majoring in life sciences communication

**6-1 • 185 lbs.
Senior • Guard**

Racine, Wis.
St. Catherine's High School
Penn State University

Career Highs

- Points:** 26 vs. Yale (12/1/02)
- Field Goals:** 8, twice, MR: at Indiana (3/8/03)
- Field Goal Attempts:** 18 vs. Clemson (12/3/02)
- 3-Point Field Goals:** 7 vs. Yale (12/1/01)
- 3-Point Field Goal Attempts:** 14 vs. Illinois (1/25/03)
- Free Throws:** 8 vs. Purdue (1/18/03)
- Free Throw Attempts:** 8 vs. Purdue (1/18/03)
- Rebounds:** 6 vs. St. Francis (12/28/02)
- Assists:** 5 vs. Northeastern (12/14/02)
- Blocked Shots:** 1, three times, MR: at Purdue (2/26/02)
- Steals:** 4, twice, MR: at Northwestern (3/1/03)
- Minutes:** 45 at Northwestern (3/1/03)

WHY WISCONSIN?

I wanted to represent my home state and play for a program that is on the way to being among the elite in the country.

Career Statistics

Year	GP-GS	Min/Avg	FG-FGA	Pct	3-Point				Rebounding			PF-FO	AST	TO	Blk	Stl	Pts/Avg
					FG-FGA	Pct	FT-FTA	Pct	Off-Def	Tot	Avg						
2000-01	23-0	99/4.3	9-30	.300	7-22	.318	5-7	.714	3-9	12	0.5	12-0	3	6	0	7	30/1.3
2001-02	28-19	881/31.5	127-321	.396	99-235	.421	57-64	.891	17-49	66	2.4	48-0	45	35	3	34	410/14.6
2002-03	28-24	970/34.6	129-333	.387	89-232	.384	64-71	.901	11-46	57	2.0	64-0	54	52	1	32	411/14.7
2003-04		Redshirted															
TOTAL	79-43	1950/24.7	265-684	.387	195-489	.399	126-142	.887	31-104	135	1.7	124-0	102	93	4	73	851/10.8



BEYOND THE SHARIF CHAMBLISS NUMBERS

MEET THE BADGERS

Favorite NBA Player of all-time:
Jordan

Unusual thing the average person wouldn't know about me:
I'll talk to anyone, anytime, anywhere

Dream Job:
Playing basketball

Posters I have on my wall:
Jordan, Jordan and more Jordan

If I could invite three people to dinner, they would be:
Grandpa Chambliss, Jesus Christ and Martin Luther King

Best class I've taken at UW:
LSC 340 Contemporary Communication Technologies and Their Social Effects

Favorite thing about playing basketball at UW:
The fans and being close to my family

Least favorite thing about playing basketball at UW:
Not enough tickets with my family around

Significance of my uniform number:
Clayton had my first choice

Best dressed on the team:
Clayton Hanson

Most famous person I've met:
Rev. Jesse Jackson


Favorite food:
Twizzlers

Musical instrument I've played:
Trombone. I was first chair.

TV show I never miss is:
Nip/Tuck ... the best show on TV

Big Ten Statistics

Year	GP-GS	Min/Avg	FG-FGA	Pct	3-Point		FT-FTA	Pct	Rebounding			PF-FO	AST	TO	Blk	Stl	Pts/Avg
					FG-FGA	Pct			Off-Def	Tot	Avg						
2001	10-0	42/4.2	4-14	.286	3-10	.300	3-5	.600	2-3	5	0.5	7-0	2	4	0	2	14/1.4
2002	16-14	550/34.4	75-191	.393	57-143	.399	39-46	.848	7-31	38	2.4	28-0	23	23	1	18	246/15.4
2003	16-14	573/35.8	73-189	.386	51-129	.395	38-42	.905	3-22	25	1.6	37-0	25	27	1	19	235/14.7
2004		Redshirted															
TOTAL	42-28	1165/27.7	152-394	.386	111-282	.394	80-93	.860	12-56	68	1.6	72-0	50	54	2	39	495/11.8



13 Clayton Hanson

**6-5 • 195 lbs.
Senior • Guard**

Reedsburg, Wis.
Reedsburg High School

Career Highs

Points: 17 vs. Michigan (1/21/04)
Field Goals: 6 vs. Michigan (1/21/04)
Field Goal Atts.: 10 at Iowa (2/11/04)
3-Point Field Goals: 5 vs. Michigan (1/21/04)
3-Point Field Goal Atts.: 6 vs. Michigan (1/21/04) and at Iowa (2/11/04)
Free Throws: 5 vs. Ohio State (2/14/04)
Free Throw Atts.: 6 vs. Ohio State (2/14/04)
Rebounds: 7 vs. Illinois (3/14/04)
Assists: 3 vs. UW-Milwaukee (12/13/03) and vs. Minnesota (2/4/04)
Blocked Shots: 1, four times, MR vs. Illinois (1/24/04)
Steals: 2 vs. Eastern Illinois (11/25/03) and vs. College of Charleston (1/3/04)
Minutes: 37 at Iowa (2/11/04)

Played significant minutes last season as a walk-on ... on scholarship this year ... solid three-point shooter ... good student with a 3.58 GPA as a double major ... **Honors:** 2004 Academic All-Big Ten ... **Summer of 2004:** Leading scorer on the Big Ten's Foreign Tour team ... averaged 11.2 points on the five-game trip, leading the conference squad to a 3-2 record ... tallied double figures in three games, including a personal-best 17 vs. Italy's Marina Traviglia Basketball Club ... **2003-04:** Appeared in all 32 games as a third-year walk-on, with one start ... averaged 19.4 minutes per game ... led the team in three-point shooting, hitting 18-41 (.439) during league games (fifth in the Big Ten) ... averaged 5.8 points and 24.3 minutes while shooting .423 (22-52) from beyond the arc in last 18 games ... had four double-digit scoring performances, including a career-high 17 points (5-6 three-pointers) vs. Michigan (1/21) ... made only career start at Iowa (2/11), playing a personal-best 37 minutes and scoring 12 points (4-6 three-pointers) ... had 13 points (five in overtime) in win at Michigan State (3/2), including a three-pointer with 43 seconds left in OT to put UW up by four points ... **2002-03:** Played in 17 games, averaging 4.6 minutes per game ... scored a career-high 12 points (4-4 from three-point range) in personal-best 20 minutes at Northwestern (2/8) ... five points and career-best three rebounds in eight minutes vs. New Hampshire ... appeared in three of the last four games of the season ... **2001-02:** Appeared in 14 games as a first-year walk-on ... played season-best five minutes in collegiate debut at Georgia Tech, hitting 1-2 three-pointers ... scored season-high four points and added a steal and blocked shot at Illinois ... grabbed two rebounds against Temple ... also had three points at Ohio and scored a field goal against UW-Green Bay ... **High School:** Named *The Capital Times* player of the year after averaging 28.7 points and 8.6 rebounds as a senior ... also named the *Wisconsin State Journal* all-area player of the year and second-team A.P. all-state ... finished as Reedsburg's career scoring leader with 1,751 points ... career scoring average of 20.1 points per game is also tops in school history ... three-time unanimous first-team all-South Central Conference selection ... averaged 23 points and seven rebounds a game as a junior, earning honorable mention all-state honors ... was also an honorable mention all-state selection as a sophomore when he averaged 17 points per contest ... earned two varsity letters in football as well ... attended same high school as former UW director of basketball operations Saul Phillips ... **Personal:** Born October 18, 1982, in Reedsburg, Wis. ... parents are Michael and Karen Hanson ... youngest of three children ... double major in real estate and urban land economics and finance, investment and banking

WHY WISCONSIN?

Great fans, great program, great institution ...
what more can you ask for?

Career Statistics

Year	GP-GS	Min/Avg	FG-FGA	Pct	3-Point		FT-FTA	Pct	Rebounding			PF-FO	AST	TO	Blk	Stl	Pts/Avg
					FG-FGA	Pct			Off-Def	Tot	Avg						
2001-02	14-0	36/2.6	4-12	.333	2-9	.222	2-2	1.000	1-3	4	0.3	3-0	2	3	1	1	12/0.9
2002-03	17-0	79/4.6	13-31	.419	7-16	.438	2-4	.500	2-7	9	0.5	3-0	2	1	1	2	35/2.1
2003-04	32-1	621/19.4	49-131	.374	29-76	.382	26-42	.619	9-41	50	1.6	35-0	25	12	2	14	153/4.8
TOTAL	63-1	736/11.7	66-174	.379	38-101	.376	30-48	.625	12-51	63	1.0	41-0	29	16	4	17	200/3.2



BEYOND THE CLAYTON HANSON NUMBERS

MEET THE BADGERS

Dream Job:

Make money while I sleep

PS2 or Xbox:

No time for video games

If I had one million dollars, I would:

Invest it

Funniest player on the team:

Ray Nixon - "it's all in the little things"

If I could play any other sport at UW, it would be:

Football

Best class I've taken at UW:

RMI 300 Principles of Risk Management with Joan Schmidt

Unusual thing about my hometown:

It's the butter capitol of the world

Best nickname on the team:

J Cheezy / Chappy / Chap

This summer I ...:

Worked for a real estate consulting and development firm and traveled to Europe for the Big Ten Foreign Tour

My favorite saying is:

The only place success comes before work is in the dictionary

If I could be on any reality show, it would be:

The Apprentice or The Real World

TV show I never miss:


The O.C.

Greatest invention of the last 100 years:

Duct tape

Big Ten Statistics

Year	GP-GS	Min/Avg	FG-FGA	Pct	3-Point		FT-FTA	Pct	Rebounding			PF-FO	AST	TO	Blk	Stl	Pts/Avg
					FG-FGA	Pct			Off-Def	Tot	Avg						
2002	7-0	15/2.1	1-3	.333	0-2	.000	2-2	1.000	0-2	2	0.3	0-0	1	1	1	1	4/0.6
2003	7-0	38/5.4	6-10	.600	5-5	1.000	0-1	.000	0-2	2	0.3	2-0	2	0	1	1	17/2.4
2004	16-1	338/21.1	30-76	.395	18-41	.439	17-23	.739	5-18	23	1.4	15-0	10	10	1	6	95/5.9
TOTAL	30-1	391/13.0	37-89	.416	23-48	.479	19-26	.731	5-22	27	0.9	17-0	13	11	3	8	116/3.9



21 Andreas Helmigk

Oldest player on the team, will turn 25 years old on Dec. 10 ... one of two Austrian-born players in Division I ... good shooting touch for a big man ... nickname is "Smooth" ... **2003-04:** Played in 27 games, starting 15 of them ... averaged 17.1 minutes per game as a starter ... scored a career-high 12 points on 5-6 shooting vs. Detroit in his first career start ... also had 11 points in 22 minutes vs. Indiana on Jan. 6 ... played a personal-best 24 minutes vs. Michigan on Jan. 21 ... missed the Penn State game with a right foot injury and appeared in just four games the rest of the season (totaling 14 minutes) ... **2002-03:** Played in 26 games, including each of the last 19 contests ... averaged 6.7 minutes per game and had nine games of 10 or more minutes ... shot .568 (21-37) from the field ... scored a season-high six points three times, including in NCAA tournament first round game vs. Weber State ... also added five points, including only three-pointer of the season, in 11 minutes in key win at Ohio State ... **2001-02:** Sat out season due to a knee injury ... **High School:** Member of the Austrian National Team ... played for Worthensee Piraten in the first division of the Austrian league, averaging 11 points and six rebounds despite playing just the second and third quarters due to his amateur status ... **Personal:** Born December 10, 1979, in Klagenfurt, Austria ... parents are Heiner and Magda Helmigk ... older brother played professional football in Europe ... majoring in international studies

6-9 • 245 lbs.
Senior • Center

Klagenfurt, Austria

Career Highs

- Points:** 12 vs. Detroit (12/6/03)
- Field Goals:** 5 vs. Detroit (12/6/03) and vs. Indiana (1/6/04)
- Field Goal Atts.:** 9 vs. Indiana (1/6/04)
- 3-Point Field Goals:** 1 at Ohio St. (1/18/03) and vs. Michigan (1/21/04)
- 3-Point Field Goal Atts.:** 1, three times, MR vs. Michigan (1/21/04)
- Free Throws:** 2 vs. Iowa (1/22/03) and vs. Detroit (12/6/03)
- Free Throw Atts.:** 4 vs. Ohio (12/27/03)
- Rebounds:** 4, five times, MR vs. College of Charleston (1/3/04)
- Assists:** 2, five times, MR at Ohio State (1/28/04)
- Blocked Shots:** 2 vs. Chicago State (1/4/03)
- Steals:** 2 vs. College of Charleston (1/3/04)
- Minutes:** 24 vs. Michigan (1/21/04)

Career Statistics

Year	GP-GS	Min/Avg	FG-FGA	Pct	3-Point		FT-FTA	Pct	Rebounding			PF-FO	AST	TO	Blk	Stl	Pts/Avg
					FG-FGA	Pct			Off-Def	Tot	Avg						
2002-03	26-0	175-6.7	21-37	.568	1-2	.500	5-13	.385	14-16	30	1.2	27-0	13	15	6	4	48/1.8
2003-04	27-15	305-11.3	32-74	.432	1-2	.500	7-16	.438	20-21	41	1.5	45-1	14	16	5	5	72/2.7
TOTAL	53-15	480-9.1	53-111	.477	2-4	.500	12-29	.414	34-37	71	1.3	72-1	27	31	11	9	120/2.3



BEYOND THE ANDREAS HELMIGK NUMBERS

Favorite NBA player of all-time:
"Air" Jordan

Best basketball memory:
2000 Austrian Championship Finals/ Big Ten Titles/2003 "Sweet 16"

Dream Job:
Executive for a big company

Posters on my wall:
Vincent Van Gogh (Cafe Terrace 1888) and a tropical beach

Most prized possession:
My cat

Favorite thing about playing basketball at UW:
The fans

Best dressed on the team:
Clay

Funniest on the team:
'Doe

TV show I never miss:
Seinfeld

In my CD Player right now:
Lloyd Banks

Greatest invention of the last 100 years:
Clap-on, clap-off lights

If I could be on any reality show, it would be:
MTV's Pimp My Ride - my car really needs help


Musical instruments I have played:
Flute, horn, guitar, electric guitar

Favorite Food:
Käsnudel - an Austrian delicacy

Big Ten Statistics

Year	GP-GS	Min/Avg	FG-FGA	Pct	3-Point		FT-FTA	Pct	Rebounding			PF-FO	AST	TO	Blk	Stl	Pts/Avg
					FG-FGA	Pct			Off-Def	Tot	Avg						
2003	15-0	100/6.7	11-20	.550	1-1	1.000	5-9	.556	4-7	11	0.7	10-0	6	8	3	2	28/1.9
2004	13-10	186-14.3	17-42	.405	1-1	1.000	2-4	.500	9-12	21	1.6	29-1	8	7	4	2	37/2.8
TOTAL	28-10	286-10.2	28-62	.452	2-2	1.000	7-13	.538	13-19	32	1.1	39-1	14	15	7	4	65/2.3

MEET THE BADGERS



44 Zach Morley

Spent most of last season as the team's first player off the bench ... very versatile offensively, able to post up with a variety of moves, step out and knock down jumpers and drive to the basket ... **2003-04:** Played in all 32 games, starting seven of them ... finished the season third on the team in scoring (8.9 ppg.) and second in rebounding (5.8 rpg.) ... was second on the team in field goal percentage (.581) and made 39-77 (.506) shots over the final 11 games of the season ... scored in double figures 13 times, including a career-high 18 points vs. College of Charleston ... recorded a double-double with 14 points and 10 rebounds vs. Minnesota (Feb. 4) ... also had 10 rebounds vs. UW-Green Bay and Michigan State (March 2) ... registered 12 points and nine rebounds in his Badger debut at Penn and also had 12 and nine vs. Pittsburgh in UW's final game of the season ... **At Indian Hills Community College:** Third-team NJCAA All-American ... first-team all-region choice ... averaged 15.2 points and 8.2 rebounds as Indian Hills went 29-6 his sophomore year ... led Indian Hills to a 25-8 record, averaging 8.0 points and 4.0 rebounds and shooting .533 (96-180) as a freshman ... **High School:** Earned second-team all-state honors as a senior, averaging 17 points and nine rebounds at Maryville High ... was limited to 13 games as a senior due to leg injuries ... was also named first-team all-conference and first-team all-district ... averaged nine points and five rebounds as a junior ... also lettered in football ... **Personal:** Born on April 25, 1983 in Springfield, Mo. ... parents are Del and Kathy Morley ... majoring in consumer science

**6-8 • 230 lbs.
Senior • Forward**

Maryville, Mo.
Maryville High School
Indian Hills (Iowa) CC

Career Highs

- Points:** 18 vs. College of Charleston (1/3/04)
- Field Goals:** 7 vs. College of Charleston (1/3/04)
- Field Goal Atts.:** 11 vs. College of Charleston (1/3/04) and at Northwestern (2/7/04)
- 3-Point Field Goals:** 3 at Northwestern (2/7/04)
- 3-Point Field Goal Atts.:** 4 at Northwestern (2/7/04)
- Free Throws:** 6 vs. Michigan State (1/10/04)
- Free Throw Atts.:** 8 vs. Michigan State (1/10/04)
- Rebounds:** 10, three times, MR at Michigan State (3/2/04)
- Assists:** 4, three times, MR vs. Penn State (2/25/04)
- Blocked Shots:** 3 vs. Ohio (12/27/03)
- Steals:** 4 vs. Michigan State (1/10/04)
- Minutes:** 37 at Northwestern (2/7/04)

Career Statistics

Year	GP-GS	Min/Avg	FG-FGA	Pct	3-Point		FT-FTA	Pct	Rebounding			PF-FO	AST	TO	Blk	Stl	Pts/Avg
					FG-FGA	Pct			Off-Def	Tot	Avg						
2003-04	32-7	810-25.3	111-231	.481	14-46	.304	50-67	.746	61-125	186	5.8	77-1	55	47	16	29	286/8.9
TOTAL	32-7	810-25.3	111-231	.481	14-46	.304	50-67	.746	61-125	186	5.8	77-1	55	47	16	29	286/8.9



BEYOND THE ZACH MORLEY NUMBERS

Best basketball memory:

Winning the Big Ten tournament

My pre-game routine:

Sleep and shower

Significance of my uniform number:

All my brothers wore the same number

Best dressed on the team:

Clayton Hanson

Worst dressed on the team:

Mike Wilkinson

Funniest on the team:

Ray Nixon

Best nickname on the team:

Smooth

PS2 or Xbox?:

Neither, I don't have time for those childish games

Person I admire most:

My mom

TV show I never miss:

The O.C.

My cell phone ring:

Ring, ring, ring

If I could have one superpower, it would be:

To know what other people are thinking

If I could be on one reality show, it would be:

The Benefactor, because there is no point to the game

The one thing I would be lost without:


My scooter

Greatest invention of the last 100 years:

Remote control

Big Ten Statistics

Year	GP-GS	Min/Avg	FG-FGA	Pct	3-Point		FT-FTA	Pct	Rebounding			PF-FO	AST	TO	Blk	Stl	Pts/Avg
					FG-FGA	Pct			Off-Def	Tot	Avg						
2004	16-7	418-26.1	55-114	.482	9-25	.360	22-33	.667	26-60	86	5.4	41-1	30	25	4	16	141/8.8
TOTAL	16-7	418-26.1	55-114	.482	9-25	.360	22-33	.667	26-60	86	5.4	41-1	30	25	4	16	141/8.8



54 Mike Wilkinson

6-8 • 240 lbs.
Senior • Forward

Blue Mounds, Wis.
Wisconsin Heights High School


Career Highs

- Points:** 24 vs. Illinois (1/24/04)
- Field Goals:** 10 vs. Illinois (1/24/04)
- Field Goal Atts.:** 16 vs. Michigan State (3/13/04)
- 3-Point Field Goals:** 4, three times, MR vs. Indiana (1/6/04)
- 3-Point Field Goal Atts.:** 7 vs. Illinois (3/5/03)
- Free Throws:** 13 vs. Ohio State (2/6/02)
- Free Throw Atts.:** 16 vs. Ohio State (2/6/02)
- Rebounds:** 12 vs. Marquette (12/22/01) and vs. Purdue (2/29/04)
- Assists:** 6 at Indiana (3/6/04)
- Blocked Shots:** 5 vs. Indiana (1/6/04)
- Steals:** 5 vs. Rutgers (11/29/03)
- Minutes:** 43 vs. Temple (12/3/01)

One of the most experienced returning players in the Big Ten ... has played in every game during his Badger career (96 straight), including starts in every game over the past two seasons ... Badgers are 47-7 in his career when he scores in double figures ... nine career double-doubles ... averages just 2.4 personal fouls per game over his career ... has 27 games with at least nine rebounds in his career ... **Milestones:** Has led the UW in rebounding in each of his three seasons and is 35 boards away from cracking the top 10 in school history in career rebounds ... looking to become only the second player in school history with at least 1,250 career points and 700 career rebounds (enters the season at 1,046 and 606) ... needs just 13 offensive rebounds to become the UW's career leader in that category ... tied for sixth on UW's career blocked shots list (86) and tied for seventh on the career steals list (131) ... **Honors:** Consensus second-team All-Big Ten in 2003-04 ... 2004 Big Ten All-Tournament Team ... 2004 NABC second-team All-District 11 ... **2003-04:** Averaged 13.1 points and 6.8 rebounds ... named to the Big Ten all-tournament team, averaging 17.7 points in the three games ... shot .528 from the field during Big Ten games and paced the Badgers in field goal percentage in all games (.491) ... had 22 double-figure scoring games, including nine of the last 10 ... averaged 16.2 points over the last 10 games of the season (Badgers went 8-2) ... five 20-point games, including a career-high 24 vs. Illinois (Jan. 24) ... recorded back-to-back double-doubles with 23 points and 12 rebounds vs. Purdue and 18 points and 10 boards at Michigan State ... **2002-03:** Started all 32 games ... led team in rebounds (tied for fifth in Big Ten) with 6.8 rpg ... fifth in the conference in offensive rebounds (2.31) ... scored in double figures 17 times (Badgers were 15-2 in those games) ... averaged 13.5 points and 7.1 rebounds on .494 (40-81) shooting in the last eight games of the season ... led team with 31 blocked shots and was second on the squad with 37 steals ... second on the team (and 12th in Big Ten) in free throw percentage (.786) ... scored a career-high 20 points at Iowa, including 4-5 shooting from three-point range ... had 18 points (7-11 shooting) and eight rebounds vs. Tulsa in NCAA tournament ... **2001-02:** Appeared in all 32 games as a redshirt freshman, averaging 28.2 mpg ... led the UW (second among Big Ten frosh) in rebounding at 5.3 rpg ... sixth in the conference with 2.34 offensive rebounds per game ... recorded four double-doubles, most by a Big Ten freshman and most by a UW frosh since Rashard Griffith in 1993-94 ... scored in double figures 15 times ... second-best free throw percentage by a UW freshman (.756) in history ... second on the squad with 40 steals ... averaged 9.3 ppg (fourth on team) ... scored career-high 19 points, including 13-16 shooting from the free throw line, and added nine rebounds vs. Ohio State ... recorded first career double-double against Furman (15 pts./11 rebs.) then followed that with 16 points and career-best 12 rebounds in upset of Marquette ... **2000-01:** Sat out as a redshirt ... **High School:** Named Mr. Basketball in Wisconsin as a senior ... state player of the year by the *Wisconsin State Journal* ... Wisconsin Heights was 19-4 and won league title as he averaged 28.6 points and 12.1 rebounds while shooting 61 percent from the field and 74 percent from the free throw line ... as a junior he led team to regional title and 21-4 mark while averaging 20.4 points and 10.6 rebounds and shooting 55 percent from the floor and 73 percent from the free throw line ... team won regional championship his sophomore year as he averaged 14.9 points and 9.3 rebounds ... **Personal:** Born October 1, 1981, in Sauk Prairie, Wis. ... parents are Margaret and Kendall Wilkinson ... oldest of five Wilkinson children ... father played basketball at UW-Richland Center ... graduated with a degree in agricultural business management in August, now enrolled in graduate school

Career Statistics

Year	GP-GS	Min/Avg	FG-FGA	Pct	3-Point		FT-FTA	Pct	Rebounding			PF-FO	AST	TO	Blk	Stl	Pts/Avg
					FG-FGA	Pct			Off-Def	Tot	Avg						
2001-02	32-0	903/28.2	94-212	.443	18-54	.333	93-123	.756	75-96	171	5.3	77-1	48	51	14	40	299-9.3
2002-03	32-32	997/31.2	113-261	.433	21-71	.296	81-103	.786	74-142	216	6.8	83-3	50	45	31	39	328/10.3
2003-04	32-32	1042-32.6	136-277	.491	28-81	.346	119-160	.744	79-140	219	6.8	68-0	62	49	41	52	419/13.1
TOTAL	96-64	2942-30.6	343-750	.457	67-206	.325	293-386	.759	228-378	606	6.3	228-4	160	145	86	131	1046/10.9



BEYOND THE MIKE WILKINSON NUMBERS

Favorite Basketball Memory:

2002-03 NCAA Tourney

Unusual thing the average person wouldn't know about me:

I have a small dog

In 10 years, I'll be ...

Working on owning my own business

Dream Job:

Living in the country, working on a farm

Most prized possession:

Family

Favorite thing about playing basketball at Wisconsin:

Fans

Best dressed on the team:

Sharif

Worst dressed on the team:

Me

Funniest on the team:

Ray

Favorite Food:

Fruit (all types)

My first pair of basketball sneakers:

Chuck Taylors


WHY WISCONSIN?

It's close to home and has a tremendous agricultural school.

Big Ten Statistics

Year	GP-GS	Min/Avg	FG-FGA	Pct	3-Point		FT-FTA	Pct	Rebounding			PF-FO	AST	TO	Blk	Stl	Pts/Avg
					FG-FGA	Pct			Off-Def	Tot	Avg						
2002	16-0	442/27.6	49-103	.476	4-16	.250	43-54	.796	41-42	83	5.2	41-1	27	24	11	26	145/9.1
2003	16-16	506/31.6	59-137	.431	15-41	.366	32-38	.842	35-76	111	6.9	44-1	21	17	14	21	165/10.3
2004	16-16	520-32.5	75-142	.528	15-42	.357	57-75	.760	46-74	120	7.5	41-0	35	26	22	20	222/13.9
TOTAL	48-32	1468-30.6	183-382	.479	34-99	.343	132-167	.790	122-192	314	6.5	126-2	83	67	47	67	532/11.1

MEET THE BADGERS



4 Ray Nixon

Very long and athletic wing player ... good three-point shooter ... **2003-04:** Appeared in 31 games, averaging 11.1 minutes ... made five of his last six three-point attempts and shot 14-35 (.400) from three-point range on the season ... scored a career-high nine points in personal-best 21 minutes at Purdue ... also had eight points at home vs. Indiana and vs. Illinois in the Big Ten tournament title game ... played at least 16 minutes in nine contests ... **2002-03:** Played in 17 games, averaging 4.1 minutes per game ... appeared in just one of the last 10 games of the season ... career highs in points (four), rebounds (three) and minutes (16) vs. Chicago State ... also played 13 minutes vs. New Hampshire and seven vs. Penn State ... **High School:** Second-team all-state selection by the Associated Press and the *Milwaukee Journal Sentinel* after averaging 12.3 points and shooting 54 percent from the field as a senior ... led Dominican to a 24-1 record and the sectional final ... first-team all-conference selection and honorable mention all-state as a junior, averaging 15 points and six rebounds per contest ... part of the state championship team as a sophomore ... prep teammate of UW-Milwaukee's Derrick Wimmer ... **Personal:** Born on September 10, 1984, in Milwaukee, Wis. ... parents are Raymond and Pershell Nixon ... has two older sisters ... majoring in life sciences communication

6-8 • 215 lbs.
Junior • Forward


Milwaukee, Wis.
Dominican High School

Career Highs

- Points:** 9 at Purdue (1/14/04)
- Field Goals:** 3, three times, MR vs. Illinois (3/14/04)
- Field Goal Atts.:** 6 vs. Chicago St. (1/4/03)
- 3-Point Field Goals:** 2, four times, MR vs. Illinois (3/14/04)
- 3-Point Field Goal Atts.:** 3 vs. Indiana (1/6/04) and at Purdue (1/14/04)
- Free Throws:** 4 vs. Minnesota (2/4/04)
- Free Throw Atts.:** 4 vs. Eastern Illinois (11/25/03) and vs. Minnesota (2/4/04)
- Rebounds:** 6 vs. Eastern Illinois (11/25/03)
- Assists:** 2 vs. Michigan State (1/10/04)
- Blocked Shots:** 1, four times, MR at Northwestern (2/7/04)
- Steals:** 1, six times, MR vs. Purdue (2/29/04)
- Minutes:** 21 at Purdue (1/14/04)

Career Statistics

Year	GP-GS	Min/Avg	FG-FGA	Pct	3-Point		FT-FTA	Pct	Rebounding			PF-FO	AST	TO	Blk	Stl	Pts/Avg
					FG-FGA	Pct			Off-Def	Tot	Avg						
2002-03	17-0	70/4.1	4-17	.235	0-8	.000	0-1	.000	3-7	10	0.6	14-0	2	2	1	1	8/0.5
2003-04	31-0	345-11.1	35-75	.467	14-35	.400	11-17	.647	24-27	51	1.6	37-0	10	20	3	5	95/3.1
TOTAL	48-0	415-8.6	39-92	.424	14-43	.326	11-18	.611	27-34	61	1.3	51-0	12	22	4	6	103/2.1



BEYOND THE RAY NIXON NUMBERS

Favorite NBA player of all-time:

Dr. Julius Erving

Best basketball memory:

2004 Big Ten Tournament

Dream Job:

Oil guy for swimsuit models

Most prized possession:

Life

If I could invite three people to dinner, they would be:

KiToy Johnson, Richard Pryor and the young Anna Nicole Smith

In my CD player right now:

Duke Ellington and Louis Armstrong

Significance of my uniform number:

I was four years old when I first picked up a basketball

Best dressed on the team:

Clayton Hanson

Funniest on the team:

Me or Alando Tucker

Favorite movie:

Five Heartbeats or Juice

Favorite food:

Hamburger Helper

Person I admire most:

My sister Yolanda

TV show I never miss:


The Cosby Show

If I could be on one reality TV show, it would be:

Dog Eat Dog because it's trivia and competition

Big Ten Statistics

Year	GP-GS	Min/Avg	FG-FGA	Pct	3-Point		FT-FTA	Pct	Rebounding			PF-FO	AST	TO	Blk	Stl	Pts/Avg
					FG-FGA	Pct			Off-Def	Tot	Avg						
2003	8-0	17/2.1	1-4	.250	0-2	.000	0-0	.000	2-0	2	0.3	6-0	0	1	0	0	2/0.3
2004	15-0	187-12.5	18-42	.429	7-20	.350	8-10	.800	14-11	25	1.7	21-0	7	12	3	4	51/3.4
TOTAL	23-0	204-8.9	19-46	.413	7-22	.318	8-10	.800	16-11	27	1.2	27-0	7	13	3	4	53/2.3



12 Boo Wade

6-3 • 190 lbs.
Junior • Guard

Milwaukee, Wis.
Milwaukee Vincent High School

Career Highs

Points: 16 vs. Richmond (3/19/04)

Field Goals: 6 vs. Michigan State (1/10/04)
and vs. Richmond (3/19/04)

Field Goal Atts.: 11 at Ohio State (1/28/04)

3-Point Field Goals: 2, three times, MR vs.
Michigan State (3/13/04)

3-Point Field Goal Atts.: 4 at Penn (11/21/03)
and vs. Purdue (2/29/04)

Free Throws: 6 vs. Michigan (1/21/04)

Free Throw Attempts: 6 vs. Michigan
(1/21/04)

Rebounds: 6, five times, MR vs. Illinois
(3/14/04)

Assists: 7 vs. Michigan (1/21/04) and
vs. Purdue (2/29/04)

Blocked Shots: 2 vs. Illinois (1/24/04)

Steals: 5 vs. New Hampshire (12/11/02)

Minutes: 38 at Maryland (12/2/03)

Best perimeter defender on the team ... has backed up Devin Harris at point guard in each of his first two years ... has a career assist-to-turnover ratio of 1.79 (Harris' was 1.74 for his career) ... averages one turnover every 20.6 minutes (Harris averaged one every 19.7 minutes) ... **2003-04:** Played in 30 games, starting 28 of them ... finished sixth in the league in assist-to-turnover ratio in Big Ten games (1.83) ... scored a career-high 16 points vs. Richmond in the NCAA tournament ... averaged 10.3 points over the last four games of the season ... helped limit Indiana star Bracey Wright to 15 points on 6-31 shooting, including 0-10 from three-point range, in two games vs. the Badgers ... had eight points, a career-high tying seven assists and five rebounds with no turnovers in 34 minutes in home win over Purdue ... made 48-63 (.762) free throws after shooting just .545 from the line as a freshman ... **2002-03:** Appeared in all 32 games, averaging 20.2 minutes per game as team's sixth man ... assist-to-turnover ratio of 1.84 and averaged just one turnover every 20.2 minutes ... finished third on the team in assists (59) and fourth in steals (27) ... shot .564 (22-39) from the field during Big Ten games ... averaged 3.3 points and 1.8 rebounds per game ... played a career-high 32 minutes at Northwestern with five points, five rebounds, three assists and no turnovers ... personal-best nine points, along with five rebounds and four assists in 25 turnover-free minutes vs. Ohio ... also had eight points in NCAA tournament second-round game vs. Tulsa ... **High School:** First-team all-state selection by the *Milwaukee Journal Sentinel* as a senior after averaging 15.3 points and leading Milwaukee Vincent to a 23-1 record ... second-team all-state selection by the Associated Press ... scored 60 points in three-game state tournament as a junior, including 23 in the championship game ... that was the second of two consecutive state championships for Wade and Vincent ... **Personal:** Born on September 24, 1984, in Milwaukee, Wis. ... parents are Willie and Thelma Wade ... majoring in sociology

Career Statistics

Year	GP-GS	Min/Avg	FG-FGA	Pct	3-Point		FT-FTA	Pct	Rebounding			PF-FO	AST	TO	Blk	Stl	Pts/Avg
					FG-FGA	Pct			Off-Def	Tot	Avg						
2002-03	32-0	646/20.2	42-86	.488	11-29	.379	12-22	.545	20-39	59	1.8	45-0	59	32	4	27	107/3.3
2003-04	30-28	942-31.4	74-177	.418	9-51	.176	48-63	.762	40-63	103	3.4	50-0	79	45	11	31	205/6.8
TOTAL	62-28	1588-25.6	116-263	.441	20-80	.250	60-85	.706	60-102	162	2.6	95-0	138	77	15	58	312/5.0



BEYOND THE BOO WADE NUMBERS

Favorite NBA player of all-time:
Michael Jordan

Favorite basketball memory:
Winning the Big Ten championship

Something unusual the average person wouldn't know about me:
I have a tattoo of my name on my neck

Dream Job:
A basketball coach

Most prized possession:
My Big Ten title ring

Best class I've taken at UW:
Theatre

In my CD player right now:
Clispe

Best video game player on the team:
Me

Favorite movie:
I Might Need Security

Favorite food:
Famous Dave Burger

TV show I never miss:
All of them

If I could have one superpower it would be:
Mind control

Best nickname on the team:
I shot the Sharif


The title of my autobiography would be:
Do You Know Who You Are

My cell phone ring:
Buck Down

MEET THE BADGERS

Big Ten Statistics

Year	GP-GS	Min/Avg	FG-FGA	Pct	3-Point		FT-FTA	Pct	Rebounding			PF-FO	AST	TO	Blk	Stl	Pts/Avg
					FG-FGA	Pct			Off-Def	Tot	Avg						
2003	16-0	317/19.8	22-39	.564	6-13	.462	4-10	.400	11-22	33	2.1	19-0	30	12	1	11	54/3.4
2004	14-12	437-31.2	37-84	.440	2-23	.087	18-24	.750	18-28	46	3.3	20-0	42	23	7	12	94/6.7
TOTAL	30-12	754-25.1	59-123	.480	8-36	.222	22-34	.647	29-50	79	2.6	39-0	72	35	8	23	148/4.9



5 Jason Chappell

2003-04: Missed the first six weeks of the season with a foot injury ... did not play the rest of the year, using his redshirt season ... **2002-03:** Appeared in eight games, playing a total of 11 minutes ... season-high four minutes vs. New Hampshire ... hit a three-pointer vs. Ohio and added a free throw vs. Penn State ... **High School:** Attended Worcester Academy in Massachusetts for one year ... averaged 10 points and eight rebounds on a team that featured five other NCAA Division I recruits ... went to New Berlin West High School in New Berlin, Wis. ... averaged 20 points, 16 rebounds and five assists as a senior and earned honorable mention all-state accolades ... was also an honorable mention all-state selection as a junior, scoring 13 points and grabbing nine rebounds a game as West won the Division II state championship ... **Personal:** Born on January 10, 1983, in Cudahy, Wis. ... parents are Len and Joanne Chappell ... father, Len, played in the NBA from 1963-72 ... older brother, John, plays basketball at South Carolina ... political science major

6-10 • 240 lbs.
Sophomore • F/C

New Berlin, Wis.
New Berlin West High School
Worcester (Mass.) Academy


Career Highs

- Points:** 3 vs. Ohio (12/23/02)
- Field Goals:** 1 vs. Ohio (12/23/03)
- Field Goal Attempts:** 2 vs. New Hampshire (12/11/02)
- 3-Point Field Goals:** 1 vs. Ohio (12/23/02)
- 3-Point Field Goal Attempts:** 1 vs. Ohio (12/23/02)
- Free Throws:** 1 vs. Penn State (2/1/03)
- Free Throw Attempts:** 2 vs. Penn State (2/1/03)
- Rebounds:** 1, three times, MR: at Northwestern (2/8/03)
- Assists:** 0
- Blocked Shots:** 1 vs. Chicago State (1/4/03)
- Steals:** 0
- Minutes:** 4 vs. New Hampshire (12/11/02)

Career Statistics

Year	GP-GS	Min/Avg	FG-FGA	Pct	3-Point		FT-FTA	Pct	Rebounding			PF-FO	AST	TO	Blk	Stl	Pts/Avg
					FG-FGA	Pct			Off-Def	Tot	Avg						
2002-03	8-0	11-1.4	1-4	.250	1-1	1.000	1-2	.500	2-1	3	0.4	0-0	0	1	1	0	4/0.5
2003-04		Redshirted															
TOTAL	8-0	11-1.4	1-4	.250	1-1	1.000	1-2	.500	2-1	3	0.4	0-0	0	1	1	0	4/0.5

BEYOND THE JASON CHAPPELL NUMBERS



Favorite NBA player of all-time:
Len Chappell

Favorite basketball memory:
Scoring 69 points in the eighth grade

Unusual thing the average person wouldn't know about me is:
I have my own clothing line

In 10 years, I'll be:
On the farm, farming

If I could invite three people to dinner, they would be:
Moe, Larry and Curly

If I could play any other sport at UW, it would be:
Golf

Significance of my uniform number:
I got five on it

Best dressed on the team:
Clay

Funniest on the team:
Smooth

Favorite food:
Sweet Potatoes

Greatest invention of the past 100 years:
The mini-skirt


The title of my autobiography would be:
JCHEEZY - It ain't easy bein' cheezy

Best nickname on the team:
Michael "Tulip" Flowers

If I could be on any reality show, it would be:
Paradise Island

Big Ten Statistics

Year	GP-GS	Min/Avg	FG-FGA	Pct	3-Point		FT-FTA	Pct	Rebounding			PF-FO	AST	TO	Blk	Stl	Pts/Avg
					FG-FGA	Pct			Off-Def	Tot	Avg						
2003	4-0	4-1.0	0-1	.000	0-0	.000	1-2	.500	1-1	2	0.5	0-0	0	1	0	0	1/0.3
2004		Redshirted															
TOTAL	4-0	4-1.0	0-1	.000	0-0	.000	1-2	.500	1-1	2	0.5	0-0	0	1	0	0	1/0.3



23 Kammron Taylor

Extremely quick point guard with good scoring ability ... **2003-04:** Appeared in 18 games, averaging 2.3 minutes ... scored a career-high five points in five minutes vs. Indiana ... played a personal-best seven minutes in Badger debut vs. Eastern Illinois ... scored 21 total points ... **High School:** Scored 59 points, grabbed 12 rebounds and handed out 10 assists in three state tournament games, leading Minneapolis North to the Class 4A state championship and earning all-tournament honors as a senior ... averaged 18 points and eight assists and was one of six finalists for Mr. Basketball in Minnesota ... first-team all-state selection as a junior and senior ... averaged 21 points and five assists as a junior, leading North to a 24-7 record and third place in the state ... also earned letters in football and tennis ... **Personal:** Born on August 28, 1984, in Chicago, Ill. ... parents are Kenneth and Blondell Taylor ... youngest of five children, all with first names that begin with the letter "K" ... brother, Kerek, played basketball at Gardner-Webb University and sister, Krystal, is a junior on Valparaiso's basketball team ... letters and science major

6-2 • 175 lbs.
Sophomore • Guard

Minneapolis, Minn.
Minneapolis North High School

Career Highs

Points: 5 vs. Penn State (2/25/04)

Field Goals: 1, six times, MR at Indiana (3/6/04)

Field Goal Atts.: 4 vs. Detroit (12/6/03)

3-Point Field Goals: 1 vs. Ohio (12/27/03) and vs. Penn State (2/25/04)

3-Point Field Goal Atts.: 2 vs. Detroit (12/6/03) and vs. Penn State (2/25/04)

Free Throws: 2 vs. Penn State (2/25/04) and vs. Illinois (3/14/04)

Free Throw Atts.: 2, three times, MR vs. Illinois (3/14/04)

Rebounds: 1 at Maryland (12/2/03) and vs. Ohio State (2/14/04)

Assists: 1 vs. UW-Milwaukee (12/13/03)


Blocked Shots: 0

Steals: 1 vs. Indiana (1/6/04)

Minutes: 7 vs. Eastern Illinois (11/25/03)

Career Statistics

Year	GP-GS	Min/Avg	FG-FGA	Pct	3-Point		FT-FTA	Pct	Rebounding			PF-FO	AST	TO	Blk	Stl	Pts/Avg
					FG-FGA	Pct			Off-Def	Tot	Avg						
2003-04	18-0	41-2.3	7-19	.368	2-8	.250	5-6	.833	1-1	2	0.1	4-0	1	3	0	1	21/1.2
TOTAL	18-0	41-2.3	7-19	.368	2-8	.250	5-6	.833	1-1	2	0.1	4-0	1	3	0	1	21/1.2



BEYOND THE KAMMRON TAYLOR NUMBERS

Favorite NBA player of all-time:

Michael Jordan

Favorite basketball memory:

Scoring 77 points in 6th grade

In 10 years, I'll be ...:

Wealthy, with a wife and kids

Dream Job:

NBA

Most prized possession:

My basketball

Significance of my uniform number:

It's been my number since second grade (and because of Jordan)

Most famous person I've ever met:

K.G. (MVP)

Best class I've taken at UW:

Psychology

Well-known person that attended my high school:

Khalid El-Amin

TV shows I never miss:

Crank Yankers ad Reno 911

Funniest on the team:

Tuck

My favorite saying:

Play hard or go home

The title of my autobiography would be:

Life & Times of K. Taylor, Vol. 1

Person I admire most:


My brother

Musical instrument I used to play:

Tuba

Big Ten Statistics

Year	GP-GS	Min/Avg	FG-FGA	Pct	3-Point		FT-FTA	Pct	Rebounding			PF-FO	AST	TO	Blk	Stl	Pts/Avg
					FG-FGA	Pct			Off-Def	Tot	Avg						
2004	9-0	21-2.3	4-9	.444	1-3	.333	3-4	.750	0-1	1	0.1	2-0	0	2	0	1	12/1.3
TOTAL	9-0	21-2.3	4-9	.444	1-3	.333	3-4	.750	0-1	1	0.1	2-0	0	2	0	1	12/1.3



42 Alando Tucker

6-5 • 205 lbs.
Sophomore • Forward

Lockport, Ill.
Lockport Township High School

Career Highs

- Points:** 24 vs. UNLV (12/7/02)
- Field Goals:** 9 vs. UNLV (12/7/02)
- Field Goal Attempts:** 14 vs. UNLV (12/7/02)
- 3-Point Field Goals:** 5 vs. Texas Southern (12/21/02)
- 3-Point Field Goal Attempts:** 5 vs. Texas Southern (12/21/02)
- Free Throws:** 7 vs. Marquette (12/20/03)
- Free Throw Attempts:** 11 vs. Marquette (12/20/03)
- Rebounds:** 18 vs. UNLV (12/7/02)
- Assists:** 3, twice, MR: vs. Michigan (2/26/03)
- Blocked Shots:** 1, 10 times, MR: vs. Tulsa (3/22/03)
- Steals:** 3 at Purdue (2/5/03)
- Minutes:** 40 vs. Tulsa (3/22/03)


Milestones: One of the most explosive players in college basketball, broke Michael Finley's school record for vertical leap with a jump of 38 inches (Finley was at 35.5) ... set UW record for offensive rebounds (86) as a freshman ... **Honors:** Big Ten All-Freshman Team ... honorable mention All-Big Ten by the media ... **2003-04:** Missed all but four games due to a right foot injury ... applied for and received a medical redshirt ... saw first action of the season vs. UW-Green Bay (Dec. 10), scoring five points in 12 minutes ... played 13 minutes (all in the second half) against UW-Milwaukee and had 12 points ... started vs. Marquette and responded with 17 points (career-best 7-11 from the free throw line) ... had a season-high 22 points in a start against Ohio, making 8-13 shots, but re-injured his right foot late in the game ... **2002-03:** Played in all 32 games, starting the final 27 ... started at power forward despite measuring just 6-5, 195 pounds ... named to the Big Ten All-Freshman Team by the coaches and an honorable mention All-Big Ten selection by the media ... finished third on the team (and third among Big Ten frosh) in scoring with 12.0 ppg. ... tops among Big Ten freshmen in rebounds (5.9 rpg.) ... led the Big Ten and set a school record for offensive rebounds (2.69 per game and 86 total) ... finished fourth in the conference (tops among freshmen) in field goal percentage (139-261, .533) ... among the top five in UW freshmen history in games played, minutes played, points, field goals, field goal percentage and free throw attempts ... registered career highs in points (24) and rebounds (18) in first career start vs. UNLV ... set a school record with 11 offensive boards in that game and his 18 total rebounds were the most by a Big Ten player all season ... the 18 boards were the most by a Badger since Rashard Griffith had 18 on Jan. 21, 1995 ... scored 22 points on 8-9 shooting (including 5-5 from three-point range) vs. Texas Southern ... recorded 24 double-digit scoring performances ... **High School:** Averaged 22.2 points, 7.7 rebounds and 5.7 assists to earn first-team all-state honors as a senior ... scored 35 points against Joliet, then the No. 1 team in the state ... 21.6 points and seven rebounds per game as a junior ... one of only two juniors (Duke's Michael Thompson was the other) to be named to the *Herald News* AA all-area team ... **Personal:** Born on February 11, 1984 ... parents are Lisa Tucker and Forrest Harris ... majoring in life sciences communication

WHY WISCONSIN?

Because of the great coaching staff,
the players and the academics

Career Statistics

Year	GP-GS	Min/Avg	FG-FGA	Pct	3-Point		FT-FTA	Pct	Rebounding			PF-FO	AST	TO	Bik	Stl	Pts/Avg
					FG-FGA	Pct			Off-Def	Tot	Avg						
2002-03	32-27	1016/31.8	139-261	.533	18-58	.310	89-130	.685	86-103	189	5.9	78-0	34	41	10	28	385/12.0
2003-04	4-2	83-20.8	19-33	.576	3-7	.429	15-22	.682	7-11	18	4.5	7-0	1	5	0	2	56/14.0
TOTAL	36-29	1099-30.5	158-294	.537	21-65	.323	104-152	.684	93-114	207	5.8	85-0	35	46	10	30	441/12.3



BEYOND THE ALANDO TUCKER NUMBERS

MEET THE BADGERS

Favorite NBA player of all-time:
Michael Jordan

Favorite basketball experience:
2003 Sweet 16

In 10 years, I'll be ...
Alando Tucker

If I could play any other sport at UW, it would be:
Soccer

Significance of my uniform number:
My high school coach made me wear it

Best Dressed on the team:
Clayton Hanson

Funniest on the team:
I make myself laugh, so me

Favorite movie:
Mr. Holland's Opus

Favorite food:
Fried chicken

Greatest invention of the last 100 years:
I Can't Believe it's Not Butter

TV show I never miss:
Cartoons—preferably Tom & Jerry or Scooby Doo


Best nickname on the team:
DeAaron "50 Cent" Williams

My favorite saying:
"On the line - ready, set, go."

If I could be on one reality show, it would be:
The Mad Real World—Dave Chappell

Big Ten Statistics

Year	GP-GS	Min/Avg	FG-FGA	Pct	3-Point		FT-FTA	Pct	Rebounding				AST	TO	Blk	Stl	Pts/Avg
					FG-FGA	Pct			Off-Def	Tot	Avg	PF-FO					
2003	16-16	534/33.4	68-142	.479	6-29	.207	51-67	.761	43-50	93	5.8	40-0	20	21	5	14	193/12.1
2004	DNP																
TOTAL	16-16	534/33.4	68-142	.479	6-29	.207	51-67	.761	43-50	93	5.8	40-0	20	21	5	14	193/12.1



32 Brian Butch

2003-04: Sat out as a redshirt ... added 30 pounds since coming to UW in summer of 2003 ... **High School:** First-team *Parade* All-American ... joins Pat Richter, Arnold "Clyde" Gaines, Larry Petty, Wes Matthews, Rashard Griffith and Sam Okey as the only High School *Parade* All-Americans to attend UW (Butch was the only first-team choice) ... member of the McDonald's All-American West team ... one of just four players in history from the state of Wisconsin to be named to the McDonald's All-American team ... *USA Today* first-team All-American ... one of 10 finalists for Atlanta Tipoff Club's Naismith Prep Basketball Player of the Year award ... played with NBA No. 1 draft pick LeBron James on the EA Sports Roundball Classic West team ... two-time Wisconsin State Player of the Year by the Associated Press ... averaged 22.8 points and 10.1 rebounds as a senior, leading Appleton West to a 23-3 record and the Division 1 State Championship game ... broke a 35-year old WIAA tournament record by scoring 45 points in the quarterfinals (at the Kohl Center) ... averaged 30.8 points in four games at the Kohl Center as a prep ... averaged 21.7 points and 11.7 rebounds as a junior as West went 21-3 and advanced to the state quarterfinals ... **Personal:** Born on December 22, 1984, in Appleton, Wis. ... parents are Peter and Nancy Butch ... pre-business major

6-11 • 240 lbs.
Freshman • F/C

Appleton, Wis.
Appleton West High School

BEYOND THE NUMBERS

BRIAN BUTCH

Unusual thing the average person wouldn't know about me:

I fish and golf

If I could play any other sport at UW, it would be:

Golf

My pre-game routine is:

I can't tell

Best dressed on the team:

Clayton Hanson

Worst dressed on the team:

Mike Wilkinson

PS2 or Xbox? What's your game?:

XBox ... Tiger Woods Golf

Most famous person I've ever met:

John Wooden

Favorite movie:

Rudy

Favorite food:

Any home-cooked meal

TV show I never miss:

The OC

Unusual thing about my hometown:

It's got a baseball team

Greatest invention of the last 100 years:

Moped

Person I admire most:

My parents

If I could have one superpower, it would be:

To fly, because I can't

Best nickname on the team:

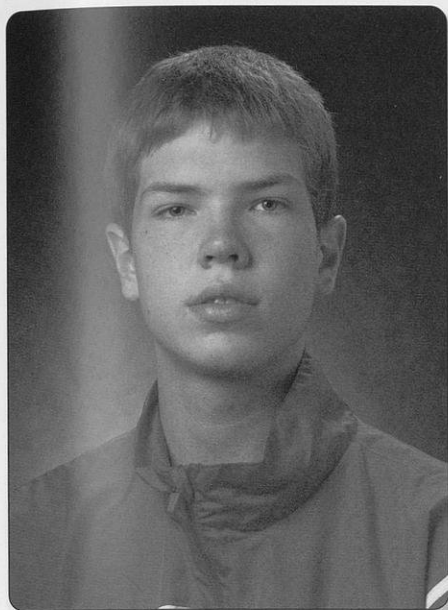
Boo "Pops" Wade

My best pick-up line is:

I don't need one

WHY WISCONSIN?

The atmosphere and the city of Madison, on top of being a great basketball program.



14 Tanner Bronson

2003-04: Served as a manger ... **High School:** Three-year starter at Nicolet High School ... led Nicolet to a 19-3 record as a senior ... played on the Division 1 South team at the 2003 Wisconsin Basketball Association All-Star Game ... named honorable mention all-area by the *Milwaukee Journal Sentinel* as a senior ... also earned first-team all-conference that season ... second-team all-conference selection as a junior ... **Personal:** Born on May 27, 1985, in Milwaukee ... parents are Wally and Jody Bronson ... mother is women's tennis coach at Marquette ... father, grandfather and aunt all attended UW ... sister, Corey, played basketball at Marquette from 1996-2000 ... sister, Lindsay, played basketball at Cardinal Stritch from 2000-04 ... prep teammate of Dan Grunfeld (Stanford) and Joah Tucker (UW-Milwaukee) ... letters and science major

5-11 • 160 lbs.
Freshman • Guard

Glendale, Wis.
Nicolet High School

BEYOND THE NUMBERS

TANNER BRONSON

Favorite NBA player of all-time:
Mugsy Bogues

Favorite basketball memory:
Beating Milwaukee King my sophomore year of high school

Dream Job:
Coaching college basketball

Unusual thing the average person wouldn't know about me:
I was 4'9" as a freshman in high school

If I could invite three people to dinner, they would be:
Mugsy Bogues, Shaq and Flavor Flav

Most prized possession:
Television

Favorite thing about playing basketball at UW:
Just being a part of the team and representing the university

If I could play any other sport at UW, it would be:
Golf

Best dressed on the team:
Clayton

Funniest on the team:
Alando

Most famous person I've met:
John Wooden

Favorite movie:
Tommy Boy

Well-known person that attended my high school:
Oprah

TV show I never miss:
The Surreal Life


The title of my autobiography would be:
Big Like Me

Person I admire most:
My grandfather

If I could be on any reality TV show, it would be:
The Surreal Life because I would be living with Flavor Flav

WHY WISCONSIN?

I wanted to be a Badger ever since I started playing basketball.



22 Michael Flowers

High School: Limited to 16 games as a senior due to a left ankle injury ... finished career with 1,149 career points, 335 rebounds and 348 assists ... named Gatorade State Player of the Year as a senior ... was also an Associated Press honorable mention all-state selection and first-team all-city by the *Wisconsin State Journal* ... first-team all-state as a junior, averaging 15.6 points, 5.8 assists, 4.2 rebounds and 3.3 steals ... led La Follette to the Division 1 state championship as a sophomore ... first-team all-conference as a sophomore and junior ... **Personal:** Born on August 9, 1986, in Chicago, Ill. ... parents are Angela and Phil Kier ... has four older brothers ... majoring in letters and science

6-2 • 185 lbs.
Freshman • Guard

Madison, Wis.
Madison La Follette High School

BEYOND THE NUMBERS

MICHAEL FLOWERS

Favorite basketball memory:

Winning a state title in high school

Dream Job:

Doing something I love to do (NBA)

If I could invite three people to dinner, they would be:

Ali, Jordan and Mike Vick

Most prized possession:

My family

If I could play any other sport at UW it would be:

Football

Best dressed on the team:

Clayton

Funniest on the team:

Tucker

PS2 or Xbox? What's your game?

PS2 ... College Gameday 2005

Most famous person I've met:

Devin Harris

Favorite Movies:

Kill Bill and Raising Arizona

Greatest invention of the last 100 years:

Big Ten basketball

If I could have one superpower it would be:

The ability to never get tired

People I admire most:

My mom and stepfather Phil

If I could be on any reality show, it would be:


The Real World

My first pair of basketball sneakers:

Everlast

WHY WISCONSIN?

**It's in a tough conference, close to home
and it's a great school.**



34 Greg Stiemsma

High School: Led Randolph to Division 4 state titles as a sophomore, junior and senior ... third-team Associated Press all-state as a senior ... limited to 18 games due to right knee injury ... averaged 11.6 points, 8.3 rebounds and 4.1 blocks ... first-team all-state selection as a junior after averaging 14.5 points, 8.3 rebounds, 5.5 blocks and 2.7 assists ... also earned conference MVP honors ... three-time all-conference selection ... also earned three letters in football ... **Personal:** Born on September 26, 1985 ... parents are Rick and Sharry Stiemsma ... has one older sister ... animal sciences major

**6-11 • 245 lbs.
Freshman • Center**

Randolph, Wis.
Randolph High School

BEYOND THE NUMBERS

GREG STIEMSMA

Favorite NBA player of all-time:
Shaq

Favorite basketball memory:
Winning three high school state titles

Unusual thing the average person wouldn't know about me:
I love to fish

Best dressed on the team:
Clayton

Funniest on the team:
Alando

PS2 or Xbox? What's Your Game?:
PS2 - Vice City

Favorite Food:
Steak

TV show I never miss:
Real World


Well-known person that attended my high school:
Amy Wiersma

My best pick-up line is:
"Hi, my name is Brian Butch"

If I had a million dollars, I would:
Invest and save

My first pair of basketball sneakers:
Nike Force

Person I admire most:
My dad



33 DeAaron Williams

High School: Averaged 18.8 points, 8.2 rebounds and 4.1 assists as a senior ... nominee for Illinois' Mr. Basketball Award ... led Limestone to a 27-2 record as a junior, including a win over Shaun Livingston's Peoria Central team ... named second-team Associated Press all-state as a junior, joining Livingston as the only juniors on either of the first two teams ... four-time first-team all-conference selection ... one of only three players in history to be named to the *Peoria Journal Star's* Class AA first-team three times ... graduated as school's career leader in points (1,868) and rebounds (860) ... outstanding leaper, won IHSA Class AA King of the Hill slam dunk contest and high jumped 6-9 as a senior ... **Personal:** Born on November 26, 1984, in Peoria, Ill. ... parents are John Williams and Helen Booker ... majoring in letters and science

**6-4 • 190 lbs.
Freshman • G/F**

Peoria, Ill.
Limestone High School

BEYOND THE NUMBERS

DEAARON WILLIAMS

Favorite NBA player of all-time:

Penny Hardaway (Orlando Magic)

Favorite basketball memory:

Hitting the game-winning free throws for a sectional championship in high school

In 10 years, I'll be ...:

A high school teacher

If I could play any other sport at UW, it would be:

Football

In my CD player right now:

Lloyd Banks

Best dressed on the team:

Clayton Hanson

Worst dressed on the team:

Mike Wilkinson

Favorite movie:

Above the Rim

Favorite food:

My Mom's spaghetti

TV show I never miss:

Sportscenter

Well-known person that attended my high school:

Jim Thome

If I could have one superpower, it would be:

To fly, so I could get where I want to go faster

Musical instrument I have played:

Violin

Person I admire most:

My mom

If I could be on any reality TV show, it would be:

The Real World. It seems like a lot of fun.

Career Game-by-Game Stats

Sharif Chambliss

2000-01

Opp.	MP	FG-A	3FG-A	FT-A	O-D-T	A	B	S	TP
Loyola (Md.)	7	1-2	1-2	0-0	0-0-0	0	0	0	3
at Kentucky	DNP								
at N.C. State	2	0-0	0-0	0-0	0-0-0	0	0	0	0
Penn	2	0-2	0-1	0-0	0-0-0	0	0	0	0
Pittsburgh	3	1-1	1-1	0-0	0-0-0	0	0	1	3
Temple	1	0-1	0-1	0-0	0-0-0	0	0	0	0
Wagner	3	0-2	0-2	0-0	0-0-0	0	0	0	0
Bucknell	5	0-0	0-0	0-0	0-0-0	1	0	1	0
vs. Princeton	9	0-1	0-0	0-0	1-2-3	0	0	0	0
vs. Hofstra	1	0-0	0-0	0-0	0-0-0	0	0	1	0
at Michigan State	6	0-0	0-0	0-0	0-0-0	0	0	0	0
Iowa	DNP								
at Ohio State	DNP								
Northwestern	DNP								
at Indiana	5	0-1	0-1	2-2	0-2-2	1	0	1	2
at Illinois	2	0-1	0-1	1-2	0-0-0	0	0	1	1
at Yale	14	3-4	2-3	2-2	0-2-2	0	0	2	10
at Wisconsin	10	0-2	0-1	0-0	0-1-1	1	0	0	0
Illinois	2	0-0	0-0	0-0	0-0-0	0	0	0	0
Indiana	DNP								
Michigan	DNP								
at Minnesota	3	1-2	1-1	0-0	0-0-0	0	0	0	3
Purdue	10	3-5	2-4	0-1	0-0-0	0	0	0	8
at Northwestern	2	0-1	0-0	0-0	1-0-1	0	0	0	0
Michigan State	1	0-2	0-2	0-0	1-0-1	0	0	0	0
at Iowa	DNP								
Ohio State	1	0-0	0-0	0-0	0-0-0	0	0	0	0
vs. Michigan	DNP								
vs. Michigan State	2	0-0	0-0	0-0	0-0-0	0	0	0	0
vs. Iowa	6	0-3	0-2	0-0	0-2-2	0	0	0	0
vs. Providence	DNP								
vs. North Carolina	DNP								
vs. Temple	2	0-0	0-0	0-0	0-0-0	0	0	0	0

2001-02

Opp.	MP	FG-A	3FG-A	FT-A	O-D-T	A	B	S	TP
Yale	17	1-6	1-4	0-0	2-2-4	0	0	0	3
Lafayette	31	4-14	3-8	2-2	0-2-2	2	1	2	13
at Boston College	20	5-13	2-7	0-0	3-0-3	0	0	1	12
Clemson	28	3-9	2-7	2-2	0-1-1	3	0	0	10
at Temple	27	5-11	5-11	2-2	0-1-1	2	0	1	17
Lehigh	31	6-8	5-6	3-3	2-3-5	2	1	3	20
at Pittsburgh	29	3-8	3-4	2-2	0-0-0	1	0	1	11
James Madison*	32	5-12	4-8	0-0	2-0-2	0	0	1	14
Bucknell*	28	5-10	5-7	2-2	0-3-3	4	0	1	17
vs. Coppin State*	30	4-10	3-8	2-2	1-1-2	3	0	4	13
at California*	22	5-12	5-9	3-3	0-1-1	2	0	0	18
Michigan*	34	6-14	5-11	0-0	0-1-1	0	0	1	17
at Indiana*	37	7-8	5-6	1-1	0-3-3	1	0	0	20
Wisconsin*	35	5-15	5-13	5-6	0-1-1	1	0	3	20
at Ohio State	31	7-16	4-11	0-0	1-1-2	3	0	0	18
Michigan State*	34	5-11	3-9	0-1	0-0-0	4	0	1	13
Indiana*	29	3-9	1-6	4-4	0-0-0	1	0	0	11
at Wisconsin*	34	3-8	2-5	5-7	0-1-1	2	0	1	13
at Minnesota*	33	3-9	2-7	6-6	1-2-3	1	0	2	14
at Iowa*	36	5-15	5-12	0-0	0-2-2	2	0	0	15
Purdue*	37	4-9	3-6	2-2	0-5-5	3	1	1	13
at Michigan*	37	6-14	4-8	3-4	1-1-2	0	0	2	19

Iowa*	36	3-14	2-8	5-7	1-1-2	1	0	0	13
Northwestern*	36	7-14	6-13	0-0	1-4-5	0	0	1	20
at Illinois*	33	5-15	4-11	4-4	0-4-4	0	0	3	18
Minnesota	35	2-9	2-7	4-4	2-3-5	2	0	1	10
at Purdue*	33	4-11	4-10	0-0	0-2-2	2	0	2	12
vs. Minnesota*	36	6-17	4-13	0-0	0-4-4	3	0	2	16

2002-03

Opp.	MP	FG-A	3FG-A	FT-A	O-D-T	A	TO	B	S	TP
at North Carolina*	35	3-14	2-11	4-4	1-3-4	0	2	0	0	12
at Penn*	29	1-10	0-7	0-0	1-1-2	2	3	0	1	2
Yale*	38	8-16	7-13	3-3	0-2-2	4	1	0	3	26
at Clemson	31	6-18	3-13	0-1	3-0-2	3	0	0	1	15
Pittsburgh*	31	5-13	2-6	4-4	0-1-1	1	3	0	1	16
Temple*	35	6-15	5-10	1-2	0-2-2	4	3	0	0	18
Northeastern*	27	5-7	5-7	6-6	0-2-2	5	3	0	2	21
Bucknell*	34	4-9	3-8	4-4	1-1-2	4	2	0	1	15
St. Francis (Pa.)*	36	6-11	5-9	2-2	0-6-6	3	3	0	3	19
Robert Morris*	34	4-11	2-8	2-2	2-3-5	2	1	0	0	12
Buffalo*	36	5-11	3-7	0-1	0-1-1	0	2	0	1	13
at Indiana*	36	3-9	2-6	4-4	1-3-4	3	2	0	1	12
at Michigan*	34	3-11	1-7	0-0	0-0-0	1	1	0	0	7
Purdue*	37	4-5	3-3	8-8	0-2-2	2	0	0	1	19
at Michigan State*	35	3-9	2-7	2-2	0-0-0	1	2	0	0	10
Illinois	33	3-16	3-14	2-2	0-1-1	2	1	0	1	11
Minnesota*	32	2-6	1-4	5-6	0-0-0	2	3	0	2	10
at Wisconsin*	33	6-17	4-8	4-4	0-2-2	0	0	0	2	20
Iowa	36	5-15	4-11	4-4	0-0-0	4	3	0	1	18
Ohio State*	38	4-12	4-10	0-0	1-1-2	0	1	0	2	12
at Iowa*	34	6-15	4-10	0-0	0-1-1	2	1	0	2	16
Wisconsin*	34	6-10	4-6	0-0	0-2-2	1	2	0	1	16
at Minnesota*	38	6-17	3-11	0-1	0-3-3	1	3	0	1	15
at Purdue*	34	6-13	5-9	4-4	0-2-2	1	1	0	0	21
at Northwestern*	45	3-13	2-7	4-5	1-2-3	3	4	0	4	11
Michigan*	36	5-10	5-10	0-0	0-1-1	0	2	0	0	15
Indiana*	38	8-11	5-6	1-2	0-2-2	2	1	1	1	22
vs. Indiana*	31	3-9	1-4	0-0	0-2-2	1	2	0	0	7

Jason Chappell

2002-03

Opp.	MP	FG-A	3FG-A	FT-A	O-D-T	A	TO	B	S	TP
Eastern Wash.	1	0-0	0-0	0-0	0-0-0	0	0	0	0	0
Northern Illinois	DNP									
UW-Milwaukee	DNP									
at UW-Green Bay	DNP									
Wake Forest	DNP									
UNLV	DNP									
New Hampshire	4	0-2	0-0	0-0	0-1-1	0	0	0	0	0
at Marquette	DNP									
Texas Southern	DNP									
Ohio	1	1-1	1-1	0-0	0-0-0	0	0	0	0	0
at Temple	DNP									
Chicago State	1	0-0	0-0	0-0	0-0-0	0	0	1	0	0
at Michigan	DNP									
at Illinois	DNP									
Minnesota	DNP									
at Ohio State	DNP									
Iowa	1	0-0	0-0	0-0	0-0-0	0	0	0	0	0
Northwestern	DNP									
Penn State	1	0-0	0-0	1-2	1-0-1	0	0	0	0	1
at Purdue	DNP									

MEET THE BADGERS

at Northwestern	1	0-1	0-0	0-0	1-0-1	0	1	0	0	0
Michigan State	DNP									
Indiana	DNP									
at Penn State	DNP									
at Iowa	DNP									
Michigan	1	0-0	0-0	0-0	0-0-0	0	0	0	0	0
at Minnesota	DNP									
Illinois	DNP									
vs. Ohio State	DNP									
vs. Weber State	DNP									
vs. Tulsa	DNP									
vs. Kentucky	DNP									

Clayton Hanson

2001-02

Opp.	MP	FG-A	3FG-A	FT-A	O-D-T	A	TO	B	S	TP
at UNLV	DNP									
at Hawaii-Hilo	1	0-0	0-0	0-0	0-0-0	0	0	0	0	0
vs. Weber State	DNP									
vs. Hawaii	DNP									
at Georgia Tech	5	1-2	1-2	0-0	0-0-0	0	0	0	0	3
UW-Green Bay	4	1-2	0-1	0-0	0-0-0	1	1	0	0	2
Temple	4	0-1	0-1	0-0	1-1-2	0	1	0	0	0
at Ohio	4	1-2	1-2	0-0	0-0-0	0	0	0	0	3
at Xavier	DNP									
Furman	DNP									
Marquette	DNP									
at UW-Milwaukee	DNP									
Tennessee	DNP									
at Iowa	DNP									
Illinois	DNP									
at Penn State	DNP									
at Michigan State	2	0-2	0-2	0-0	0-0-0	0	0	0	0	0
Minnesota	DNP									
Purdue	DNP									
at Illinois	3	1-1	0-0	2-2	0-1-1	0	1	1	1	4
Penn State	DNP									
at Northwestern	4	0-0	0-0	0-0	0-0-0	1	0	0	0	0
at Michigan	3	0-0	0-0	0-0	0-0-0	0	0	0	0	0
Ohio State	DNP									
Northwestern	2	0-0	0-0	0-0	0-1-1	0	0	0	0	0
at Indiana	DNP									
at Minnesota	0+	0-0	0-0	0-0	0-0-0	0	0	0	0	0
Iowa	DNP									
Michigan	1	0-0	0-0	0-0	0-0-0	0	0	0	0	0
vs. Iowa	DNP									
vs. St. John's	0+	0-0	0-0	0-0	0-0-0	0	0	0	0	0
vs. Maryland	3	0-2	0-1	0-0	0-0-0	0	0	0	0	0

2002-03

Opp.	MP	FG-A	3FG-A	FT-A	O-D-T	A	TO	B	S	TP
Eastern Wash.	4	2-4	0-2	1-1	1-1-2	0	0	0	0	5
Northern Illinois	5	0-1	0-0	0-0	0-0-0	0	0	0	0	0
UW-Milwaukee	DNP									
at UW-Green Bay	DNP									
Wake Forest	DNP									
UNLV	0+	0-0	0-0	0-0	0-0-0	0	0	0	0	0
New Hampshire	8	2-5	0-2	1-2	1-2-3	0	0	0	0	5
at Marquette	DNP									
Texas Southern	7	1-3	1-2	0-0	0-1-1	0	1	0	0	3
Ohio	1	0-0	0-0	0-0	0-0-0	0	0	0	0	0
at Temple	DNP									
Chicago State	6	1-3	1-3	0-0	0-0-0	0	0	0	0	3
at Michigan	DNP									
at Illinois	DNP									
Minnesota	DNP									

at Ohio State	DNP									
Iowa	1	0-0	0-0	0-0	0-0-0	0	0	0	0	0
Northwestern	1	0-0	0-0	0-0	0-0-0	0	0	0	0	0
Penn State	4	1-1	0-0	0-0	0-0-0	1	0	0	0	2
at Purdue	DNP									
at Northwestern	20	4-5	4-4	0-1	0-1-1	0	0	1	1	12
Michigan State	6	0-2	0-0	0-0	0-0-0	0	0	0	0	0
Indiana	DNP									
at Penn State	DNP									
at Iowa	5	0-1	0-0	0-0	0-0-0	1	0	0	0	0
Michigan	1	1-1	1-1	0-0	0-1-1	0	0	0	0	3
at Minnesota	DNP									
Illinois	DNP									
vs. Ohio State	5	0-4	0-2	0-0	0-0-0	0	0	0	1	0
vs. Weber State	3	1-1	0-0	0-0	0-1-1	0	0	0	0	2
vs. Tulsa	2	0-0	0-0	0-0	0-0-0	0	0	0	0	0
vs. Kentucky	DNP									

2003-04

Opp.	MP	FG-A	3FG-A	FT-A	O-D-T	A	TO	B	S	TP
at Penn	15	0-4	0-3	0-0	0-2-2	1	1	0	1	0
Eastern Illinois	15	3-6	0-1	3-5	1-2-3	1	0	0	2	9
Rutgers	12	1-4	1-3	2-2	1-1-2	0	0	0	0	5
at Maryland	12	1-2	1-1	0-0	0-1-1	0	0	0	0	3
Detroit	19	2-4	2-3	0-0	0-0-0	1	0	1	1	6
UW-Green Bay	20	0-1	0-0	2-4	0-2-2	1	0	0	0	2
UW-Milwaukee	22	3-6	1-4	0-2	0-1-1	3	0	0	1	7
Marquette	5	0-1	0-1	0-0	0-1-1	0	0	0	0	0
vs. Ohio	12	0-2	0-1	0-0	0-0-0	0	0	0	0	0
at Alabama	17	2-6	1-5	1-2	0-1-1	1	0	0	0	6
Coll. of Charleston	11	0-0	0-0	0-0	0-0-0	1	0	0	2	0
Indiana	9	0-1	0-1	2-3	0-1-1	1	0	0	0	2
Michigan State	11	3-3	1-1	2-2	0-0-0	0	0	0	0	9
at Purdue	4	0-0	0-0	0-0	0-0-0	0	0	0	0	0
Michigan	18	6-8	5-6	0-0	0-1-1	1	0	0	1	17
Illinois	16	1-3	1-1	0-1	1-4-5	0	0	1	0	3
at Ohio State	27	2-6	2-5	0-0	0-0-0	0	1	0	1	6
Minnesota	27	0-5	0-3	1-2	1-0-1	3	1	0	0	1
at Northwestern	24	1-6	0-2	0-0	0-0-0	0	2	0	0	2
at Iowa*	37	4-10	4-6	0-0	2-2-4	2	1	0	1	12
Ohio State	24	2-5	1-3	5-6	0-2-2	0	1	0	0	10
at Illinois	25	1-5	0-2	0-0	0-0-0	2	2	0	1	2
at Michigan	27	1-2	1-2	2-2	0-3-3	0	0	0	0	5
Penn State	25	1-6	1-4	0-0	0-1-1	1	0	0	0	3
Purdue	15	2-6	1-3	1-2	1-2-3	0	0	0	0	6
at Michigan State	28	5-7	1-1	2-2	0-2-2	0	1	0	1	13
at Indiana	21	1-3	0-1	2-3	0-0-0	0	1	0	1	4
vs. Minnesota	23	2-5	1-2	0-0	0-2-2	2	0	0	0	5
vs. Michigan State	24	1-3	1-2	0-0	0-0-0	1	0	0	0	3
vs. Illinois	27	1-2	0-1	0-0	0-7-7	1	0	0	0	2
vs. Richmond	19	2-5	2-4	1-2	2-0-2	0	0	0	0	7
vs. Pittsburgh	30	1-4	1-4	0-2	0-3-3	2	1	0	1	3

Andreas Helmigk

2002-03

Opp.	MP	FG-A	3FG-A	FT-A	O-D-T	A	TO	B	S	TP
Eastern Wash.	9	1-2	0-0	0-1	2-2-4	1	1	0	1	2
Northern Illinois	11	3-5	0-0	0-0	1-1-2	1	1	0	0	6
UW-Milwaukee	1	0-0	0-0	0-0	0-0-0	0	0	0	0	0
at UW-Green Bay	DNP									
Wake Forest	DNP									
UNLV	DNP									
New Hampshire	10	1-2	0-0	0-1	1-3-4	2	2	1	1	2
at Marquette	DNP									
Texas Southern	5	1-1	0-0	0-0	1-1-2	0	0	0	0	2

Ohio	2	0-1	0-1	0-2	2-0-2	0	0	0	0	0										
at Temple	DNP																			
Chicago State	7	1-1	0-0	0-0	1-2-3	1	0	2	0	2										
at Michigan	DNP																			
at Illinois	6	0-0	0-0	1-3	0-0-0	0	0	0	0	1										
Minnesota	3	0-0	0-0	0-0	0-0-0	1	0	0	1	0										
at Ohio State	11	2-3	1-1	0-0	1-1-2	1	2	0	0	5										
Iowa	12	2-4	0-0	2-2	1-0-1	2	1	0	0	6										
Northwestern	5	0-1	0-0	0-0	0-0-0	0	0	0	0	0										
Penn State	12	2-2	0-0	0-0	1-3-4	1	0	1	1	4										
at Purdue	5	0-1	0-0	1-2	0-0-0	0	0	0	0	1										
at Northwestern	6	0-0	0-0	0-0	0-0-0	0	3	0	0	0										
Michigan State	1	1-1	0-0	0-0	0-0-0	0	0	0	0	2										
Indiana	1	0-0	0-0	0-0	0-0-0	0	0	0	0	0										
at Penn State	13	1-2	0-0	1-2	0-1-1	1	0	1	0	3										
at Iowa	2	0-0	0-0	0-0	0-0-0	0	1	0	0	0										
Michigan	11	2-4	0-0	0-0	1-1-2	0	0	1	0	4										
at Minnesota	10	1-1	0-0	0-0	0-1-1	0	1	0	0	2										
Illinois	2	0-1	0-0	0-0	0-0-0	0	0	0	0	0										
vs. Ohio State	9	0-0	0-0	0-0	0-0-0	1	2	0	0	0										
vs. Weber State	11	3-4	0-0	0-0	1-0-1	0	1	0	0	6										
vs. Tulsa	7	0-1	0-0	0-0	1-0-1	1	0	0	0	0										
vs. Kentucky	3	0-0	0-0	0-0	0-0-0	0	0	0	0	0										

2003-04

Opp.	MP	FG-A	3FG-A	FT-A	O-D-T	A	TO	B	S	TP
at Penn	3	1-1	0-0	0-0	1-0-1	0	1	0	0	2
Eastern Illinois	7	1-4	0-0	1-1	1-0-1	1	1	0	0	3
Rutgers	2	0-0	0-0	0-0	0-0-0	0	0	0	0	0
at Maryland	7	0-0	0-0	1-2	1-0-1	0	1	0	0	1
Detroit*	22	5-6	0-0	2-2	1-3-4	2	2	0	1	12
UW-Green Bay*	12	3-5	0-0	0-3	1-0-1	1	1	0	0	6
UW-Milwaukee*	18	0-5	0-1	0-0	2-0-2	0	0	0	0	0
Marquette*	5	0-0	0-0	0-0	0-1-1	0	0	0	0	0
vs. Ohio*	9	0-2	0-0	1-4	1-2-3	1	1	0	0	1
at Alabama*	11	2-2	0-0	0-0	1-0-1	0	0	1	0	4
Coll. of Charleston*	17	3-7	0-0	0-0	2-2-4	1	1	0	2	6
Indiana*	22	5-9	0-0	1-2	2-1-3	0	0	1	0	11
Michigan State*	15	1-2	0-0	0-0	2-0-2	1	1	0	1	2
at Purdue*	13	1-5	0-0	0-0	0-2-2	1	1	0	0	2
Michigan*	24	3-8	1-1	0-0	0-2-2	2	2	1	0	7
Illinois*	12	1-2	0-0	0-0	1-0-1	0	0	0	0	2
at Ohio State*	23	1-3	0-0	0-0	2-0-2	2	0	0	0	2
Minnesota*	13	0-3	0-0	0-0	1-2-3	1	1	1	0	0
at Northwestern*	21	2-4	0-0	0-0	1-2-3	0	0	0	0	4
at Iowa	5	1-2	0-0	0-0	0-0-0	0	0	0	0	2
Ohio State	18	1-1	0-0	0-0	0-2-2	1	2	0	1	2
at Illinois	11	0-1	0-0	0-0	0-1-1	0	0	1	0	0
at Michigan	1	0-0	0-0	0-0	0-0-0	0	0	0	0	0
Penn State	DNP									
Purdue	DNP									
at Michigan State	DNP									
at Indiana	8	1-2	0-0	1-2	0-0-0	0	0	0	0	3
vs. Minnesota	1	0-0	0-0	0-0	0-0-0	0	0	0	0	0
vs. Michigan State	4	0-0	0-0	0-0	0-1-1	0	1	0	0	0
vs. Illinois	1	0-0	0-0	0-0	0-0-0	0	0	0	0	1
vs. Richmond	DNP									
vs. Pittsburgh	DNP									

Zach Morley


Opp.	MP	FG-A	3FG-A	FT-A	O-D-T	A	TO	B	S	TP
at Penn	28	5-10	0-1	2-2	4-5-9	0	1	2	1	12
Eastern Illinois	18	1-7	0-2	0-0	2-3-5	2	1	0	2	2
Rutgers	24	4-6	0-0	0-0	1-3-4	2	2	0	0	8

at Maryland	30	4-10	1-2	0-0	3-4-7	2	2	2	1	9
Detroit	25	3-6	1-3	3-4	4-3-7	1	2	0	0	10
UW-Green Bay	30	3-7	0-1	0-0	3-7-10	1	0	1	1	6
UW-Milwaukee	15	5-9	0-3	3-3	3-3-6	4	1	0	1	13
Marquette	24	2-4	1-1	4-4	2-5-7	3	2	1	0	9
vs. Ohio	26	4-7	1-2	5-5	2-1-3	3	2	3	0	14
at Alabama	26	1-5	0-2	1-2	1-2-3	1	4	2	1	3
Coll. of Charleston	25	7-11	0-0	4-5	2-5-7	0	2	0	1	18
Indiana	18	5-7	1-1	0-0	2-4-6	3	1	1	0	11
Michigan State	27	3-6	1-3	6-8	2-2-4	2	3	0	4	13
at Purdue	14	0-2	0-1	0-0	0-2-2	0	1	0	0	0
Michigan*	34	5-7	0-0	2-2	3-5-8	2	0	0	0	12
Illinois*	27	2-6	0-1	2-3	0-4-4	2	2	0	3	6
at Ohio State*	32	4-8	1-2	0-3	1-5-6	1	3	1	1	9
Minnesota*	33	6-10	0-1	2-3	4-6-10	3	2	0	3	14
at Northwestern*	37	6-11	3-4	0-0	1-2-3	4	2	0	3	15
at Iowa*	34	1-10	0-3	2-2	1-4-5	1	0	2	1	4
Ohio State*	27	1-5	1-1	2-3	1-5-6	1	1	0	0	5
at Illinois	19	5-8	1-2	1-2	1-1-2	0	1	0	0	12
at Michigan	27	4-10	0-1	0-0	3-2-5	2	2	0	0	8
Penn State	17	2-3	1-1	3-4	1-2-3	4	0	0	0	8
Purdue	17	4-6	0-0	0-0	2-2-4	2	2	0	0	8
at Michigan State	30	2-8	0-2	1-2	1-9-10	2	3	0	1	5
at Indiana	25	5-7	0-2	1-1	3-5-8	1	2	0	0	11
vs. Minnesota	29	4-10	0-1	0-0	2-6-8	2	0	0	3	8
vs. Michigan State	22	2-4	0-1	2-4	0-5-5	2	0	0	0	6
vs. Illinois	15	3-4	0-0	0-0	0-1-1	0	0	0	0	6
vs. Richmond	25	4-8	0-0	1-1	2-7-9	0	1	1	1	9
vs. Pittsburgh	30	4-9	1-2	3-4	4-5-9	2	2	0	1	12

Ray Nixon

2002-03

Opp.	MP	FG-A	3FG-A	FT-A	O-D-T	A	TO	B	S	TP
Eastern Wash.	5	0-0	0-0	0-0	0-0-0	0	0	0	0	0
Northern Illinois	2	0-0	0-0	0-0	0-1-1	1	0	0	0	0
UW-Milwaukee	DNP									
at UW-Green Bay	DNP									
Wake Forest	3	0-1	0-1	0-0	0-0-0	0	0	0	0	0
UNLV	4	0-0	0-0	0-0	0-0-0	0	0	0	0	0
New Hampshire	13	0-2	0-1	0-0	0-0-0	0	1	0	0	0
at Marquette	DNP									
Texas Southern	4	0-1	0-1	0-0	0-0-0	0	0	0	0	0
Ohio	2	0-1	0-1	0-0	1-1-2	1	0	0	0	0
at Temple	4	1-2	0-1	0-0	2-0-2	0	0	0	0	2
Chicago State	16	2-6	0-1	0-1	0-2-2	0	0	1	1	4
at Michigan	1	0-0	0-0	0-0	0-0-0	0	1	0	0	0
at Illinois	DNP									
Minnesota	DNP									
at Ohio State	DNP									
Iowa	1	0-0	0-0	0-0	0-0-0	0	0	0	0	0
Northwestern	1	0-0	0-0	0-0	0-0-0	0	0	0	0	0
Penn State	7	0-3	0-2	0-0	0-1-1	0	0	0	0	0
at Purdue	2	1-1	0-0	0-0	0-1-1	0	0	0	0	2
at Northwestern	1	0-0	0-0	0-0	0-0-0	0	0	0	0	0
Michigan State	2	0-0	0-0	0-0	0-0-0	0	0	0	0	0
Indiana	DNP									
at Penn State	DNP									
at Iowa	DNP									
Michigan	2	0-0	0-0	0-0	0-0-0	0	0	0	0	0
at Minnesota	DNP									
Illinois	DNP									
vs. Ohio State	DNP									
vs. Weber State	DNP									
vs. Tulsa	DNP									
vs. Kentucky	DNP									



Ray Nixon

2003-04

Opp.	MP	FG-A	3FG-A	FT-A	O-D-T	A	TO	B	S	TP
at Penn	5	1-2	0-1	0-0	1-0-1	0	0	0	0	2
Eastern Illinois	16	1-3	0-2	3-4	2-4-6	1	0	0	1	5
Rutgers	16	2-4	1-2	0-0	0-5-5	0	1	0	0	5
at Maryland	13	0-2	0-2	0-1	0-0-0	0	1	0	0	0
Detroit	6	0-1	0-1	0-0	0-1-1	0	1	0	0	0
UW-Green Bay	5	1-1	0-0	0-0	1-0-1	0	2	0	0	2
UW-Milwaukee	10	3-3	2-2	0-0	1-1-2	0	0	0	0	8
Marquette	2	0-0	0-0	0-0	1-0-1	0	0	0	0	0
vs. Ohio	6	0-1	0-0	0-0	0-0-0	0	0	0	0	0
at Alabama	9	1-2	1-1	0-0	0-0-0	0	0	0	0	3
Coll. of Charleston	17	2-5	0-1	0-0	1-1-2	1	1	0	0	4
Indiana	19	3-4	2-3	0-0	2-2-4	0	1	0	0	8
Michigan State	20	2-3	1-2	1-2	0-1-1	2	1	1	1	6
at Purdue	21	3-5	2-3	1-2	1-0-1	0	1	0	0	9
Michigan	12	1-4	0-0	0-0	2-0-2	0	2	1	0	2
Illinois	20	0-2	0-2	0-0	1-2-3	1	0	0	1	0
at Ohio State	9	1-4	0-1	0-0	2-1-3	0	0	0	0	2
Minnesota	17	1-3	0-2	4-4	0-0-0	0	2	0	1	6
at Northwestern	11	2-4	0-1	0-0	2-1-3	1	1	1	0	4
at Iowa	6	0-1	0-1	0-0	0-0-0	1	2	0	0	0
Ohio State	8	0-2	0-1	0-0	0-2-2	1	1	0	0	0
at Illinois	DNP									
at Michigan	4	0-0	0-0	0-0	0-0-0	0	0	0	0	0
Penn State	11	1-4	0-1	0-0	2-0-2	0	0	0	0	2
Purdue	9	2-2	1-1	2-2	1-0-1	1	0	0	1	7
at Michigan State	10	1-2	1-2	0-0	0-1-1	0	1	0	0	3
at Indiana	10	1-2	0-0	0-0	1-1-2	0	0	0	0	2
vs. Minnesota	3	0-0	0-0	0-0	0-0-0	0	1	0	0	0
vs. Michigan State	12	1-1	0-0	0-0	0-1-1	0	0	0	0	2
vs. Illinois	16	3-5	2-2	0-2	2-2-4	0	1	0	0	8
vs. Richmond	12	2-3	1-1	0-0	1-1-2	1	0	0	0	5
vs. Pittsburgh	10	0-0	0-0	0-0	0-0-0	0	0	0	0	0

Kammron Taylor

2003-04

Opp.	MP	FG-A	3FG-A	FT-A	O-D-T	A	TO	B	S	TP
at Penn	DNP									
Eastern Illinois	7	1-2	0-1	0-0	0-0-0	0	0	0	0	2
Rutgers	DNP									
at Maryland	1	0-0	0-0	0-0	1-0-1	0	0	0	0	0
Detroit	5	0-4	0-2	0-0	0-0-0	0	0	0	0	0
UW-Green Bay	DNP									
UW-Milwaukee	1	0-1	0-1	0-0	0-0-0	1	0	0	0	0
Marquette	DNP									
vs. Ohio	1	1-1	1-1	0-0	0-0-0	0	0	0	0	3
at Alabama	DNP									
Coll. of Charleston	2	1-2	0-0	0-0	0-0-0	0	1	0	0	2
Indiana	2	1-1	0-0	0-0	0-0-0	0	0	0	1	2
Michigan State	DNP									
at Purdue	DNP									
Michigan	1	0-1	0-0	0-0	0-0-0	0	0	0	0	0
Illinois	2	0-1	0-1	1-2	0-0-0	0	1	0	0	1
at Ohio State	2	0-1	0-0	0-0	0-0-0	0	1	0	0	0
Minnesota	1	0-1	0-0	0-0	0-0-0	0	0	0	0	0
at Northwestern	DNP									
at Iowa	DNP									
Ohio State	4	1-1	0-0	0-0	0-1-1	0	0	0	0	2
at Illinois	DNP									
at Michigan	DNP									
Penn State	5	1-2	1-2	2-2	0-0-0	0	0	0	0	5
Purdue	3	0-0	0-0	0-0	0-0-0	0	0	0	0	0
at Michigan State	DNP									
at Indiana	1	1-1	0-0	0-0	0-0-0	0	0	0	0	2
vs. Minnesota	1	0-0	0-0	0-0	0-0-0	0	0	0	0	0
vs. Michigan State	DNP									
vs. Illinois	1	0-0	0-0	2-2	0-0-0	0	0	0	0	2
vs. Richmond	1	0-0	0-0	0-0	0-0-0	0	0	0	0	0
vs. Pittsburgh	DNP									

Alando Tucker

2002-03

Opp.	MP	FG-A	3FG-A	FT-A	O-D-T	A	TO	B	S	TP
Eastern Wash.	13	2-3	0-0	1-2	1-2-3	0	0	1	0	5
Northern Illinois	27	4-9	1-3	2-2	0-3-3	2	1	0	2	11
UW-Milwaukee	28	4-8	1-3	4-4	3-3-6	2	2	1	0	13
at UW-Green Bay	28	3-8	0-1	2-4	3-2-5	0	2	0	1	8
Wake Forest	28	5-5	2-2	1-2	2-3-5	0	2	0	0	13
UNLV*	37	9-14	0-1	6-10	11-7-18	2	0	1	0	24
New Hampshire*	23	5-8	0-2	0-1	3-3-6	1	1	0	2	10
at Marquette*	34	3-8	0-3	4-6	4-2-6	0	1	0	0	10
Texas Southern*	35	8-9	5-5	1-1	1-3-4	2	3	0	2	22
Ohio*	33	7-11	0-1	4-7	3-3-6	0	0	0	2	18
at Temple*	37	3-4	1-1	2-4	1-4-5	1	1	1	0	9
Chicago State*	25	4-6	0-1	3-4	1-3-4	1	0	0	2	11
at Michigan*	37	5-11	0-1	5-6	3-0-3	1	2	0	1	15
at Illinois*	28	4-10	0-2	4-5	2-5-7	0	1	0	0	12
Minnesota*	33	3-8	1-2	3-4	1-4-5	2	0	1	0	10
at Ohio State*	35	5-8	0-2	5-6	1-1-2	0	2	1	0	15
Iowa*	39	6-12	0-3	2-4	4-0-4	1	1	0	1	14
Northwestern*	38	5-11	1-1	3-3	6-2-8	1	1	1	2	14
Penn State*	21	4-7	0-0	0-0	3-6-9	0	3	0	1	8
at Purdue*	34	5-12	1-3	5-9	3-2-5	2	1	0	3	16
at Northwestern*	39	4-10	0-2	3-4	6-2-8	0	3	0	0	11
Michigan State*	35	3-8	1-2	2-3	3-2-5	2	0	0	0	9
Indiana*	35	2-6	0-1	5-7	2-6-8	3	1	0	1	9
at Penn State*	24	5-9	1-2	1-1	3-4-7	0	1	1	0	12
at Iowa*	34	3-8	0-3	2-3	0-3-3	2	0	0	1	8

Michigan*	35	6-8	0-1	0-0	2-8-10	3	1	0	1	12
at Minnesota*	35	5-6	0-1	6-6	2-3-5	2	2	0	2	16
Illinois*	32	3-8	1-3	5-6	2-2-4	1	2	1	1	12
vs. Ohio State*	36	5-7	1-2	2-7	3-2-5	1	1	0	2	13
vs. Weber State*	22	5-6	0-0	1-2	4-3-7	2	3	0	0	11
vs. Tulsa*	40	3-9	1-3	3-5	2-4-6	0	1	1	0	10
vs. Kentucky*	36	1-4	0-1	2-2	1-6-7	0	2	0	1	4

2003-04

Opp.	MP	FG-A	3FG-A	FT-A	O-D-T	A	TO	B	S	TP
at Penn	DNP									
Eastern Illinois	DNP									
Rutgers	DNP									
at Maryland	DNP									
Detroit	DNP									
UW-Green Bay	12	1-2	1-1	2-3	0-0-0	1	1	0	0	5
UW-Milwaukee	13	5-8	0-0	2-3	3-3-6	0	1	0	0	12
Marquette*	31	5-10	0-3	7-11	2-4-6	0	2	0	0	17
vs. Ohio*	27	8-13	2-3	4-5	2-4-6	0	1	0	2	22
at Alabama	DNP									
Coll. of Charleston	DNP									
Indiana	DNP									
Michigan State	DNP									
at Purdue	DNP									
Michigan	DNP									
Illinois	DNP									
at Ohio State	DNP									
Minnesota	DNP									
at Northwestern	DNP									
at Iowa	DNP									
Ohio State	DNP									
at Illinois	DNP									
at Michigan	DNP									
Penn State	DNP									
Purdue	DNP									
at Michigan State	DNP									
at Indiana	DNP									
vs. Minnesota	DNP									
vs. Michigan State	DNP									
vs. Illinois	DNP									
vs. Richmond	DNP									
vs. Pittsburgh	DNP									

Boo Wade

2002-03

Opp.	MP	FG-A	3FG-A	FT-A	O-D-T	A	TO	B	S	TP
Eastern Washington	23	1-3	1-1	2-2	1-1-2	1	1	0	2	5
Northern Illinois	27	2-4	1-3	0-0	0-1-1	2	1	0	0	5
UW-Milwaukee	23	1-2	0-0	1-3	1-2-3	3	1	1	0	3
at UW-Green Bay	16	2-3	0-1	0-0	1-0-1	1	0	0	1	4
Wake Forest	15	1-3	0-1	0-1	0-0-0	1	1	0	1	2
UNLV	29	0-1	0-1	0-0	0-0-0	3	6	0	4	0
New Hampshire	17	2-3	0-1	0-0	3-0-3	3	3	1	5	4
at Marquette	18	1-2	1-1	0-0	0-0-0	0	1	0	0	3
Texas Southern	19	0-1	0-0	0-0	0-2-2	5	3	0	0	0
Ohio	25	3-6	1-2	2-2	3-2-5	4	0	0	0	9
at Temple	14	1-3	0-1	0-0	0-0-0	2	1	0	0	2
Chicago State	24	0-3	0-1	0-0	0-2-2	1	0	0	1	0
at Michigan	23	1-1	0-0	2-4	1-1-2	2	1	0	2	4
at Illinois	20	2-3	1-1	1-3	1-2-3	1	0	0	1	6
Minnesota	19	1-3	0-2	0-0	1-0-1	1	1	0	0	2
at Ohio State	28	2-3	1-1	0-0	2-3-5	3	3	0	0	5
Iowa	17	2-2	0-0	0-0	0-0-0	1	0	0	1	4
Northwestern	30	3-4	0-1	0-0	1-2-3	4	0	0	0	6
Penn State	21	1-3	0-0	0-0	0-1-1	2	1	0	1	2

at Purdue	24	3-5	2-3	0-1	0-1-1	0	0	1	2	8
at Northwestern	32	2-3	0-0	1-2	2-3-5	3	0	0	1	5
Michigan State	12	0-0	0-0	0-0	0-0-0	2	0	0	0	0
Indiana	15	0-2	0-2	0-0	0-2-2	0	1	0	0	0
at Penn State	15	1-2	0-0	0-0	1-3-4	3	2	0	2	2
at Iowa	20	1-3	0-1	0-0	1-1-2	2	0	0	1	2
Michigan	20	1-2	0-0	0-0	1-2-3	3	0	0	0	2
at Minnesota	14	2-3	2-2	0-0	0-0-0	3	3	0	0	6
Illinois	7	0-0	0-0	0-0	0-1-1	0	0	0	0	0
vs. Ohio State	15	0-2	0-1	0-0	0-1-1	1	0	0	1	0
vs. Weber State	25	2-3	0-0	1-2	0-1-1	1	0	0	0	5
vs. Tulsa	21	3-7	0-1	2-2	0-3-3	0	0	1	0	8
vs. Kentucky	18	1-1	1-1	0-0	0-2-2	1	2	0	1	3

2003-04

Opp.	MP	FG-A	3FG-A	FT-A	O-D-T	A	TO	B	S	TP
at Penn*	31	2-9	0-4	2-3	4-0-4	1	1	0	2	6
Eastern Illinois*	32	1-3	0-2	3-3	0-1-1	0	0	1	1	5
Rutgers*	27	1-4	0-2	3-5	0-0-0	0	1	0	0	5
at Maryland*	38	4-10	0-0	0-0	2-2-4	2	1	1	1	8
Detroit*	30	1-2	1-1	3-4	1-3-4	2	2	0	2	6
UW-Green Bay*	29	3-5	0-1	0-0	0-3-3	5	1	0	4	6
UW-Milwaukee*	29	5-10	1-3	0-0	2-2-4	4	2	0	0	11
Marquette*	29	2-5	0-1	2-2	1-1-2	1	2	0	0	6
vs. Ohio*	29	1-3	1-2	1-4	2-4-6	5	1	1	0	4
at Alabama*	35	2-4	0-1	4-4	0-4-4	2	1	1	2	8
Coll. of Charleston*	31	0-4	0-1	3-4	0-4-4	3	0	0	1	3
Indiana*	33	3-4	0-1	2-3	1-2-3	4	1	0	0	8
Michigan State*	32	6-8	0-0	3-4	2-4-6	3	0	0	0	15
at Purdue*	34	4-9	0-2	0-0	1-0-1	1	4	0	0	8
Michigan*	34	1-5	0-3	6-6	0-6-6	7	2	0	1	8
Illinois*	36	2-4	0-0	2-4	1-2-3	1	4	2	0	6
at Ohio State*	37	3-11	0-3	0-0	2-2-4	4	2	0	3	6
Minnesota	DNP									
at Northwestern	DNP									
at Iowa	25	2-6	0-3	0-0	1-3-4	2	2	0	0	4
Ohio State	29	4-4	0-0	0-0	2-0-2	3	1	1	0	8
at Illinois*	27	3-4	0-0	0-0	3-1-4	3	3	1	3	6
at Michigan*	26	2-5	1-3	0-0	1-0-1	0	0	0	0	5
Penn State*	30	1-6	0-2	0-2	0-1-1	6	2	1	3	2
Purdue*	34	3-8	1-4	1-1	2-3-5	7	0	0	0	8
at Michigan State*	28	1-5	0-2	2-2	2-0-2	0	1	1	1	4
at Indiana*	32	2-5	0-0	2-2	0-4-4	1	1	1	1	6
vs. Minnesota*	33	1-6	0-1	0-0	3-3-6	2	3	0	3	2
vs. Michigan State*	33	3-5	2-2	2-3	2-0-2	2	0	0	1	10
vs. Illinois*	30	2-6	0-2	2-2	3-3-6	3	1	0	0	6
vs. Richmond*	37	6-9	1-3	3-3	2-1-3	4	5	0	2	16
vs. Pittsburgh*	32	3-8	1-2	2-2	0-4-4	1	1	0	0	9

Mike Wilkinson

2001-02

Opp.	MP	FG-A	3FG-A	FT-A	O-D-T	A	TO	B	S	TP
at UNLV	31	3-5	1-3	2-3	2-2-4	1	3	0	1	9
at Hawaii-Hilo	29	3-10	0-2	2-2	2-5-7	3	1	1	2	8
vs. Weber State	24	5-9	1-5	1-1	2-4-6	1	1	0	0	12
vs. Hawaii	31	2-6	1-3	4-9	4-3-7	1	1	0	0	9
at Georgia Tech	23	3-6	2-4	3-4	1-2-3	0	2	1	1	11
UW-Green Bay	24	4-7	0-1	3-3	4-2-6	1	2	0	0	11
Temple	43	1-7	0-3	6-8	3-4-7	1	1	0	1	8
at Ohio	28	1-5	1-2	5-7	3-5-8	4	3	0	1	8
at Xavier	26	3-8	0-1	1-2	2-2-4	1	0	0	0	7
Furman	37	5-11	1-2	4-4	4-7-11	2	3	0	1	15
Marquette	32	4-10	2-3	6-10	4-8-12	3	1	1	1	16
at UW-Milwaukee	26	1-3	0-1	2-2	0-5-5	1	4	0	0	4
Tennessee	32	4-6	4-5	3-4	1-0-1	0	3	0	1	15

at Iowa	33	1-7	0-1	1-1	1-4-5	4	2	0	2	3
Illinois	25	3-7	0-1	5-7	3-1-4	4	0	0	2	11
at Penn State	25	3-5	0-1	0-0	3-3-6	0	2	2	1	6
at Michigan State	30	3-7	0-0	2-3	4-2-6	2	0	0	4	8
Minnesota	33	5-8	1-1	3-4	1-9-10	1	0	1	1	14
Purdue	29	6-10	0-0	4-4	6-4-10	0	1	0	1	16
at Illinois	32	1-4	0-1	0-0	4-1-5	3	6	1	2	2
Penn State	32	4-6	0-0	4-6	4-3-7	2	1	1	3	12
at Northwestern	23	2-4	0-1	1-3	0-2-2	1	2	0	0	5
at Michigan	22	3-7	0-0	2-2	0-2-2	1	1	0	1	8
Ohio State	36	3-6	0-2	13-16	5-4-9	2	1	3	2	19
Northwestern	28	3-4	0-1	4-4	0-1-1	2	1	0	2	10
at Indiana	26	5-9	1-2	2-2	6-1-7	2	3	2	2	13
at Minnesota	33	2-9	0-2	2-2	2-3-5	2	1	0	1	6
Iowa	10	1-2	0-0	0-0	0-1-1	0	1	1	0	2
Michigan	25	4-8	2-3	0-0	2-1-3	1	2	0	2	10
vs. Iowa	20	1-5	0-1	2-3	0-0-0	0	1	0	2	4
vs. St. John's	28	2-6	0-0	6-7	1-2-3	0	0	0	1	10
vs. Maryland	27	3-5	1-2	0-0	1-3-4	2	1	0	2	7

2002-03


Opp.	MP	FG-A	3FG-A	FT-A	O-D-T	A	TO	B	S	TP
Eastern Wash.*	34	3-6	0-0	4-6	4-3-7	2	0	1	1	10
Northern Illinois*	25	2-11	0-3	5-5	5-2-7	0	2	0	1	9
UW-Milwaukee*	30	3-8	0-0	4-5	3-6-9	3	3	2	1	10
at UW-Green Bay*	33	1-5	0-2	2-4	3-3-6	1	2	2	2	4
Wake Forest*	37	4-9	1-4	0-0	2-3-5	4	2	2	0	9
UNLV*	31	6-9	0-1	3-4	2-8-10	3	3	0	0	15
New Hampshire*	19	1-3	0-1	2-2	0-2-2	1	0	0	2	4
at Marquette*	31	4-8	1-2	0-0	2-5-7	2	2	0	1	9
Texas Southern*	30	3-6	1-3	5-6	1-3-4	2	2	4	1	12
Ohio*	25	5-9	1-1	1-2	3-4-7	3	0	0	1	12
at Temple*	35	3-5	0-0	7-7	1-4-5	2	1	1	1	13
Chicago State*	25	1-1	0-0	4-4	1-6-7	2	4	2	1	6
at Michigan*	33	3-10	0-2	2-2	2-7-9	3	2	1	0	8
at Illinois*	23	2-4	0-1	1-1	0-2-2	0	1	0	1	5
Minnesota*	27	4-9	1-3	0-0	1-3-4	1	1	1	0	9
at Ohio State*	34	2-6	0-1	2-2	2-6-8	0	2	1	1	6
Iowa*	34	2-9	0-2	0-0	0-10-10	1	1	2	2	4
Northwestern*	29	3-9	0-0	6-8	6-2-8	0	1	0	3	12
Penn State*	28	1-3	0-2	4-5	2-3-5	0	2	1	2	6
at Purdue*	37	4-10	1-2	4-6	4-3-7	1	0	0	1	13
at Northwestern*	20	4-6	0-1	0-0	3-4-7	4	1	1	1	8
Michigan State*	34	5-12	2-5	2-2	2-7-9	0	0	0	2	14
Indiana*	37	4-9	1-3	7-8	3-3-6	2	0	2	0	16
at Penn State*	35	3-13	0-1	0-0	5-3-8	1	1	0	1	6
at Iowa*	34	8-13	4-5	0-0	2-5-7	3	1	1	2	20
Michigan*	29	7-10	2-3	0-0	1-4-5	3	2	1	3	16
at Minnesota*	36	3-5	1-3	4-4	1-8-9	1	1	2	0	11
Illinois*	36	4-9	3-7	0-0	1-6-7	1	1	1	2	11
vs. Ohio State*	30	2-12	0-4	0-1	4-5-9	1	1	2	1	4
vs. Weber State*	38	5-10	0-2	5-9	3-6-9	2	3	1	1	15
vs. Tulsa*	33	7-11	1-2	3-3	4-4-8	0	1	0	2	18
vs. Kentucky*	35	4-11	1-5	4-7	1-2-3	1	2	0	2	13

2003-04

Opp.	MP	FG-A	3FG-A	FT-A	O-D-T	A	TO	B	S	TP
at Penn*	31	3-8	0-0	3-4	4-6-10	1	0	0	0	9
Eastern Illinois*	26	3-7	1-1	5-5	4-3-7	2	1	0	3	12
Rutgers*	37	2-6	1-4	3-4	2-5-7	2	4	0	5	8
at Maryland*	40	3-9	2-4	6-8	2-7-9	5	4	0	2	14
Detroit*	25	2-6	1-4	3-4	1-3-4	1	1	0	0	8
UW-Green Bay*	32	5-9	0-2	2-6	1-2-3	2	0	3	2	12
UW-Milwaukee*	32	5-7	3-3	5-6	0-3-3	1	3	2	3	18
Marquette*	35	3-6	0-1	3-7	4-6-10	1	0	1	1	9
vs. Ohio*	33	4-10	1-4	1-2	2-7-9	4	0	3	2	10
at Alabama*	17	1-4	0-1	0-0	0-2-2	0	1	0	1	2

Coll. of Charleston*	32	6-10	1-4	2-3	2-6-8	2	1	1	2	15
Indiana*	29	6-10	4-6	4-4	2-8-10	4	0	5	1	20
Michigan State*	28	0-5	0-1	2-6	3-2-5	2	4	2	1	2
at Purdue*	38	2-8	0-2	8-12	3-6-9	1	1	3	2	12
Michigan*	39	8-12	0-1	2-2	3-7-10	2	2	1	0	18
Illinois*	36	10-15	2-3	2-3	3-6-9	2	2	1	1	24
at Ohio State*	21	3-4	1-1	1-2	0-2-2	2	2	2	1	8
Minnesota*	35	5-8	1-2	4-8	3-5-8	2	5	1	0	15
at Northwestern*	35	3-4	0-0	2-2	0-3-3	5	1	0	1	8
at Iowa*	35	5-8	1-2	1-2	5-4-9	1	3	0	0	12
Ohio State*	29	2-5	1-2	9-10	2-5-7	2	0	0	3	14
at Illinois*	36	3-4	1-1	0-0	2-4-6	0	1	0	1	7
at Michigan*	25	5-12	0-4	4-4	4-5-9	0	0	1	0	14
Penn State*	31	6-10	0-1	2-2	3-6-9	2	0	2	2	14
Purdue*	32	7-14	2-5	7-8	8-4-12	3	1	1	2	23
at Michigan State*	40	5-12	1-5	7-8	4-6-10	1	3	1	2	18
at Indiana*	31	5-11	1-6	2-2	1-1-2	6	1	2	3	13
vs. Minnesota*	37	8-14	1-3	5-8	2-0-2	1	1	0	4	22
vs. Michigan State*	36	7-16	0-2	6-7	2-6-9	2	1	3	0	20
vs. Illinois*	35	2-5	0-3	7-8	2-3-5	1	3	2	4	11
vs. Richmond*	25	5-10	2-3	6-8	2-3-5	2	1	2	1	18
vs. Pittsburgh*	39	2-8	0-0	5-5	2-4-6	0	2	2	2	9


* - game started



Mike Wilkinson

PERSONNEL


Head Coach Bo Ryan54-57
Associate Head Coach Rob Jeter58
Assistant Coach Gary Close59
Assistant Coach Greg Gard60
Dir. of Basketball Oper. Duffy Conroy .61
Basketball Support Staff62
UW Athletics Administration63-64



Head Coach Bo Ryan has led Wisconsin to 68 wins in his first three seasons, the most victories for the Badgers over any three-year stretch in school history.

Head Coach Bo Ryan

MEET THE STAFF



For the past two decades, Bo Ryan has been doing one thing better than anyone else in the college basketball coaching ranks: winning games. His .775 winning percentage (451-131) over his 20-year career is by far the best among active Division I coaches with at least 20 years under their belt. His 451 career victories place him 21st among active Division I head coaches. And in his three seasons at Wisconsin, he has led the Badgers to 68 wins, the most for UW over a three-year span in its history.

Last year, Ryan guided the Badgers to a school-record 25 wins and their first-ever Big Ten tournament title. For the third straight season under Ryan, UW advanced to the NCAA tournament and won its first-round game. Wisconsin also tied a school-record with 12 conference wins for the second year in a row. For the second time in school history, UW was ranked in the Associated Press poll every week during the season.

In 2003-04, the Badgers also continued their home dominance under Ryan. UW is yet to lose a Big Ten game at the Kohl Center since Ryan was named coach, compiling a perfect 24-0 record. Wisconsin's overall mark in Madison under Ryan is 43-2, including a current home winning streak of 28 games that ranks third in the country.

In his first two seasons at Wisconsin, Ryan led the Badgers to

heights not reached in Madison in many years.

In 2001-02, Ryan led an undermanned UW team to an improbable share of its first Big Ten championship since 1947. Ryan had to juggle a lineup that comprised of only eight scholarship players, including five players that had seen very limited or no action at all on the collegiate level. Though it took a period of adjustment, by mid-December the team had started to gel and would go on to win 15 of its final 20 regular-season games and earn a share of the Big Ten title. One of those victories, a 64-56 win over Iowa, was Ryan's 400th as a collegiate coach.

Heading into 2002-03, many wondered what Ryan and the Badgers could do for an encore. All they did was win the Big Ten title outright, going 12-4 in the league to earn the first back-to-back Big Ten titles for Wisconsin since 1923 and '24. Ryan became just the third Big Ten coach to earn conference titles in each of his first two seasons (Illinois' Bill Self and Wisconsin's Walter Meanwell are the others). It was the first time UW won the title outright since 1947 and just the third time since 1918.

For all those accomplishments, Ryan was honored by being selected the Big Ten's Coach of the Year. He also won the



THE RYAN NOTEBOOK

Personal

Born Dec. 20, 1947 in Chester, Pa.

Family

Wife: Kelly; children: Megan, Will, Matt, Brenna and Mairin

Education

Bachelor's degree in business administration from Wilkes (Pa.) University, 1969

Collegiate Coaching Experience

Asst. Coach, Wisconsin, 1976-84
Head Coach, UW-Platteville, 1984-99
Head Coach, UW-Milwaukee, 1999-2001
Head Coach, Wisconsin, 2001-present

Collegiate Coaching Record

UW-Platteville: 353-76 (.822)
UW-Milwaukee: 30-27 (.526)
Wisconsin: 68-28 (.708)
20-year career: 451-131 (.775)

award as a rookie, becoming the first head coach in conference history to be named coach of the year in his first two seasons and the fourth to earn the honor in consecutive years (Indiana's Bob Knight, Purdue's Gene Keady and Ohio State's Randy Ayers are the others).

There have been postseason milestones during Ryan's three seasons as well. The Badgers became just the second team in Big Ten history to earn the No. 1 seed at the conference tournament in consecutive seasons. Ryan also is the only coach in UW history to reach the NCAA tournament in each of his first three seasons and became the first to lead Wisconsin to victories in consecutive NCAA tournaments.

Ryan's 35-13 mark in Big Ten play is the best of any Badger coach with at least 40 conference games under their belt. The 35 conference wins in three seasons ties a school record set in 1912-1914.

Ryan has done a remarkable job of developing players at Wisconsin. One example is 2004 Big Ten Player of the Year Devin Harris. Harris, who was an unheralded freshman in Ryan's first

season, started every game for Ryan. Last season, in addition to conference player of the year, he was named the Most Outstanding Player of the 2004 Big Ten Tournament and was a consensus second-team All-American. Harris was selected with the fifth overall pick in the NBA draft and is starting his first season with the Dallas Mavericks.

Ryan also coached former Badger Kirk Penney in his final two seasons, helping Penney become the first Badger in 50 years to earn first-team All-Big Ten honors in consecutive seasons.

Now in his 21st season as a collegiate head coach, Ryan has put together a remarkable 451-131 (.775) career record and coached teams to winning records for the past 19 campaigns. He has experience as a Division I head and assistant coach, as well as a Division III head coach. And he is well-respected throughout the college basketball world.

At the 2004 Final Four, Ryan was honored with the NABC Guardians of the Game Award for Service. The goal of the Guardians of the Game program is to focus attention on the positive aspects of basketball and the role coaches play in the lives of student-athletes, in addition to the contributions coaches make to their communities. Ryan is also one of four head coaches on the NCAA Division I Men's Basketball Issues Committee.

Ryan came to Wisconsin from UW-Milwaukee, where he spent two seasons coaching the Panthers to their first back-to-back winning seasons in eight years.



The Ryan Family, (front row: l to r) Brenna, Bo, Kelly, Mairin; (back row: l to r) Matt, Megan, Will

UWM, 8-19 overall the year before Ryan arrived, was 15-14 and 15-13, respectively, in Ryan's two years at the controls. The program also experienced a 161 percent home attendance increase in his first season, including the three largest crowds in the history of the school's home facility.

It was during his 15-year tenure at UW-Platteville (1984-99), however, that Ryan firmly established himself as one of the country's top coaches. He guided the Division III school to a phenomenal 353-76 (.822) overall record and, in his final 12 seasons, the Pioneers:

- Won four national championships (1991, 1995, 1998 and 1999)
- Compiled a 314-37 (.895) record
- Won eight WIAC titles
- Were the winningest NCAA men's basketball team of the 1990s (all divisions) with a 266-26 (.908) record
- Compiled a 30-5 NCAA Division III tournament mark
- Never won fewer than 23 games
- Compiled a 157-7 (.957) record on their home floor
- Set the all-time single-season Division III scoring defense mark (47.5 ppg) in 1996-97

RYAN'S COACHING RECORD

Year	University	Record	Pct.	Conference	Record	Place	Postseason
1984-85	UW-Platteville	9-17	.346	Wisconsin Intercollegiate Athletic	4-12	7th	
1985-86	UW-Platteville	16-11	.593	Wisconsin Intercollegiate Athletic	8-8	5th	NAIA First Round
1986-87	UW-Platteville	14-11	.560	Wisconsin Intercollegiate Athletic	6-10	T5th	
1987-88	UW-Platteville	24-5	.828	Wisconsin Intercollegiate Athletic	14-2	1st	NAIA Third Round
1988-89	UW-Platteville	24-5	.828	Wisconsin Intercollegiate Athletic	13-3	3rd	NAIA Third Round
1989-90	UW-Platteville	26-3	.897	Wisconsin Intercollegiate Athletic	15-1	1st	NAIA Third Round
1990-91	UW-Platteville	28-3	.903	Wisconsin Intercollegiate Athletic	13-3	2nd	NCAA Champion
1991-92	UW-Platteville	27-4	.871	Wisconsin Intercollegiate Athletic	13-3	2nd	NCAA Third place
1992-93	UW-Platteville	24-4	.857	Wisconsin Intercollegiate Athletic	13-3	T1st	NCAA Quarterfinals
1993-94	UW-Platteville	23-5	.821	Wisconsin Intercollegiate Athletic	13-3	2nd	NCAA Sweet 16
1994-95	UW-Platteville	31-0	1.000	Wisconsin Intercollegiate Athletic	16-0	1st	NCAA Champion
1995-96	UW-Platteville	23-3	.885	Wisconsin Intercollegiate Athletic	15-1	1st	NCAA First Round
1996-97	UW-Platteville	24-3	.888	Wisconsin Intercollegiate Athletic	14-2	1st	NCAA Second Round
1997-98	UW-Platteville	30-0	1.000	Wisconsin Intercollegiate Athletic	16-0	1st	NCAA Champion
1998-99	UW-Platteville	30-2	.938	Wisconsin Intercollegiate Athletic	15-1	1st	NCAA Champion
1999-00	UW-Milwaukee	15-14	.517	Midwestern Collegiate	6-8	T4th	
2000-01	UW-Milwaukee	15-13	.536	Midwestern Collegiate	7-7	5th	
2001-02	Wisconsin	19-13	.594	Big Ten	11-5	T1st	NCAA Second Round
2002-03	Wisconsin	24-8	.750	Big Ten	12-4	1st	NCAA "Sweet 16"
2003-04	Wisconsin	25-7	.781	Big Ten	12-4	T2nd	NCAA Second Round
20-year collegiate record		451-131	.775				
Record at Wisconsin		68-28	.708	Big Ten	35-13	.729	

MEET THE STAFF

Ryan was named the National Association of Basketball Coaches Division III Coach of the Year four times. In addition he was tabbed the Wisconsin Intercollegiate Athletic Conference's Coach of the Year on six occasions.

Ryan took over at UW-Platteville following eight seasons (1976-84) as an assistant coach to Bill Cofield and Steve Yoder at Wisconsin.


Held in high esteem by colleagues, Ryan has won two gold medals as an assistant coach, first with Virginia head coach Pete Gillen and the gold medal-winning North squad at the 1993 U.S. Olympic Festival, and also with former Atlanta Hawks coach Lon Kruger and the United States gold medal winner at the 1995 World University Games.

Ryan was born on December 20, 1947, just outside of Philadelphia in Chester, Pa. At Chester High School, he was a football teammate of current Minnesota Vikings defensive coordinator Ted Cottrell. He attended Wilkes (Pa.) University, where he starred as a high-scoring guard and earned a bachelor's degree in business administration in 1969. Ryan was inducted into the Wilkes Athletic Hall of Fame on June 1, 2003.

Upon completion of his collegiate career, Ryan did graduate work at Villanova before accepting an assistant coaching position at the College of Racine (Wis.). Ryan accepted his first head coaching job at Philadelphia's Sun Valley High School, where he was named the Delaware County Coach of the Year after directing his team to a second-place finish in the Philadelphia Suburban League. His 1976 club was the first Sun Valley High team to qualify for the state tournament.

Ryan is the author of three books on coaching basketball: *Passing and Catching: A Lost Art*; *How to Run the Swing Offense*; and *Applying and Attacking Pressure*. He also has produced five basketball instructional videos.

Ryan and his wife, Kelly, are the parents of five children: Megan, Will, Matt, Brenna and Mairin.



Take Me Out to The Ballgame: An avid baseball fan, UW head coach Bo Ryan threw out the first pitch at Miller Park prior to the Brewers' game with the Anaheim Angels on June 21, 2002. He also tossed out the first pitch when the Brewers played his hometown Philadelphia Phillies on Aug. 20, 2003.

■ BIG TEN WINNING PERCENTAGE

Among active Big Ten coaches, Bo Ryan ranks second in conference winning percentage. Only Bruce Weber, who led Illinois to a 13-3 record in his first season, has a higher winning percentage. Over the last three seasons, Wisconsin and Illinois are tied for the conference lead with 35 wins.


Coach (Current School)	Yrs.	W	L	Pct.
1. Bruce Weber (Illinois)	1	13	3	.813
2. Bo Ryan (Wisconsin)	3	35	13	.729
3. Tom Izzo (Michigan State)	9	104	44	.703
4. Gene Keady (Purdue)	24	262	156	.627
5. Mike Davis (Indiana)	4	36	28	.563
6. Tommy Amaker (Michigan)	3	23	25	.479
7. Steve Alford (Iowa)	5	34	46	.425
8. Dan Monson (Minnesota)	5	29	51	.363
9. Bill Carmody (Northwestern)	4	21	43	.328
10. Ed DeChellis (Penn State)	1	3	13	.188
11. Thad Motta (Ohio State)	--	--	--	--

■ WINNINGEST ACTIVE DIVISION I COACHES

Entering the 2004-05 season, Bo Ryan has the highest winning percentage among active Division I coaches with at least 20 years of coaching experience. Here is the list of the top 15 active Division I coaches, ranked by career winning percentage.

Coach (Current School)	Yrs.	W	L	Pct.
1. Bo Ryan (Wisconsin)	20	451	131	.775
2. Mike Krzyzewski (Duke)	29	694	240	.743
3. Jim Boeheim (Syracuse)	28	676	234	.743
4. Lute Olson (Arizona)	31	710	249	.740
5. Bob Huggins (Cincinnati)	23	542	191	.739
6. Eddie Sutton (Oklahoma State)	34	755	292	.721
7. Bob Knight (Texas Tech)	38	832	322	.721
8. John Chaney (Temple)	32	708	283	.714
9. Pat Douglass (UC Irvine)	23	482	213	.694
10. Jim Calhoun (Connecticut)	32	680	302	.692
11. Lou Henson (New Mexico State)	40	775	400	.660
12. Billy Tubbs (Lamar)	29	606	315	.658
13. Gene Keady (Purdue)	26	524	285	.648
14. Tom Davis (Drake)	29	555	306	.645
15. Rick Byrd (Belmont)	23	459	257	.641

minimum 20 head coaching seasons
includes record at four-year U.S. colleges only




Ryan's Record vs. Division I Teams

Team	Home	Away	Neut.	Total
Alabama	.0-0	.0-1	.0-0	.0-1
Ball State	.0-0	.0-1	.0-0	.0-1
Bethune-Cookman	1-0	.1-0	.0-0	.2-0
Butler	.0-2	.0-2	.0-1	.0-5
Canisius	.0-0	.0-0	.0-1	.0-1
C. Michigan	.0-0	.1-0	.0-0	.1-0
Chicago State	.2-0	.1-0	.0-0	.3-0
Cincinnati	.0-0	.0-1	.0-0	.0-1
Cleveland State	.1-1	.1-1	.0-0	.2-2
Coll. of Charles	.1-0	.0-0	.0-0	.1-0
Colorado	.0-1	.0-0	.0-0	.0-1
Detroit	.3-0	.1-1	.0-0	.4-1
Eastern Illinois	.1-0	.0-0	.0-0	.1-0
E. Washington	.1-0	.0-0	.0-0	.1-0
Farleigh Dickinson	1-0	.0-0	.0-0	.1-0
Florida Atlantic	.0-0	.0-0	.1-0	.1-0
Furman	.1-0	.0-0	.0-0	.1-0
Georgia Tech	.0-0	.0-1	.0-0	.0-1
Hawaii	.0-0	.0-0	.0-1	.0-1
Illinois	.3-0	.0-4	.2-0	.4-4
Illinois-Chicago	.2-0	.0-2	.0-0	.2-2
Indiana	.2-0	.2-0	.0-0	.4-0
Iowa	.2-0	.2-2	.0-1	.4-3
Iowa State	.0-0	.0-1	.0-0	.0-1
Kentucky	.0-0	.0-0	.0-1	.0-1
Lipscomb	.1-0	.0-0	.0-0	.1-0
Loyola (Ill.)	.2-0	.1-1	.0-0	.3-1
Marquette	.2-0	.0-1	.0-0	.2-1
Maryland	.0-0	.0-1	.0-1	.0-2
Michigan	.3-0	.0-3	.0-0	.3-3
Michigan State	.2-0	.2-0	.1-0	.5-0
Michigan Tech	.1-0	.0-0	.0-0	.1-0

Team	Home	Away	Neut.	Total
Minnesota	.3-0	.2-0	.1-0	.6-0
UMKC	.0-0	.1-0	.0-0	.1-0
Mt. Senario	.1-0	.0-0	.0-0	.1-0
New Hampshire	.1-0	.0-0	.0-0	.1-0
N. Illinois	.1-0	.0-0	.0-0	.1-0
Northwestern	.2-0	.1-2	.0-0	.3-2
Ohio	.1-0	.1-0	.1-0	.3-0
Ohio State	.2-0	.2-0	.0-1	.4-1
Pennsylvania	.0-0	.1-0	.0-0	.1-0
Penn State	.2-0	.0-2	.0-0	.2-2
Pittsburgh	.0-0	.0-0	.0-1	.0-1
Purdue	.2-0	.0-2	.0-0	.2-2
Richmond	.0-0	.0-0	.1-0	.1-0
Rutgers	.1-0	.0-0	.0-0	.1-0
St. John's	.0-0	.0-0	.1-0	.1-0
San Diego	.1-0	.1-0	.0-0	.2-0
Stony Brook	.1-0	.0-0	.0-0	.1-0
Temple	.0-1	.1-0	.0-0	.1-1
Tennessee	.1-0	.0-0	.0-0	.1-0
Texas Southern	.1-0	.0-0	.0-0	.1-0
Troy State	.0-0	.0-0	.1-0	.1-0
Tulsa	.0-0	.0-0	.1-0	.1-0
UNLV	.1-0	.0-1	.0-0	.1-1
Utah	.0-0	.0-1	.0-0	.0-1
Wake Forest	.0-1	.0-0	.0-0	.0-1
Weber State	.0-0	.0-0	.1-1	.1-1
Wisconsin	.0-1	.0-1	.0-0	.0-2
UW-Green Bay	.4-0	.1-2	.1-0	.6-2
UW-Milwaukee	.2-0	.1-0	.0-0	.3-0
Wright St.	.2-0	.0-2	.0-1	.2-3
Valparaiso	.1-0	.0-0	.0-0	.1-0
Xavier	.0-0	.0-1	.0-0	.0-1


CAREER HIGHLIGHTS

- Career record of 451-131 (.775)
- Three-year record of 68-28 (.713) at Wisconsin (most wins over a three-year span in UW history)
- Big Ten record of 35-13 (.729) (best winning percentage for a UW coach with more than 40 games)
- Highest career winning percentage of any active Division I coach with at least 20 years of experience
- Only coach in Big Ten history to earn Coach of the Year in his first two seasons
- Third coach in conference history to win Big Ten titles in each of his first two seasons
- Only coach in school history to lead the Badgers to victories in consecutive NCAA tournaments
- Led UW to school-record 25 wins last season
- 2002 Collegeinsider.com national coach of the year
- Inducted into the Wilkes University Athletic Hall of Fame on June 1, 2003
- Best winning percentage in Division III history (353-76 .822)
- Winningest coach of the 1990s (all divisions) with a 266-26 (.908) record
- Four-time Division III National Champion (1991, '95, '98, '99)
- Won eight Wisconsin Intercollegiate Athletic Conference titles
- Six-time WIAC Coach of the Year
- Has had just one sub-.500 record in 20 seasons (1984-85 at UW-Platteville, his first as head coach)



MEET THE STAFF

Associate Head Coach Rob Jeter



Rob Jeter, a 10-year coaching veteran and former standout player at UW-Platteville, begins his fourth season at Wisconsin and his ninth under Head Coach Bo Ryan. He was promoted to associate head coach in July, 2004.

"The student-athletes at Wisconsin are fortunate to have Rob Jeter as a mentor," Ryan said. "He is a highly sought-after coach and we are very happy to have him here at Wisconsin."

Jeter came to the Badgers after spending the previous two seasons as Ryan's top assistant at UW-Milwaukee.

Jeter served as an assistant to Mike Deane at Marquette during the 1998-99 season. He was an assistant to Ryan at UW-Platteville from 1994-98, helping guide the Pioneers to a 108-6 overall record, two NCAA Division III titles and four conference championships. In addition to his coaching duties at UW-Platteville, Jeter coordinated the program's academic, recruiting and scouting efforts, and directed the Bo Ryan Basketball Camps. He also served as an associate admissions director at UW-Platteville.

Jeter was a four-year letterwinner at UW-Platteville from 1988-91. He captained Ryan's Pioneers to the 1991 NCAA title and was named to the '91 all-final four team. A two-time All-Wisconsin Intercollegiate Athletic Conference selection and two-time All-Midwest choice, Jeter still holds UW-Platteville records for career field goal percentage (.601) and consecutive starts (89). Jeter was named to the Wisconsin State University honor roll three times.

Jeter played professionally for the Olivias Futebol Clube in Portugal in 1992-93 and led the Portuguese national league in scoring that season.

A 1991 graduate of UW-Platteville, Jeter has a bachelor's degree in business administration and received a master's degree in adult education in December of 2001.

Rob's father is Bob Jeter, who played for the Green Bay Packers from 1963-70 and was a two-time All-Pro defensive back. He played for the Packers' two Super Bowl champion squads in 1966 and 1967. He also was inducted into the Packers Hall of Fame in 1985.

A native of Chicago, Ill., Rob Jeter is a 1987 graduate of Quigley Preparatory High School. He and his wife Deanna have one son, Robert.



THE ROB JETER FILE

Personal

Born May 15, 1969 in Pittsburgh, Pa.

Family

Wife: Deanna; son: Robert

Education

B.S., business administration, UW-Platteville, 1991
M.A., adult education, UW-Platteville, 2001

Coaching Experience

Associate Head Coach, Wisconsin (2004-present), Assistant Coach, Wisconsin (2001-2004); Assistant Coach, Wisconsin-Milwaukee (1999-2001), Assistant Coach, Marquette (1998-99), Assistant Coach, Wisconsin-Platteville, (1994-98)

Playing Experience

UW-Platteville (1988-91); professional player in Portugal (1992-93)

Assistant Coach Gary Close



Gary Close, a veteran of 17 years in Division I, is entering his second season with the Badgers. Close was an assistant for 16 years at Iowa and Stanford before joining UW's staff in the spring of 2003.

"From the first time I met Gary at Stanford, I knew he was someone with exceptional teaching and coaching skills," Ryan said. "The University of Wisconsin will benefit greatly from his addition to our staff and we are looking forward to working together for many years to come."

Close spent three years as the head coach of Regina High School in Iowa City, leading them to two state tournament appearances, and as the Director of Basketball Operations for Championship Productions in Ames, Iowa.


Prior to that, he spent 13 years as an assistant at Iowa under Tom Davis. During that time, the Hawkeyes made nine NCAA tournament appearances, advancing to the "Sweet 16" twice and the regional final once. At Iowa he coached 13 future NBA choices including B.J. Armstrong, Roy Marble, Acie Earl, Matt Bullard, Ricky Davis and Ryan Bowen. A renowned shooting coach, Iowa shot better than 48.0 percent from the field five times during his tenure, including a school-record .528 in 1987-88.

Close was also an assistant for three years under Davis at Stanford. In his first season, Stanford won 19 games, the most at the school since 1961-62. He was also part of the staff that was responsible for recruiting the Cardinal's all-time leading scorer, Todd Lichti.

A veteran of a number of international tours, Close served as the assistant to Davis on a Pac-10 all-star team that toured Australia in 1985. During the summer of 1995, he and fellow Iowa assistant Rich Walker served as co-coaches for a Big Ten all-star team on an eight-game tour in Europe.

Under Close's direction in 1996, the People-to-People Sports team became the first American team to win the Malgrat International Tournament in Malgrat, Spain. In 1997, Close coached a team comprised of current and former Iowa players to a perfect 6-0 record on a six-game tour in Germany.

A native of Moorestown, New Jersey, Close earned a bachelor's degree in business-agricultural with a minor in physical education (1978) and a master's degree in athletic administration and coaching (1982) from Arizona State. Close, his wife Kellie and their son Sam live in Middleton.



MEET THE STAFF

THE GARY CLOSE FILE

Personal

Born July 14, 1956 in Mount Holly, N.J.

Family

Wife: Kellie; son: Sam

Education

B.S., Business-Agriculture (minor in P.E.), Arizona State, 1978
M.S., Athletic Administration and Coaching, Arizona State, 1982

Coaching Experience

Assistant Coach, Wisconsin (2003-present); Head Coach, Regina (Iowa) High School (2000-03); Assistant Coach, Iowa (1986-99); Assistant Coach, Stanford (1983-86)

Assistant Coach Greg Gard



Greg Gard, a veteran of 11 seasons with Wisconsin coach Bo Ryan, is in his fourth season on the Badger basketball staff as an assistant coach.


"Greg is one of the most thorough and organized coaches I have ever been around," Ryan said. "His attention to detail and his ability to communicate that to the student-athletes separates him from other coaches."

Gard came to the Badgers after spending the previous two seasons as Ryan's assistant at UW-Milwaukee, where he had responsibilities in scouting, summer basketball camp operations and on-floor coaching, as well as involvement with recruiting.

Gard served as an assistant coach to Ryan at UW-Platteville from 1993-99. During Gard's years on the Pioneer staff, UW-Platteville compiled a 161-13 (.925) record and won three NCAA Division III titles, five straight Wisconsin Intercollegiate Athletic Conference (WIAC) championships and appeared in six consecutive NCAA Tournaments. In his final year at UW-Platteville, Gard served as Ryan's top assistant in charge of recruiting, basketball camp operations and scouting. He also worked as an advisor in the university's admissions office.

Prior to joining Ryan's staff in Platteville, Gard spent three seasons at Southwestern High School and one at Platteville High School, where he served in junior high and assistant varsity coaching capacities.

Gard is a 1995 graduate of UW-Platteville with a degree in physical and health education. He and his wife, Michelle, have two children, Mackenzie and Isaac.



THE GREG GARD FILE

Personal

Born Dec. 3, 1970 in Dodgeville, Wis.

Family

Wife: Michelle; daughter: Mackenzie; son: Isaac

Education

B.S., physical and health education, UW-Platteville, 1995

Coaching Experience

Assistant Coach, Wisconsin (2001-present); Assistant Coach, Wisconsin-Milwaukee (1999-2001); Assistant Coach, Wisconsin-Platteville (1993-99); Assistant Coach, Platteville High School (1993-94); Assistant Coach, Southwestern (Wis.) High School (1990-93)

Director of Basketball Operations Duffy Conroy



Duffy Conroy, who spent two seasons at Wisconsin as the men's basketball video coordinator, has returned to Madison to take over the role of director of basketball operations. Conroy worked for the Badgers during Bo Ryan's first two seasons and spent last year as the athletic director and head boys basketball coach at Assumption High School in Davenport, Iowa.

"It's great to have Duffy back on board," Coach Ryan said. "He gained valuable experience as our video coordinator in his two years here. A year as an

administrator and head coach will definitely help him as he transitions into the role of director of basketball operations. His knowledge of how a basketball program is run will be put to good use."

Conroy led Assumption, his alma mater, to a 12-10 record last season, winning eight of its last 10 games. He spent the 2001-02 and 2002-03 seasons at Wisconsin as the video coordinator, responsible for video exchange and editing. Prior to that, he served as an administrative assistant on Ryan's staff at UW-Milwaukee for one season.

"It's great to be back at Wisconsin and a member of Coach Ryan's staff again," Conroy said. "I'm very familiar with the staff and the surroundings, so that should ease my transition. I'm excited about the challenges that lie ahead and can't wait to get started."

Conroy, 27, was an honorable mention All-American in his senior year at St. Ambrose University. A two-time all-conference performer and team captain, Conroy led St. Ambrose to three appearances in the NAIA tournament. He finished his career with more than 1,000 points.

Conroy graduated from St. Ambrose in 1999 with a bachelor's degree in marketing. A native of Davenport, Iowa, he is the youngest of seven children. His older brother, Ed, just completed his first season as an assistant at Tennessee after spending two years as the UT director of basketball operations.



MEET THE STAFF

THE DUFFY CONROY FILE

Personal

Born Dec. 21, 1976 in Naperville, Ill.

Family

Single

Education

B.S., marketing, St. Ambrose, 1999


Coaching Experience

Head Coach, Assumption (Iowa) High School, 2003-04

Playing Experience

St. Ambrose, 1997-99

Basketball Support Staff



Scott Hettenbach Strength & Conditioning Coach

Scott Hettenbach is in his 10th full season as strength and conditioning coach for the Badger basketball team and his 11th year overall at Wisconsin.


A member of the National Strength and Conditioning Association (NSCA), he also works with the

Wisconsin football, swimming and diving, golf and track teams as a strength and conditioning coach. He is a Certified Strength and Conditioning Specialist (CSCS). A frequent speaker at basketball camps and clinics, Hettenbach recently produced two strength and conditioning training videos for high school and college coaches and athletes.

Prior to coming to UW-Madison, Hettenbach coached four sports at Brookfield (Wis.) Central High School. Under his direction, the boys track squad won three conference titles.

Hettenbach graduated from UW-La Crosse in 1987 with a bachelor's degree in business administration and a minor in health and nutrition. He also earned a master's degree in exercise science and sports administration from UW-L. As an undergrad, Hettenbach was a hurdler with the UW-La Crosse track team for three seasons.

Hettenbach resides in Madison with his wife, JoDeen, son, Scott and daughter, Kaitlyn.



Will Ryan Video Coordinator


Will Ryan is in his second season as the men's basketball video coordinator for the Badgers. Ryan graduated from UW-Milwaukee in December of 2002 with a B.S. in Educational Studies/Youth Leadership. For the last half of the 2002-03 season, Ryan served as a manager for the UW, assisting then-video

coordinator Duffy Conroy with his daily duties.

Ryan, the oldest of head coach Bo Ryan's two sons, was a member of the UW-Milwaukee basketball team for two seasons, playing for his father in 2000-01. He also played for his father at UW-Platteville and was a member of the 1998 and 1999 national championship teams.

Ryan will be coaching with the Wisconsin Swing AAU team this year. Last season he served as an assistant coach for the Fox Valley Skillz AAU. He was the head coach for two tournaments and served as the assistant for the Wisconsin State AAU tournament and other national AAU tournaments.

Ryan, 26, lives in Middleton.



Henry Perez-Guerra Athletic Trainer

Henry Perez-Guerra is in his 12th year as an athletic trainer at the UW-Madison and his fifth year with the men's basketball team after working with women's basketball the previous five years. He also has responsibilities with the track and cross country teams.


Perez-Guerra moved to Kansas City, Mo., to join Sports Rehabilitation and Physical Therapy Associates as an athletic trainer and was assigned to the University of Missouri-Kansas City athletic program in 1987. After serving UMKC as a member of the Sports Rehab staff, he became the school's first full-time Athletic Trainer, responsible for all 12 NCAA Division I sports and starting the sports medicine program from the ground up. Perez-Guerra received his B.S. in physical education, with an emphasis in athletic training, from the UW-Madison in 1985. He also completed his master's degree in health education in 1994 at UW. Following his graduation in 1985, he spent the summer with the Philadelphia Eagles as a student athletic trainer.

Henry is a licensed athletic trainer and a certified member of the National Athletic Trainers Association. He and his wife Jill have three children: Andrew, Carlie and Casey.

Program Assistants



Peg Cullen




Joe Robinson



Laura Strang

Athletic Department Administration



Barry Alvarez Director of Athletics

Barry Alvarez, the winningest football coach in Wisconsin history, has completed 14 seasons at the head of the program he transformed from a perennial second-division finisher to one that is nationally respected and is a fixture on the postseason bowl scene.

Alvarez, whose overall record with the Badgers is 99-67-4, became Wisconsin's Director of Athletics in April of 2004. He is

one of just two people (UAB's Watson Brown) at the Division I level who serves as head football coach and athletic director.

Alvarez's list of accomplishments at Wisconsin is remarkable. Consider just a few of the most notable ...

- winningest coach in school history
- coached three Big Ten and Rose Bowl champions
- only Big Ten coach ever to win the Rose Bowl in consecutive seasons
- became just the 10th coach in Big Ten history with 100 victories at one conference institution
- has coached five national award winners, including Ron Dayne (Heisman, Doak Walker, Maxwell), Jamar Fletcher (Jim Thorpe) and Kevin Stemke (Ray Guy)
- guided UW to back-to-back Big Ten titles in 1998 and 1999 (hadn't happened at Wisconsin since 1896-97)
- bowl record of 7-2 (.778)


When Alvarez arrived in Madison in 1990, Wisconsin had compiled a 9-36 record during the previous four seasons and attendance at Camp Randall Stadium had dipped to an average of 41,734 per game (54 percent of capacity). The program sorely needed a boost and got it when new Director of Athletics Pat Richter hired Alvarez from Notre Dame, where he had been an assistant coach under Lou Holtz.

Iowa's Hayden Fry hired Alvarez as an assistant coach in 1979, after Alvarez had spent seven years in the high school coaching ranks. The Hawkeyes played in six bowl games (two Rose Bowls) during Alvarez's eight years in Iowa City, compiling a 61-33-1 mark in the process.

Alvarez left Iowa after the 1986 season to become linebackers coach at Notre Dame. He was promoted (linebackers to defensive coordinator to assistant head coach) by Holtz each of his three seasons as the Fighting Irish went 32-5 and won the 1988 national title.

Alvarez grew up in Langeloth, Pa., a small town among the coal mines and steel mills in western Pennsylvania. He starred as a prep linebacker and went on to play at Nebraska (1965-67) for legendary head coach Bob Devaney. Alvarez was the leading tackler for the 1967 Cornhuskers, who led the nation in total defense and created a school-record 40 turnovers. Alvarez earned his bachelor's degree in 1969 and added a master's degree in 1971, both from Nebraska.

Alvarez's family includes his wife Cindy, daughters Dawn (Mrs. Brad Ferguson) and Stacy (Mrs. Mike Delzer), son Chad, grandsons Joe and Jake Ferguson, Jackson Delzer and granddaughter Grace Delzer.



Jamie Pollard Deputy Athletic Director

Jamie Pollard was named deputy athletic director for the UW-Madison in 2003 and serves as the No. 2 administrator in the Division of Intercollegiate Athletics. He is responsible for the overall administration of the Badgers' 23-sport, \$60 million athletic department and represents Barry Alvarez at all national, conference and university meetings when necessary.

Prior to being named deputy athletic director, Pollard served as the division's chief financial officer and senior associate athletic director. He developed a comprehensive strategic financial plan ("Keeping Big Red in the Black") that increased the division's operating reserve to \$7 million and allowed the university to move forward on the \$107 million renovation of Camp Randall Stadium. He also assisted with the development of the school's inaugural preferential seating program that is generating more than \$9 million annually for the athletic program and he helped negotiate a multi-year, multi-million dollar contract for media and marketing rights that is the largest collegiate contract in the country.

Pollard has been the sports administrator for the men's and women's basketball programs since 2001-02 and served as the Tournament Manager when the UW hosted the 2002 NCAA Men's Basketball Midwest Regional.

In the fall of 2003, Pollard was selected by *Street & Smith's Sports Business Journal* as a recipient of its "Top Forty Under 40" Award. It is given annually to the 40 most influential and creative individuals in sports under the age of 40. Pollard is the first college sports administrator honored by the magazine. Pollard is the president for the Collegiate Athletic Business Managers Association (CABMA) and was chosen by his peers as the 2002 Business Manager of the Year.

Pollard is the campus chair of the Partners in Giving campaign that benefits more than 400 non-profit organizations. He led the 2003 campaign for the Athletic Department, which resulted in a 100 percent increase in participants and a 78 percent increase in contributions.

His other intercollegiate administration experience came as associate athletic director for administration at Maryland (1994-98) and associate athletic director for internal operations at St. Louis (1989-94).

In addition to his role at Wisconsin, Pollard founded Collegiate Financial Services, LLC, a private data research company that provides strategic financial planning and research services to athletic administrators and university presidents.

Pollard, the 1987 NCAA Division III national champion in the 5,000-meter run and a two time Division III All-American, has a B.S. degree in business administration from UW-Oshkosh (1987). Pollard and his wife, Ellen, have four children, (Thomas, Annie, Maggie and James).

Athletic Department Senior Staff

Cheryl Bailey Sports Administration



Cheryl Bailey is in her 15th year at UW-Madison and third as senior associate AD for sports administration. Bailey is also the school's senior woman administrator for the Big Ten and NCAA. She supervises a number of Badger sports and the compliance

department. Bailey is the direct administrator for men's and women's hockey.

Hired in 1990 at the UW as an associate AD for women's athletics, Bailey was responsible for planning, scheduling, evaluations and day-to-day supervision of 11 sports. Bailey completed a four-year term (two as chair) with the NCAA Women's Basketball Committee in 2004, and is in the midst of a four-year term (2002-05) on NACDA's Executive Committee.

The former director of athletics for women's sports at Denison (1983-90), Bailey served that school as an assistant professor and women's soccer (11 years) and track (nine) coach. Bailey has a B.S. degree from Slippery Rock State (1977) and an M.A. from Ohio State (1983). She has three children: Kelly, Kenny and Peter.

David Harris Academic Services



David Harris, director of academic services at Wisconsin since 2002, was named associate AD for academic services in July of 2004.


Harris came to Wisconsin after serving as director of academic support for the athletic department at the

University of Mississippi since 1998. His responsibility at Ole Miss was to develop and execute a comprehensive academic support program for more than 350 student-athletes. He also coordinated the school's CHAMPS Life Skills program.

Harris worked in the Ole Miss registrar's office in 1998 and from 1995-97 in student recruitment for the Office of Admissions. A defensive tackle at Mississippi, he earned his B.B.A. (in 1993) and his M.B.A. (1995) from Ole Miss. He is a 2002 graduate of the NCAA Leadership Institute for Ethnic Minority Males. He also was a facilitator for the 2002 and 2003 NCAA Student-Athlete Leadership Conference and was a team leader for the 2002 CHAMPS Life Skills Continuing Education Conference.

Harris and his fiancée, Felicia King, have a 2-year-old daughter, Kaitlyn.

Doug Beard Administration



Doug Beard, a college sports administrator in the state of Wisconsin since 1987, is in his second season on the UW's senior-level administrative team as associate athletic director for administration. Beard supervises the budget and finance, event man-

agement, food and beverage service, human resources and sports medicine units.

Beard joined the UW staff in 2001 as assistant AD for event management as well as helping administer the department's internal operations. He was promoted to associate AD in 2002. Before coming to Wisconsin, Beard worked at UW-Milwaukee from 1989-2001 and UW-Stout from 1987-89.

Beard, originally from Kennebunkport, Maine, has a B.S. degree in business administration from New Hampshire (1985) and an M.A. degree in athletic administration from Kent State (1987). His wife's name is Patricia and his stepdaughter is Lindsay.

Steve Malchow Communications



Steve Malchow was named to the department's senior staff as associate athletic director for communications in 2003. He oversees the athletic communications, web site, computer and video service functions of the department.

Malchow served the UW

as director of men's sports information (1990-2001) until a promotion to assistant AD for communications.

He was UW's football media contact for 11 years and served as the chief strategist for Ron Dayne's Heisman Trophy-winning campaign in 1999, when he was named SID of the Year by the National Football Foundation. Malchow was also Media Coordinator for the 2002 NCAA Men's Basketball Midwest Regional at the Kohl Center.

Malchow worked in the sports information office (1985-89) at Iowa, where he was the media contact for the men's basketball team.

Malchow has B.B.A. degrees in marketing (1984) and management information systems (1990) from Iowa. He and his wife, Barb (the former SID at Illinois), have a son (Bryce).

John Chadima Operations




John Chadima began serving as the department's associate AD for operations in 2003. He is in charge of managing capital projects, including the renovation of Camp Randall Stadium, and supervising the facilities, maintenance and strength and condition

ing staffs. He is the department liaison with University Ridge Golf Course and continues to supervise the administrative operations of the football program.

Chadima was previously the director of football operations (2000-03) where he was responsible for coordinating team travel, scheduling, preseason training camp, the summer jobs program and maintaining the sport's multi-million dollar budget. Chadima had similar duties from 1990-97 as the team's administrative assistant. He was the UW's director of facilities and events from 1997-2000.

Chadima has a B.S. degree (1988) in physical education with an emphasis in athletic administration from Iowa. He also studied in the master's programs (for athletic administration) at both Iowa and Wisconsin.

Vince Sweeney External Relations



Vince Sweeney was named senior associate athletic director for external relations in the summer of 2003. He manages the marketing and promotions, ticketing and fundraising components of the division and is the department liaison with the Wisconsin Alumni

Association, National W Club, Trademark Licensing Office and Badger Sports Properties.

After more than a decade in sports journalism in Madison, Milwaukee and Los Angeles, Sweeney returned to UW in 1990 as director of trademark licensing. He was given additional responsibilities in 1991 and served as director of marketing. Sweeney was promoted to associate athletic director for external relations in 1994.

Sweeney was named 1994 Marketer of the Year by the American Marketing Association. Under Sweeney's direction as sports editor of *The Capital Times*, the paper won three best sports sections awards. Sweeney has a B.A. degree in journalism and mass communications from UW (1978). He and his wife, Sharon, have two daughters (Kelsey and Keara).

2 0 0 3 - 0 4 R E V I E W

Season Review66-68
Season Results69
Season Statistics70
Game-by-Game Statistics71
Team Highs / Lows72
Individual Superlatives73
Season Boxscores74-84



Devin Harris became the first Badger since 1950 to earn Big Ten Player of the Year honors. Harris was also named the Most Outstanding Player of the 2004 Big Ten Tournament.

2003-04 Season Review



The Badgers won their first-ever Big Ten Tournament title in 2004, defeating Minnesota, Michigan State and Illinois on their way to the championship.

- Wisconsin won a school-record 25 games in 2003-04, surpassing the old mark of 24 set the year before. In Bo Ryan's three seasons, the Badgers have won 68 games, the most in any three-year span in school history. The previous high was 62 from 1998-99 to 2000-01.

- In its first 100 years of basketball, Wisconsin had just two 20-win seasons (1915-16 and 1940-41). Over the past six years, the Badgers have won 130 games (an average of 21.7 per year) and have four years with at least 22 wins.

- Wisconsin earned its sixth straight bid to the NCAA tournament in 2004, a school record. Michigan State is the only two other Big Ten team that has been to the NCAA tournament six straight years. The Badgers are one of 12 teams to have a streak that long. The others are: Arizona, Cincinnati, Duke, Florida, Kansas, Kentucky, Maryland, Michigan State, Oklahoma State, Stanford and Texas.

- The Badgers won their NCAA tournament first round game for the third consecutive season, a school record. Only 11 other teams have advanced to the second round in each of the last three seasons (Connecticut, Duke, Illinois, Kansas, Kentucky, Maryland, Pittsburgh, Stanford, Texas, Wake Forest and Xavier).

- For the first time in school history, Wisconsin won the Big Ten tournament title. The Badgers defeated Minnesota (66-52), Michigan State (68-66) and Illinois (70-53) to claim the championship and earn an automatic bid to the NCAA tournament.

- Junior point guard Devin Harris was the unanimous choice for most outstanding player of the tournament. He averaged 23.7 points per game, including a championship game-record 29 points vs. Illinois. Harris made 25-46 (.543) field goals in the tourney.

- Junior forward Mike Wilkinson joined Harris as a unanimous selection on the all-tournament team. He averaged 17.7 points and 5.3 rebounds in 36.0 minutes per game. Wilkinson and Harris combined to score 124 of UW's 204 points during the tournament (60.8 percent).

- The Badgers went 12-4 during Big Ten play, matching their record from a year ago. The 24 conference wins over a two-year span are the most in school history. It is also UW's third consecutive season with at least 11 Big Ten wins. The only other time in school history that happened was from 1912-14.

- Over the past three seasons, UW has won 35 Big Ten games, tying a school

record set from 1912-14. That also ties Illinois for the most of any Big Ten team over that span. Michigan State (32 wins) is the only other Big Ten team with more than 26 wins over the past three seasons.

- Devin Harris was selected as Big Ten Player of the Year by the media and coaches, becoming the first Badger to win the award since Don Rehfeldt in 1950. Harris was second in the conference in scoring in league games, just missing on becoming the first UW player to lead the Big Ten in scoring since Rehfeldt. He was also among the top 10 in assists, free throw percentage, 3-point percentage, 3-pointers made, steals and assist-turnover ratio. Harris was the only unanimous choice for first-team all-conference by both the media and coaches.

- Harris set a school record by scoring 624 points last season, four more than Michael Finley scored in 1992-93. His scoring average of 19.5 points per game was the highest for a Badger since Finley averaged 20.5 in 1994-95.

- Junior forward Mike Wilkinson was named second-team All-Big Ten by both the media and coaches. Wilkinson was third in the league in rebounding and 12th in scoring (in league games). He was also among the top 10 in field goal and free throw percentage.

- Wisconsin has won 28 consecutive games at the Kohl Center, the longest current home winning streak in the Big Ten and the third-longest in the country. The Badgers' average margin of victory in those games is 21.1 points. Only two games have been decided by less than 11 points.

- That home winning streak is the second-longest in school history. The school record is 33 games set from March 8, 1911 to Jan. 23, 1915.

- Wisconsin is 24-0 in Big Ten home games under Bo Ryan. The 24 consecutive conference home wins is a school record. The Badgers' average margin of victory in those games is 16.8 points.


- The Badgers finished the season 15-0 at the Kohl Center, their first undefeated home campaign since 1929-30.

- Wisconsin was ranked 10th in the final Associated Press Poll. That marks the Badgers' second top-10 ranking since 1962. UW was also ranked 10th on Jan. 29, 2001. The Badgers were ranked among the top 25 for the entire season, just the second time in school history that has happened (2000-01 was the other).

- For the sixth time in the past eight seasons, Wisconsin led the Big Ten in scoring defense in conference games, giving up just 57.2 points per game. On the year, the Badgers gave up just 57.0 points per game, fifth-best in the country. They allowed fewer than 50 points nine times last season. Under Bo Ryan, the Badgers are 37-4 when giving up less than 62 points (18-2 last season).

- The Badgers set a school record by committing just 10.0 turnovers per game in 2003-04. That was good for second-best in the country and bettered the school mark of 10.4 set in 2002-03. UW was also second in the country that year.

- UW led the Big Ten in turnover margin (+4.12) and was second in assist-turnover ratio (1.33). Wisconsin was 23-3 last year (and 51-15 under Bo Ryan), when winning or being even in the turnover battle. UW ranked fifth in the country in assist-turnover ratio.



Mike Wilkinson earned second-team all-conference and consensus Big Ten All-Tournament team honors in 2003-04.

- Wisconsin finished seventh in the country in fewest personal fouls per game with 15.4 per game, tops in the Big Ten. Opponents shot just 15.1 free throws per game against UW. In 2002-03, the Badgers led the country in both fewest fouls (14.9) and fewest opponent free throws (12.8).

- Wisconsin made 155 more free throws (492-337) than its opponents in 2003-04. The Badgers got to the line an average of 21.4 times per game, third in the Big Ten. Their 492 free throws made were just three shy of the school record set in 1954-55 and their 684 attempts were fifth-best in school history.

- Devin Harris made a school-record 171 free throws last season, breaking the single-season mark of 168 set by Clarence Sherrod in 1969-70. His 216 attempts also broke the record of 210 set by Joe Franklin in 1967-68.

- Harris made 16-18 free throws vs. Ohio State on Feb. 14, the second-highest single-game total in school history. Dale Koehler made 17 vs. Loyola (Ill.) on Dec. 6, 1975. Harris' 18 free throw attempts are tied for fifth all-time. He made 362 free throws in his career, good for fifth in UW history.

- For the second consecutive season, UW made more free throws than its opponents shot. The 2002-03 season was the first time in the modern era that the Badgers accomplished that.

- The Badgers led the Big Ten (and finished 12th in the country) in scoring margin at +11.5. That is a modern-era school record, surpassing the mark of +11.0 set in 2002-03. In the past two seasons, Wisconsin has won 17 games by at least 20 points.

- UW defeated Purdue by 36 points on Feb. 29, the biggest margin of victory for UW in series history and the Badgers' largest margin of victory in a Big Ten game since beating Chicago, 74-30, on Feb. 8, 1943. Wisconsin also defeated Indiana 70-52 at Assembly Hall on March 6, its biggest win in Bloomington since 1944. The Badgers' 34-point victory over IU on Jan. 6 was their largest in the series since winning 57-15 on Jan. 12, 1914.

- The Badgers are 42-1 under Bo Ryan (15-0 last season) when scoring at least 70 points. Wisconsin scored 53 points in the second half vs. Purdue on Feb. 29, its




Devin Harris had one of the best seasons in UW history, winning the Big Ten Player of the Year Award as well as the conference tournament's most outstanding player honor.

most in a half since scoring 54 in the first half against Eastern Illinois on Dec. 28, 1995.

- The Badgers finished second in the league in field goal percentage defense in conference games (.415). Over the last nine games of the season, UW held its opponents to .398 (189-475) shooting from the field. Wisconsin limited Illinois to a season-low 32.7 percent (16-49) from the field, including 7-24 (.292) in the first half, in the Big Ten Tournament title game.

- UW went 4-4 on the road in Big Ten play for the second consecutive season. That is the first time the Badgers have been at least .500 on the road in conference play in consecutive seasons since 1950-51. Wisconsin was 10-7 last year away from home, only the fourth time in school history it has won at least 10 games away from Madison.

- After using just three different starting lineups in his first two seasons at UW, injuries and suspension forced Bo Ryan to use six different starting combinations in 2003-04. Nine different players started at least one game this season and only four players saw action in all 32 games. The Badgers ended the season starting the



In his first season as a Badger, Zach Morley was third on the team with 8.9 points per game and second on the squad with 5.8 rebounds.

Badgers ended the season starting the same five they began the season with.

- Wisconsin shot .447 from the field last season, including .472 during its eight-game winning streak at the end of the season. The Badgers were 16-1 last year (and 48-4 under Bo Ryan) when they made at least 45.0 percent of their shots.
- Devin Harris was one of just two players in the country (Jameer Nelson of St. Joseph's was the other) to be named a finalist for the Wooden, Naismith, Rupp and Cousy Awards. Only eight players were on all four player of the year (Wooden, Naismith, Rupp and USBWA) award lists. The Cousy Award is given to the nation's top point guard.
- Through his own made baskets or assists, Harris accounted for 43.8 percent of Wisconsin's field goals in 2003-04. He made 189 field goals and dished out 141 assists out of the Badgers' 754 made shots.
- Harris dramatically improved his shooting during Big Ten play. In non-conference games, his shooting percentage was .400, three-point percentage was .276 and

free throw percentage was .759. During conference play, those numbers increased to .479, .419 and .830, respectively. His scoring average went from 17.0 to 20.9.

- In the last 17 games of the season (after scoring a season-low five points in a career-low 21 minutes vs. Michigan on Jan. 21), Harris averaged 22.6 points and scored at least 25 points seven times. Over that span, he made .502 (119-237) of his field goals, 54-123 (.439) of his three-pointers and had at least four treys in eight games. In the first 15 games this season, he was 21-78 (.269) from beyond the arc.
- Harris scored a career-high 38 points in the Badgers' win over Minnesota on Feb. 4. That is tied for the fourth-highest single-game scoring performance in school history. It was the most points by a UW player since Michael Finley tied the school record with 42 at Eastern Michigan on Dec. 10, 1994.
- Harris scored 97 points over a three-game span from Jan. 24-Feb. 4, the most in school history. Michael Finley had held the school record, scoring 94 points from Dec. 3, 1994 to Dec. 10, 1994 and from Dec. 6 to Dec. 14, 1994.


- Harris scored 33 points against Ohio State on Feb. 14, his third 30-point effort this season (he also had 29 points at Ohio State on Jan. 28 and vs. Illinois on March 14). He was the first Badger with at least three 30-point games since Michael Finley had four in 1993-94.

- Mike Wilkinson became the 29th UW player to surpass the 1,000-point plateau in his career while at the Big Ten tournament and finished the season with 1,046 career points. Devin Harris also reached 1,000 career points last season. That marks the seventh time in school history a pair of teammates have eclipsed the 1,000-point barrier in the same season, the first since Michael Finley and Tracy Webster did it in 1993-94. Harris and Wilkinson were the second UW teammates to accomplish the feat while both being in their junior season. Claude Gregory and Wes Matthews did it in 1979-80.

- Wilkinson scored in double figures in 15 of the last 19 games, including a stretch of nine in a row from Feb. 22 to March 19. Over those last 19 games, Wilkinson averaged 14.7 points, shooting .517 from the field and .792 from the free

throw line. In the first 13 games, he averaged 10.7 points and shot .443 from the field and .661 from the line.

- Sixth man Zach Morley, a junior college transfer, sparked the UW off the bench all season. He ranked second on the team in field goal percentage (.481) and rebounding (5.8) and third in scoring (8.9). He was one of just four players to appear in all 32 games.
- Led by Morley, the Badgers averaged 17.8 points per game off the bench. In 2002-03, Wisconsin's starters accounted for 87.5 percent of the team's scoring, the fifth-highest percentage in the country. That was down to 74.0 last season. UW's bench outscored its opponents reserves 569-387 in 2003-04.
- Walk-on Clayton Hanson also contributed mightily off the bench, especially in the latter half of the season. Beginning with his career-high 17-point outburst vs. Michigan on Jan. 21, Hanson averaged 24.3 minutes per game over the last 18 games. During that stretch he averaged 5.8 points and had four double-figure scoring efforts. He also made 22-52 (.423) three-pointers.



Freddie Owens started 29 games as a senior and was a part of 86 wins during his four years, joining classmates Dave Mader and Ike Ukawuba as the winningest players in school history.

2003-04 Season Results

**Record: 25-7 Overall, 12-4 Big Ten (T-2nd Place)
(15-0 Home; 5-6 Away, 5-1 Neutral, 2-1 vs. Ranked Teams)**

Date	Opp. (AP Rank)	W/L	Score	Att.	UW High Scorer	UW High Rebounder
Nov. 21	at Pennsylvania	W	64-53	6,015	Harris - 16	Wilkinson - 10
Nov. 25	EASTERN ILLINOIS	W	81-47	17,142	Owens - 24	Wilkinson - 7
Nov. 29	RUTGERS	W	55-43	17,142	Harris - 18	Wilkinson - 7
ACC-Big Ten Challenge (College Park, Md.)						
Dec. 2	at Maryland	L	67-73 (ot)	17,940	Harris - 24	Wilkinson - 9
Dec. 6	DETROIT	W	68-42	17,142	Harris - 13 Owens - 13	Morley - 7
Dec. 10	UW-GREEN BAY	W	73-57	17,142	Harris - 18	Morley - 10
Dec. 13	UW-MILWAUKEE	W	89-71	17,142	Wilkinson - 18	Owens - 9
Dec. 20	MARQUETTE (#23)	W	63-59	17,142	Tucker - 17	Wilkinson - 10
Balance Bar Rock-N-Roll Shootout (Gund Arena - Cleveland, Ohio)						
Dec. 27	vs. Ohio	W	71-48	4,590	Tucker - 22	Wilkinson - 9
Dec. 30	at Alabama	L	56-71	10,714	Harris - 22	Mader - 7
Jan. 3	COLLEGE OF CHARLESTON	W	75-49	17,142	Harris - 19	Wilkinson - 8
Jan. 6	INDIANA	W	79-45	17,142	Wilkinson - 20	Wilkinson - 10
Jan. 10	MICHIGAN STATE	W	77-64	17,142	Harris - 21	Wade - 6
Jan. 14	at Purdue	L	51-53	11,933	Harris - 12 Wilkinson - 12	Wilkinson - 9
Jan. 21	MICHIGAN	W	74-63	17,142	Wilkinson - 18	Wilkinson - 10
Jan. 24	ILLINOIS	W	76-56	17,142	Harris - 30	Wilkinson - 9
Jan. 28	at Ohio State	W	69-57	13,677	Harris - 29	Morley - 6
Feb. 4	MINNESOTA	W	80-66	17,142	Harris - 38	Morley - 10
Feb. 7	at Northwestern	L	51-69	8,117	Harris - 16	Harris - 6
Feb. 11	at Iowa	W	54-52	13,226	Harris - 16	Wilkinson - 9
Feb. 14	OHIO STATE	W	78-48	17,142	Harris - 33	Wilkinson - 7
Feb. 18	at Illinois	L	57-65	16,618	Harris - 16	Wilkinson - 6
Feb. 22	at Michigan	L	59-71	12,153	Harris - 18	Wilkinson - 9
Feb. 25	PENN STATE	W	68-45	17,142	Harris - 25	Wilkinson - 9
Feb. 29	PURDUE	W	82-46	17,142	Wilkinson - 23	Wilkinson - 12
March 2	at Michigan State	W	68-64 (ot)	14,759	Wilkinson - 18 Harris - 18	Wilkinson - 10 Morley - 10
March 6	at Indiana	W	70-52	17,302	Harris - 26	Morley - 8
2004 Big Ten Tournament (Indianapolis, Ind.)						
March 12	vs. No. 10 Minnesota	W	66-52	15,178	Wilkinson - 22	Morley - 8
March 13	vs. No. 3 Michigan State	W	68-66	15,903	Harris - 21	Wilkinson - 9
March 14	vs. No. 1 Illinois (#12)	W	70-53	14,617	Harris - 29	Hanson - 7
2004 NCAA Tournament 1st and 2nd Rounds (Milwaukee, Wis.)						
March 19	vs. No. 11 Richmond	W	76-64	18,866	Wilkinson - 18	Morley - 9
March 21	vs. No. 3 Pittsburgh (#9)	L	55-59	18,866	Harris - 21	Morley - 9

Home games in CAPS

2003-04 Season Statistics

Overall: 25-7 Home: 15-0 Away: 5-6 Neutral: 5-1

Player	GP	GS	Min	Avg	TOTAL			3-PTS			FT	FTA	Pct	REBOUNDS				PF	FO	A	TO	Blk	Stl	Pts	Avg
					FG	FGA	Pct	3FG	FGA	Pct				Off	Def	Tot	Avg								
Harris, Devin	32	32	1162	36.3	189	412	.459	75	201	.373	171	216	.792	20	119	139	4.3	62	0	141	66	4	56	624	19.5
Wilkinson, Mike	32	32	1042	32.6	136	277	.491	28	81	.346	119	160	.744	79	140	219	6.8	68	0	62	49	41	52	419	13.1
Morley, Zach	32	7	810	25.3	111	231	.481	14	46	.304	50	67	.746	61	125	186	5.8	77	1	55	47	16	29	286	8.9
Wade, Boo	30	28	942	31.4	74	177	.418	9	51	.176	48	63	.762	40	63	103	3.4	50	0	79	45	11	31	205	6.8
Owens, Freddie	29	29	743	25.6	71	177	.401	15	56	.268	31	55	.564	19	61	80	2.8	43	0	25	29	1	14	188	6.5
Hanson, Clayton	32	1	621	19.4	49	131	.374	29	76	.382	26	42	.619	9	41	50	1.6	35	0	25	12	2	14	153	4.8
Nixon, Ray	31	0	345	11.1	35	75	.467	14	35	.400	11	17	.647	24	27	51	1.6	37	0	10	20	3	5	95	3.1
Helmigk, Andreas	27	15	305	11.3	32	74	.432	1	2	.500	7	16	.438	20	21	41	1.5	45	1	14	16	5	5	72	2.7
Mader, Dave	28	14	295	10.5	29	64	.453	0	0	.000	8	16	.500	31	39	70	2.5	54	0	9	23	7	9	66	2.4
Tucker, Alando	4	2	83	20.8	19	33	.576	3	7	.429	15	22	.682	7	11	18	4.5	7	0	1	5	0	2	56	14.0
Taylor, Kammron	18	0	41	2.3	7	19	.368	2	8	.250	5	6	.833	1	1	2	0.1	4	0	1	3	0	1	21	1.2
Ukawuba, Ike	22	0	61	2.8	2	17	.118	0	1	.000	1	4	.250	1	6	7	0.3	11	0	3	2	0	2	5	0.2
TEAM														44	39	83	2.6	0				3			
Total	32		6450		754	1687	.447	190	564	.337	492	684	.719	356	693	1049	32.8	493	2	425	320	90	220	2190	68.4
Opponents	32		6450		671	1594	.421	144	433	.333	337	483	.698	299	668	967	30.2	633	-	320	452	90	165	1823	57.0

SCORE BY PERIODS:

	1st	2nd	OT	Total
Wisconsin	1017	1151	22	2190
Opponents	857	942	24	1823

DEADBALL REBOUNDS:

	OFF	DEF	TOTAL
Wisconsin	87	12	99
Opponents	66	14	80

Big Ten : 12-4 Home 8-0 Away: 4-4

Player	GP	GS	Min	Avg	TOTAL			3-PTS			FT	FTA	Pct	REBOUNDS				PF	FO	A	TO	Blk	Stl	Pts	Avg
					FG	FGA	Pct	3FG	FGA	Pct				Off	Def	Tot	Avg								
Harris, Devin	16	16	586	36.6	101	211	.479	44	105	.419	88	106	.830	12	56	68	4.3	29	0	62	28	1	26	334	20.9
Wilkinson, Mike	16	16	520	32.5	75	142	.528	15	42	.357	57	75	.760	46	74	120	7.5	41	0	35	26	22	20	222	13.9
Morley, Zach	16	7	418	26.1	55	114	.482	9	25	.360	22	33	.667	26	60	86	5.4	41	1	30	25	4	16	141	8.8
Hanson, Clayton	16	1	338	21.1	30	76	.395	18	41	.439	17	23	.739	5	18	23	1.4	15	0	10	10	1	6	95	5.9
Wade, Boo	14	12	437	31.2	37	84	.440	2	23	.087	18	24	.750	18	28	46	3.3	20	0	42	23	7	12	94	6.7
Owens, Freddie	13	13	318	24.5	24	72	.333	3	25	.120	7	16	.438	8	28	36	2.8	24	0	13	16	0	5	58	4.5
Nixon, Ray	15	0	187	12.5	18	42	.429	7	20	.350	8	10	.800	14	11	25	1.7	21	0	7	12	3	4	51	3.4
Mader, Dave	14	5	185	13.2	20	40	.500	0	0	.000	4	9	.444	17	22	39	2.8	30	0	7	14	6	8	44	3.1
Helmigk, Andreas	13	10	186	14.3	17	42	.405	1	1	1.000	2	4	.500	9	12	21	1.6	29	1	8	7	4	2	37	2.8
Taylor, Kammron	9	0	21	2.3	4	9	.444	1	3	.333	3	4	.750	0	1	1	0.1	2	0	0	2	0	1	12	1.3
Ukawuba, Ike	10	0	29	2.9	2	10	.200	0	1	.000	1	4	.250	1	6	7	0.7	3	0	0	2	0	1	5	0.5
TEAM														19	20	39	2.4	0				2			
Total	16		3225		383	842	.455	100	286	.350	227	308	.737	175	336	511	31.9	255	2	214	167	48	101	1093	68.3
Opponents	16		3225		326	786	.415	73	221	.330	191	257	.743	149	324	473	29.6	310	-	163	218	36	79	916	57.2

SCORE BY PERIODS:

	1st	2nd	OT	Total
Wisconsin	513	564	16	1093
Opponents	435	469	12	916

DEADBALL REBOUNDS:

	OFF	DEF	TOTAL
Wisconsin	33	10	43
Opponents	32	8	40

2003-04 SEASON REVIEW

2003-04 Game-by-Game Statistics

	BADGER STARTERS	FG-FGA	PCT.	3P-3PA	PCT.	FT-FTA	PCT.	Reb. O-D-T	PF	A	TO	BK	ST	Final Score			
														1st	2nd	OT Final	
Wisconsin	Wad, Wil, Mad, Owe, Har	23-60	.383	1-14	.071	17-28	.607	16-27-43	11	9	6	3	9	33	31	--	64
@ Penn		22-54	.407	6-19	.316	3-4	.750	5-26-31	25	14	13	2	2	25	28	--	53
Wisconsin	Wad, Wil, Mad, Owe, Har	21-55	.382	5-17	.294	34-41	.829	14-20-34	15	13	7	1	12	30	51	--	81
Eastern Illinois		17-44	.386	2-7	.286	11-15	.733	9-24-33	29	8	23	3	3	22	25	--	47
Wisconsin	Wad, Wil, Mad, Owe, Har	17-45	.378	3-20	.150	18-22	.818	7-21-28	13	11	12	1	10	21	34	--	55
Rutgers		18-46	.391	3-10	.300	4-12	.333	12-23-35	22	6	23	4	8	19	24	--	43
Wisconsin	Wad, Wil, Mad, Owe, Har	22-61	.361	10-23	.435	13-20	.650	13-27-40	20	17	14	3	5	22	39	6	67
@ Maryland		30-62	.484	2-9	.222	11-21	.524	12-29-41	20	12	11	10	12	30	31	12	73
Wisconsin	Wad, Wil, Helm, Owe, Har	23-47	.489	7-20	.350	15-19	.789	11-22-33	13	17	8	1	6	30	38	--	68
Detroit		15-42	.357	5-16	.313	7-13	.538	8-16-24	17	8	14	3	4	20	22	--	42
Wisconsin	Wad, Wil, Helm, Owe, Har	27-50	.540	5-12	.417	14-27	.519	9-19-28	14	15	7	4	10	40	33	--	73
UW-Green Bay		24-44	.545	3-8	.375	6-9	.667	3-22-25	22	11	17	2	2	25	32	--	57
Wisconsin	Wad, Wil, Helm, Owe, Har	34-67	.507	8-23	.348	13-17	.765	16-24-40	19	22	9	2	7	43	46	--	89
UW-Milwaukee		27-53	.509	3-13	.231	14-22	.636	8-17-25	19	10	13	0	5	32	39	--	71
Wisconsin	Wad, Tuck, Wil, Owe, Har	20-51	.392	1-12	.083	22-32	.688	13-22-35	12	11	7	2	4	32	31	--	63
Marquette		22-53	.415	9-18	.500	6-9	.667	11-23-34	23	4	14	4	2	32	27	--	59
Wisconsin	Wad, Tuck, Wil, Owe, Har	22-52	.423	8-21	.381	19-28	.679	14-25-39	16	20	13	7	8	39	32	--	71
vs. Ohio		18-47	.383	4-11	.364	8-13	.615	7-19-26	20	9	18	2	8	26	22	--	48
Wisconsin	Wad, Wil, Helm, Owe, Har	18-48	.375	6-21	.286	14-18	.778	8-16-24	16	9	10	4	6	32	24	--	56
@ Alabama		25-48	.521	5-11	.455	16-20	.800	10-24-34	17	8	11	3	4	33	38	--	71
Wisconsin	Wad, Wil, Helm, Owe, Har	29-58	.500	2-9	.222	15-25	.600	12-28-40	16	12	11	1	10	36	39	--	75
College of Charleston		16-51	.314	6-21	.286	11-16	.688	8-22-30	21	8	18	6	5	20	29	--	49
Wisconsin	Wad, Wil, Helm, Owe, Har	29-59	.492	10-23	.435	11-14	.786	11-28-39	16	21	5	7	4	37	42	--	79
Indiana		16-55	.291	2-11	.182	11-19	.579	13-20-33	18	9	10	0	1	15	30	--	45
Wisconsin	Wad, Wil, Helm, Owe, Har	24-45	.533	5-14	.357	24-35	.686	10-16-26	13	15	11	3	11	41	36	--	77
Michigan State		22-44	.500	7-14	.500	13-13	1.000	5-18-23	27	14	17	1	6	31	33	--	64
Wisconsin	Wad, Wil, Helm, Owe, Har	18-47	.383	3-14	.214	12-19	.632	9-18-27	20	6	8	3	3	20	31	--	51
@ Purdue		15-42	.357	4-10	.400	19-23	.826	6-22-28	20	9	7	1	3	24	29	--	53
Wisconsin	Wil, Helm, Morl, Wad, Har	27-56	.482	6-13	.462	14-16	.875	12-25-37	12	19	10	5	3	35	39	--	74
Michigan		26-59	.441	4-14	.286	7-12	.583	10-19-29	19	11	9	4	2	34	29	--	63
Wisconsin	Wil, Helm, Morl, Wad, Har	27-52	.519	7-15	.467	15-25	.600	10-26-36	17	9	12	4	7	38	38	--	76
Illinois		19-52	.365	2-15	.133	16-19	.842	10-18-28	24	9	15	3	3	30	26	--	56
Wisconsin	Wil, Helm, Morl, Wad, Har	26-54	.481	9-19	.474	8-14	.571	7-17-24	24	13	13	3	12	37	32	--	69
@ Ohio State		20-50	.400	2-9	.222	15-25	.600	17-24-41	19	8	21	2	8	27	30	--	57
Wisconsin	Wil, Helm, Morl, Owe, Har	24-52	.462	7-21	.333	25-33	.758	12-18-30	14	15	12	2	9	33	47	--	80
Minnesota		27-48	.563	2-6	.333	10-13	.769	5-21-26	24	15	18	4	8	26	40	--	66
Wisconsin	Wil, Helm, Morl, Owe, Har	19-53	.358	5-17	.294	8-9	.889	13-16-29	16	17	12	1	5	19	32	--	51
@ Northwestern		21-41	.512	8-17	.471	19-21	.905	6-22-28	14	16	13	4	8	36	33	--	69
Wisconsin	Wil, Morl, Owe, Han, Har	22-56	.393	7-24	.292	3-6	.500	12-18-30	12	14	13	2	6	32	22	--	54
@ Iowa		21-51	.412	7-16	.438	3-4	.750	13-25-38	11	9	19	2	6	25	27	--	52
Wisconsin	Wil, Helm, Morl, Owe, Har	20-43	.465	6-14	.429	32-38	.842	9-27-36	21	12	10	3	5	36	42	--	78
Ohio State		18-48	.375	5-15	.333	7-17	.412	9-19-28	32	5	14	4	3	28	20	--	48
Wisconsin	Wad, Wil, Helm, Owe, Har	24-48	.500	4-11	.364	5-8	.625	9-17-26	20	13	17	3	7	28	29	--	57
@ Illinois		18-42	.429	8-19	.421	21-27	.778	8-17-25	12	8	12	3	10	30	35	--	65
Wisconsin	Wad, Wil, Mad, Owe, Har	21-56	.375	3-20	.150	14-18	.778	11-16-27	21	5	10	2	3	30	29	--	59
@ Michigan		25-43	.581	4-11	.364	17-20	.850	4-25-29	18	12	14	5	5	38	33	--	71
Wisconsin	Wad, Wil, Mad, Owe, Har	24-57	.421	8-23	.348	12-16	.750	16-19-35	12	19	7	4	8	30	38	--	68
Penn State		18-49	.367	2-12	.167	7-8	.875	12-18-30	18	8	14	0	2	22	23	--	45
Wisconsin	Wad, Wil, Mad, Owe, Har	31-60	.517	7-20	.350	13-16	.813	16-22-38	14	19	7	1	7	29	53	--	82
Purdue		16-43	.372	2-8	.250	12-16	.750	6-13-19	19	7	14	1	1	21	25	--	46
Wisconsin	Wad, Wil, Mad, Owe, Har	23-55	.418	7-21	.333	15-18	.833	9-29-38	12	7	12	2	6	35	17	16	68
@ Michigan State		24-61	.393	8-18	.444	8-11	.727	9-24-33	18	12	10	1	9	30	22	12	64
Wisconsin	Wad, Wil, Mad, Owe, Har	24-49	.490	6-17	.353	16-23	.696	9-24-33	11	10	8	3	5	33	37	--	70
@ Indiana		20-58	.345	6-26	.231	6-9	.667	16-19-35	17	11	11	1	4	18	34	--	52
Wisconsin	Wad, Wil, Mad, Owe, Har	26-58	.448	5-14	.357	9-15	.600	11-20-31	10	12	10	0	13	30	36	--	66
vs. Minnesota		23-54	.426	3-15	.200	3-5	.600	13-22-35	14	12	19	3	5	22	30	--	52
Wisconsin	Wad, Wil, Mad, Owe, Har	23-49	.469	9-21	.429	13-19	.684	10-19-29	13	12	5	3	1	30	38	--	68
vs. Michigan State		26-48	.542	5-11	.455	9-11	.818	4-21-25	19	12	5	4	5	35	31	--	66
Wisconsin	Wad, Wil, Mad, Owe, Har	24-45	.533	4-15	.267	18-24	.750	9-25-34	19	8	12	4	7	35	35	--	70
vs. Illinois		16-49	.327	6-17	.353	15-24	.625	12-15-27	19	8	12	2	6	23	30	--	53
Wisconsin	Wad, Wil, Mad, Owe, Har	25-51	.490	8-18	.444	18-24	.750	11-18-29	11	14	9	3	7	25	51	--	76
vs. Richmond		25-54	.463	7-16	.438	7-13	.538	13-16-29	19	17	14	3	8	32	32	--	64
Wisconsin	Wad, Wil, Mad, Owe, Har	17-48	.354	8-18	.444	13-17	.765	7-24-31	20	9	13	3	4	26	29	--	55
vs. Pittsburgh		21-59	.356	2-10	.200	15-19	.789	15-25-40	17	10	9	3	7	26	33	--	59

2003-04 SEASON REVIEW

2003-04 Team Highs/Lows

Wisconsin Highs

POINTS: 89 vs. UW-Milwaukee (12/13/03)
FIELD GOALS MADE: 34 vs. UW-Milwaukee (12/13/03)
FIELD GOAL ATTEMPTS: 67 vs. UW-Milwaukee (12/13/03)
FIELD GOAL PCT.: .540 (27-50) vs. UW-Green Bay (12/10/03)
3-PT FIELD GOALS MADE: 10 at Maryland (12/2/03) and vs. Indiana (1/6/04)
3-PT FG ATTEMPTS: 24 at Iowa (2/11/04)
3-PT FG PCT.: .474 (9-19) at Ohio State (1/28/04)
FREE THROWS MADE: 34 vs. Eastern Illinois (11/25/03)
FREE THROW ATTEMPTS: 41 vs. Eastern Illinois (11/25/03)
FREE THROW PCT.: .889 (8-9) at Northwestern (2/7/04)
REBOUNDS: 43 at Penn (11/21/03)
ASSISTS: 22 vs. UW-Milwaukee (12/13/03)
STEALS: 13 vs. Minnesota (3/12/04)
BLOCKED SHOTS: 7 vs. Ohio (12/27/03) and vs. Indiana (1/6/04)
TURNOVERS: 17 at Illinois (2/18/04)
FOULS: 24 at Ohio State (1/28/04)

Wisconsin Lows

POINTS: 51 at Purdue (1/14/04) and at Northwestern (2/7/04)
FIELD GOALS MADE: 17 vs. Rutgers (11/29/03) and vs. Pittsburgh (3/21/04)
FIELD GOAL ATTEMPTS: 43 vs. Ohio State (2/14/04)
FIELD GOAL PCT.: .354 (17-48) vs. Pittsburgh (3/21/04)
3-PT FIELD GOALS MADE: 1 at Penn (11/21/03) and vs. Marquette (12/20/03)
3-PT FG ATTEMPTS: 9 vs. College of Charleston (1/3/04)
3-PT FG PCT.: .071 (1-14) at Penn (11/21/03)
FREE THROWS MADE: 3 at Iowa (2/11/04)
FREE THROW ATTEMPTS: 6 at Iowa (2/11/04)
FREE THROW PCT.: .500 (3-6) at Iowa (2/11/04)
REBOUNDS: 24 at Alabama (12/30/03) and at Ohio State (1/28/04)
ASSISTS: 5 at Michigan (2/22/04)
STEALS: 3, three times, MR at Michigan (2/22/04)
BLOCKED SHOTS: 0 vs. Minnesota (3/12/04)
TURNOVERS: 5 vs. Indiana (1/6/04)
FOULS: 10 vs. Minnesota (3/12/04)

Opponent Highs

POINTS: 73 at Maryland (12/2/03)
FIELD GOALS MADE: 30 at Maryland (12/2/03)
FIELD GOAL ATTEMPTS: 62 at Maryland (12/2/03)
FIELD GOAL PCT.: .581 (25-43) at Michigan (2/22/04)
3-PT FIELD GOALS MADE: 9 vs. Marquette (12/20/03)
3-PT FG ATTEMPTS: 26 at Indiana (3/6/04)
3-PT FG PCT.: .500 (9-18) vs. Marquette (12/20/03) and (7-14) vs. Michigan State (1/10/04)
FREE THROWS MADE: 21 at Illinois (2/18/04)
FREE THROW ATTEMPTS: 27 at Illinois (2/18/04)
FREE THROW PCT.: 1.000 (13-13) vs. Michigan State (1/10/04)
REBOUNDS: 41 at Maryland (12/2/03) and at Ohio State (1/28/04)
ASSISTS: 17 vs. Richmond (3/19/04)
STEALS: 12 at Maryland (12/2/03)
BLOCKED SHOTS: 10 at Maryland (12/2/03)
TURNOVERS: 23 vs. Eastern Illinois (11/25/03) and vs. Rutgers (11/29/03)
FOULS: 32 vs. Ohio State (2/14/04)

Opponent Lows

POINTS: 42 vs. Detroit (12/6/03)
FIELD GOALS MADE: 15 vs. Detroit (12/6/03) and at Purdue (1/14/04)
FIELD GOAL ATTEMPTS: 41 at Northwestern (2/7/04)
FIELD GOAL PCT.: .291 (16-55) vs. Indiana (1/6/04)
3-PT FIELD GOALS MADE: 2, nine times, MR vs. Pittsburgh (3/21/04)
3-PT FG ATTEMPTS: 6 vs. Minnesota (2/4/04)
3-PT FG PCT.: .133 (2-15) vs. Illinois (1/24/04)
FREE THROWS MADE: 3, three times, MR vs. Minnesota (3/12/04)
FREE THROW ATTEMPTS: 4 at Penn (11/21/03) and at Iowa (2/11/04)
FREE THROW PCT.: .333 (4-12) vs. Rutgers (11/29/03)
REBOUNDS: 19 vs. Purdue (2/29/04)
ASSISTS: 4 vs. Marquette (12/20/03)
STEALS: 1 vs. Indiana (1/6/04) and vs. Purdue (2/29/04)
BLOCKED SHOTS: 0, three times, MR vs. Penn State (2/25/04)
TURNOVERS: 7 at Purdue (1/14/04)
FOULS: 11 at Iowa (2/11/04)

2003-04 Individual Superlatives

	WISCONSIN	OPPONENTS
Points	38, Devin Harris vs. Minnesota (2/4/04)	31, Deron Williams, Illinois (2/18/04)
Field Goals	10, Mike Wilkinson vs. Illinois (1/24/04) 10, Devin Harris vs. Minnesota (2/4/04) 10, Devin Harris vs. Illinois (3/14/04)	12, Kris Humphries, Minnesota (2/4/04)
Field Goal Attempts	20, Devin Harris at Maryland (12/2/03) 20, Devin Harris at Michigan (2/22/04)	21, Kris Humphries, Minnesota (2/4/04)
FG Pct. (5 made)	.875 (7-8), Freddie Owens vs. Eastern Illinois (11/25/03)	.833 (5-6), Shannon Brown, Michigan State (3/13/04)
3-Point FG	5, Devin Harris at Maryland (12/2/03) 5, Clayton Hanson vs. Michigan (1/21/04) 5, Devin Harris at Ohio State (1/28/04) 5, Devin Harris vs. Minnesota (2/4/04) 5, Devin Harris vs. Penn State (2/25/04) 5, Devin Harris at Indiana (3/6/04) 5, Devin Harris vs. Michigan State (3/13/03) 5, Devin Harris vs. Pittsburgh (3/21/04)	5, Deron Williams, Illinois (2/18/04) 5, Chris Hill, Michigan State (3/2/04)
3-Pt. FG Pct. (3 made)	1.000 (4-4), Freddie Owens vs. Eastern Illinois (11/25/03) 1.000 (3-3), Mike Wilkinson vs. UW-Milwaukee (12/13/03)	.750 (3-4), Bernard Robinson, Michigan (2/22/04) .750 (3-4), Reggie Brown, Richmond (3/19/04)
Free Throws Made	16, Devin Harris vs. Ohio State (2/14/04)	10, Kenneth Lowe, Purdue (1/14/04)
Free Throw Attempts	18, Devin Harris vs. Ohio State (2/14/04)	10, Ernest Shelton, Alabama (12/30/03) 10, Kenneth Lowe, Purdue (1/14/04) 10, Carl Krauser, Pittsburgh (3/21/04)
FT Pct. (6 made)	1.000 (8-8), Devin Harris at Alabama (12/30/03) 1.000 (6-6), Boo Wade vs. Michigan (1/21/04)	1.000 (10-10), Kenneth Lowe, Purdue (1/14/04) 1.000 (8-8), T.J. Parker, Northwestern (2/7/04) 1.000 (8-8), Deron Williams, Illinois (2/18/04) 1.000 (6-6), Paul Davis, Michigan State (1/10/04) 1.000 (6-6), Lester Abram, Michigan (2/22/04)
Rebounds	12, Mike Wilkinson vs. Purdue (2/29/04)	14, Chevon Troutman, Pittsburgh (3/21/04)
Assists	9, Devin Harris vs. Detroit (12/6/03) 9, Devin Harris vs. UW-Milwaukee (12/13/03) 9, Devin Harris vs. Indiana (1/6/04)	9, John Gilcrist, Maryland (12/2/03)
Blocked Shots	5, Mike Wilkinson vs. Indiana (1/6/04)	5, Mike Benton, College of Charleston (1/3/04)
Steals	5, Mike Wilkinson vs. Rutgers (11/29/03) 5, Devin Harris at Ohio State (1/28/04)	5, Ben Johnson, Minnesota (2/4/04)
Minutes Played	44, Devin Harris at Michigan State (3/2/04)	41, John Gilcrist, Maryland (12/2/03) 41, Chris McCray, Maryland (12/2/03)

**Maryland 73,
Wisconsin 67 (ot)**

(Dec. 2, Comcast Center - 17,940)

UW	MP	FG	3P	FT	R	F	A	TO	TP
Wilkinson	40	3-9	2-4	6-8	9	2	5	4	14
Mader	3	0-0	0-0	0-0	1	1	0	0	0
Wade	38	4-10	0-0	0-0	4	4	2	1	8
Owens	37	3-8	1-2	1-2	5	2	1	2	8
Harris	42	7-20	5-12	5-7	5	2	7	3	24
Ukawuba	2	0-0	0-0	0-0	0	1	0	0	0
Nixon	13	0-2	0-2	0-1	0	2	0	1	0
Hanson	12	1-2	1-1	0-0	1	2	0	0	3
Helmigk	7	0-0	0-0	1-2	1	0	0	1	1
Taylor	1	0-0	0-0	0-0	1	0	0	0	0
Morley	30	4-10	1-2	0-0	7	4	2	2	9
team					6				
TOTALS	225	22-61	10-23	13-20	40	20	17	14	67
		(.361)	(.435)	(.650)					

Blocks (3): Morley 2, Wade 1
Steals (5): Wilkinson 2, Wade 1, Morley 1

Maryland	MP	FG	3P	FT	R	F	A	TO	TP
Garrison	19	3-6	0-0	0-1	4	5	0	1	6
Caner-Medley	38	3-8	0-1	1-2	4	4	0	0	7
Smith	40	10-18	1-2	4-6	12	2	1	5	25
Gilchrist	41	5-11	0-2	2-2	7	2	9	1	12
McCray	41	6-8	1-2	3-4	1	3	2	3	16
Collins	4	0-2	0-1	0-2	0	1	0	0	0
Strawberry	26	1-4	0-1	1-2	5	0	0	0	3
Ibekwe	10	2-4	0-0	0-2	1	3	0	1	4
Fofana	6	0-1	0-0	0-0	2	0	0	0	0
team					5				
TOTALS	225	30-62	2-9	11-21	41	20	12	11	73
		(.484)	(.222)	(.524)					

Blocks (10): Caner-Medley 4, Garrison 2, Strawberry 2, Smith 1, Ibekwe 1
Steals (12): Strawberry 4, McCray 3, Ibekwe 2, Smith 1, Gilchrist 1, Fofana 1

Halftime: Maryland 30, Wisconsin 22
End of Regulation: Maryland 61, Wisconsin 61
Officials: Wood, Edsall, Maxwell

Game Notes

Key Plays
• The Badgers, who trailed by seven points with 3:03 left, took a one-point lead when Mike Wilkinson hit a three-pointer with 12 seconds left. UM's John Gilchrist missed a runner but Nik Caner-Medley grabbed the rebound and was fouled. He made one of two free throws to send the game into overtime.

Key Stats
• Maryland forced UW into a season-high 14 turnovers.

Notables
• Devin Harris tied a career high with 24 points, making 5-7 three-pointers in the second half.

**Wisconsin 68,
Detroit 42**

(Dec. 6, Kohl Center - 17,142)

UW	MP	FG	3P	FT	R	F	A	TO	TP
Wilkinson	25	2-6	1-4	3-4	4	1	1	1	8
Helmigk	22	5-6	0-0	2-2	4	3	2	2	12
Wade	30	1-2	1-1	3-4	4	1	2	2	6
Owens	27	6-9	1-3	0-0	3	0	1	0	13
Harris	33	4-7	1-3	4-5	4	1	9	0	13
Ukawuba	5	0-0	0-0	0-0	0	1	0	0	0
Nixon	6	0-1	0-1	0-0	1	2	0	1	0
Hanson	19	2-4	2-3	0-0	0	0	1	0	6
Taylor	5	0-4	0-2	0-0	0	2	0	0	0
Mader	3	0-2	0-0	0-0	2	0	0	0	0
Morley	25	3-6	1-3	3-4	7	2	1	2	10
team					4				
TOTALS	200	23-47	7-20	15-19	33	13	17	8	68
		(.489)	(.350)	(.789)					

Blocks (1): Hanson 1
Steals (6): Harris 2, Wade 2, Hanson 1, Helmigk 1

Detroit	MP	FG	3P	FT	R	F	A	TO	TP
Wallace	25	2-5	0-0	1-3	4	3	1	2	5
Warren	29	1-7	1-4	0-0	0	0	0	2	3
Covile	9	0-0	0-0	0-0	0	4	0	0	0
Harris	35	6-10	3-6	3-5	4	3	0	2	18
Thues	29	3-11	1-5	1-3	2	2	4	2	8
Twyman	15	0-1	0-0	0-0	2	1	1	1	0
Headen	20	1-1	0-0	0-0	1	3	0	2	2
Green	19	2-6	0-1	2-2	4	1	0	1	6
Baker	19	0-1	0-0	0-0	4	0	2	2	0
team					3				
TOTALS	200	15-42	5-16	7-13	24	17	8	14	42
		(.357)	(.313)	(.538)					

Blocks (3): Twyman 1, Headen 1, Baker 1
Steals (4): Wallace 1, Thues 1, Twyman 1, Green 1

Halftime: Wisconsin 30, Detroit 20
Officials: Sanzere, Skiles, Wymer

Game Notes

Key Plays
• Wisconsin held Detroit to just 12 points over the final 15:22 of the first half. The Badgers then outscored UD 16-5 to open the second half and led by at least 20 points over the final 12:48.

Key Stats
• The Badgers made 12-20 (.600) field goals in the first half. The seven UW players who played double-digit minutes shot 23-40 (.575) from the field.

Notables
• Devin Harris dished out a personal-best nine assists (against no turnovers).
• Andreas Helmigk started the first game of his career and recorded career highs in points (12) and minutes (22).

**Wisconsin 73,
UW-Green Bay 57**

(Dec. 10, Kohl Center - 17,142)

UW	MP	FG	3P	FT	R	F	A	TO	TP
Helmigk	12	3-5	0-0	0-3	1	3	1	1	6
Wilkinson	32	5-9	0-2	2-6	3	0	2	0	12
Wade	29	3-5	0-1	0-0	3	2	5	1	6
Owens	32	5-9	1-1	5-7	5	0	1	1	16
Harris	28	6-11	3-6	3-4	3	3	3	1	18
Nixon	5	1-1	0-0	0-0	1	2	0	2	2
Hanson	20	0-1	0-0	2-4	2	1	1	0	2
Tucker	12	1-2	1-1	2-3	0	2	1	1	5
Morley	30	3-7	0-1	0-0	10	1	1	0	6
team					0				
TOTALS	200	27-50	5-12	14-27	28	14	15	7	73
		(.540)	(.417)	(.519)					

Blocks (4): Wilkinson 3, Morley 1
Steals (10): Wade 4, Wilkinson 2, Owens 2, Harris 1, Morley 1

UW-GB	MP	FG	3P	FT	R	F	A	TO	TP
Koenig	22	1-2	0-0	0-0	1	3	0	1	2
Lawrence	18	2-2	1-1	0-0	2	2	0	4	5
Rohde	33	3-5	1-1	0-0	1	2	2	2	7
Parker	24	3-6	0-1	3-4	2	2	3	1	9
Morris	26	4-6	1-2	2-3	1	4	1	4	11
Evanochko	7	1-1	0-0	0-0	2	1	0	0	2
Mendiburu	32	3-6	0-1	1-1	6	1	4	4	7
Hughes	18	3-6	0-0	0-1	5	3	0	0	6
King	20	4-10	0-2	0-0	3	4	1	1	8
team					2				
TOTALS	200	24-44	3-8	6-9	25	22	11	17	57
		(.545)	(.375)	(.667)					

Blocks (2): Morris 2
Steals (2): Morris 1, Mendiburu 1

Halftime: Wisconsin 40, UW-Green Bay 25
Officials: McDonald, Crawford, Maracich

Game Notes

Key Plays
• Devin Harris committed his second foul of the game with 11:55 remaining in the first half and sat out the remainder of the period. With Boo Wade playing point guard, Wisconsin extended a six-point lead to a 15-point cushion at halftime.
• The Badgers outscored UWGB 15-5 over the final 6:46.

Key Stats
• UW shot a season-high 54.0 percent from the field.
• Wisconsin won the turnover battle 17-7.

Notables
• Zach Morley grabbed 10 rebounds, the first double-digit rebound game of his UW career.
• Alando Tucker scored five points in 12 minutes in his first action of the season.

2003-04 SEASON REVIEW

Wisconsin 89, UW-Milwaukee 71

(Dec. 13, Kohl Center - 17,142)

UW	MP	FG	3P	FT	R	F	A	TO	TP
Helmigk	18	0-5	0-1	0-0	2	2	0	0	0
Wilkinson	32	5-7	3-3	5-6	3	1	1	3	18
Wade	29	5-10	1-3	0-0	4	2	4	2	11
Owens	27	3-8	1-2	0-0	9	3	0	1	7
Harris	31	5-10	0-4	3-3	5	4	9	1	13
Ukawuba	1	0-0	0-0	0-0	0	2	0	0	0
Nixon	10	3-3	2-2	0-0	2	0	0	0	8
Hanson	22	3-6	1-4	0-2	1	1	3	0	7
Taylor	1	0-1	0-1	0-0	0	0	1	0	0
Mader	1	0-0	0-0	0-0	0	0	0	0	0
Tucker	13	5-8	0-0	2-3	6	1	0	1	12
Morley	15	5-9	0-3	3-3	6	3	4	1	13
team					2				
TOTALS	200	34-67	8-23	13-17	40	19	22	9	89
		(.507)	(.348)	(.765)					

Blocks (2): Wilkinson 2
Steals (7): Wilkinson 3, Owens 1, Harris 1, Hanson 1, Morley 1

UW-M	MP	FG	3P	FT	R	F	A	TO	TP
Tucker	26	5-8	0-0	3-5	3	4	1	5	13
Page	30	6-13	2-4	2-2	5	2	0	0	16
Tigert	29	4-4	0-0	1-1	3	2	2	2	9
Hill	33	5-10	0-3	2-5	7	2	4	1	12
McCants	24	3-8	1-5	0-0	2	5	2	2	7
Freeman	5	0-1	0-0	0-0	0	1	0	0	0
Czechowicz	1	0-0	0-0	0-0	0	0	0	0	0
Pancratz	13	2-3	0-1	2-3	1	2	1	1	6
Kadima	16	0-1	0-0	2-2	1	1	0	0	2
Wright	2	0-0	0-0	0-0	0	0	0	1	0
Finley	1	0-1	0-0	0-0	0	0	0	0	0
Hokenson	1	0-0	0-0	0-0	0	0	0	0	0
Mielke	19	2-4	0-0	2-4	3	1	0	0	6
team					0				
TOTALS	200	27-53	3-13	14-22	25	19	10	13	71
		(.509)	(.231)	(.636)					

Blocks (0):
Steals (5): Hill 3, Page 1, Kadima 1

Halftime: Wisconsin 43, UW-Milwaukee 32
Officials: Welmer, Clark, Skiles

Game Notes

Key Plays

• Midway through the second half, Wisconsin used a 16-4 run to extend a nine-point lead into a 21-point advantage with 7:15 left.

Key Stats

• The Badgers recorded 22 assists, their highest total since Dec. 28, 1995.
 • Five Badgers scored in double figures, the first time that happened since Dec. 7, 2002

Notables

• Devin Harris tied a career high with nine assists for the second time in three games.

Wisconsin 63, Marquette 59

(Dec. 20, Kohl Center - 17,142)

UW	MP	FG	3P	FT	R	F	A	TO	TP
Tucker	31	5-10	0-3	7-11	6	1	0	2	17
Wilkinson	35	3-6	0-1	3-7	10	2	1	0	9
Wade	29	2-5	0-1	2-2	2	2	1	2	6
Owens	33	2-7	0-2	3-4	2	2	1	0	7
Harris	36	6-18	0-3	3-4	4	2	5	1	15
Nixon	2	0-0	0-0	0-0	1	0	0	0	0
Hanson	5	0-1	0-1	0-0	1	1	0	0	0
Helmigk	5	0-0	0-0	0-0	1	1	0	0	0
Morley	24	2-4	1-1	4-4	7	1	3	2	9
team					1				
TOTALS	200	20-51	1-12	22-32	35	12	11	7	63
		(.392)	(.083)	(.688)					

Blocks (2): Wilkinson 1, Morley 1
Steals (4): Harris 3, Wilkinson 1

Marq.	MP	FG	3P	FT	R	F	A	TO	TP
Merritt	29	3-10	0-1	1-2	8	1	0	5	7
Novak	30	4-11	2-4	2-2	5	4	1	0	12
Sanders	19	1-1	0-0	0-0	4	4	0	0	2
Chapman	26	3-6	1-2	0-2	4	3	0	2	7
Diener	33	6-17	4-8	3-3	5	3	2	19	
Townsend	14	1-1	0-0	0-0	2	2	0	1	2
Christian	3	0-0	0-0	0-0	0	0	0	0	0
Bradley	16	4-6	2-3	0-0	0	2	0	1	10
Gries	2	0-0	0-0	0-0	0	1	0	1	0
Mason	15	0-1	0-0	0-0	1	0	0	0	0
Grimm	7	0-0	0-0	0-0	0	2	0	0	0
Jackson	6	0-0	0-0	0-0	1	1	0	2	0
team					4				
TOTALS	200	22-53	9-18	6-9	34	23	4	14	59
		(.415)	(.500)	(.667)					

Blocks (4): Townsend 2, Christian 1, Jackson 1
Steals (2): Novak 1, Chapman 1

Halftime: Wisconsin 32, Marquette 32
Officials: O'Neill, Higgins, Janssen

Game Notes

Key Plays

• With 23 seconds left and UW leading by two, Mike Wilkinson forced Scott Merritt into a travel. After Freddie Owens made one of two free throws, Steve Novak missed a three-pointer that could have tied the score with 13 seconds remaining. Alando Tucker then sealed the game with a free throw.

Key Stats

• Wisconsin outscored Marquette 22-6 at the free throw line, and had 23 more free throw attempts than the Golden Eagles.
 • MU had just four assists and turned the ball over 14 times, compared to seven for UW.

Notables

• Alando Tucker scored 17 points in his first start of the season.

Wisconsin 71, Ohio 48

(Dec. 27, Gund Arena - 4,590)

UW	MP	FG	3P	FT	R	F	A	TO	TP
Tucker	27	8-13	2-3	4-5	6	3	0	1	22
Wilkinson	33	4-10	1-4	1-2	9	1	4	0	10
Wade	29	1-3	1-2	1-4	6	2	5	1	4
Owens	19	1-5	1-2	0-0	0	1	0	3	3
Harris	36	3-8	1-6	7-8	7	4	6	5	14
Ukawuba	1	0-0	0-0	0-0	0	1	1	0	0
Nixon	6	0-1	0-0	0-0	0	0	0	0	0
Hanson	12	0-2	0-1	0-0	0	0	0	0	0
Helmigk	9	0-2	0-0	1-4	3	0	1	1	1
Taylor	1	1-1	1-1	0-0	0	0	0	0	3
Mader	1	0-0	0-0	0-0	0	1	0	0	0
Morley	26	4-7	1-2	5-5	3	3	3	2	14
team					5				
TOTALS	200	22-52	8-21	19-28	39	16	20	13	71
		(.423)	(.381)	(.679)					

Blocks (7): Wilkinson 3, Morley 3, Wade 1
Steals (8): Harris 4, Tucker 2, Wilkinson 2

Ohio	MP	FG	3P	FT	R	F	A	TO	TP
Harburt	30	3-10	0-0	2-4	5	4	1	3	8
Halbert	30	2-8	1-4	0-0	3	3	2	3	5
Barrett	16	2-2	0-0	0-0	0	4	0	2	4
Gladney	21	1-2	0-0	2-2	2	1	2	3	4
Stephens	31	5-11	2-4	1-2	2	1	1	1	13
Davis	11	0-2	0-0	0-1	0	1	1	0	0
Bridgewater	5	0-1	0-0	0-0	0	1	0	0	0
Annen	11	0-0	0-0	3-4	2	0	0	0	3
McGowen	18	1-2	0-0	0-0	2	2	1	1	2
Harris	27	4-9	1-3	0-0	6	3	1	5	9
team					4				
TOTALS	200	18-47	4-11	8-13	26	20	9	18	48
		(.383)	(.364)	(.615)					

Blocks (2): Barrett 1, Annen 1
Steals (2): Harburt 3, Gladney 2, Harris 2, McGowen 1

Halftime: Wisconsin 39, Ohio 26
Officials: Fouser, Wymer, Saunderson

Game Notes

Key Plays

• Devin Harris made a steal at the 7:18 mark as Ohio had a chance to cut the lead to single digits. Wisconsin outscored OU 19-6 the rest of the way.

Key Stats

• The Badgers shot 15 more free throws than Ohio and scored 11 more points from the charity stripe.
 • UW made five of its first eight three-pointers.

Notables

• Alando Tucker scored a season-high 22 points, his first 20-point effort since Dec. 21, 2002.

Alabama 71, Wisconsin 56

(Dec. 30, Coleman Coliseum - 10,714)

UW	MP	FG	3P	FT	R	F	A	TO	TP
Helmigk	11	2-2	0-0	0-0	1	3	0	0	4
Wilkinson	17	1-4	0-1	0-0	2	3	0	1	2
Wade	35	2-4	0-1	4-4	4	1	2	1	8
Owens	28	2-9	0-3	0-0	0	3	1	0	4
Harris	37	5-12	4-8	8-8	2	1	4	3	22
Nixon	9	1-2	1-1	0-0	0	1	0	0	3
Hanson	17	2-6	1-5	1-2	1	1	1	0	6
Mader	20	2-4	0-0	0-2	7	1	0	1	4
Morley	26	1-5	0-2	1-2	3	2	1	4	3
team									4
TOTALS	200	18-48	6-21	14-18	24	16	9	10	56
		(.375)	(.286)	(.778)					

Blocks (4): Morley 2, Helmigk 1, Wade 1

Steals (6): Harris 2, Wade 2, Wilkinson 1, Morley 1

BAMA	MP	FG	3P	FT	R	F	A	TO	TP
Davis	30	8-16	0-0	5-7	7	2	1	2	21
Winston	34	5-11	0-1	2-2	3	2	4	2	12
Davidson	23	4-5	0-0	0-1	5	2	1	1	8
Shelton	35	4-8	3-6	9-10	4	1	2	0	20
Pettway	25	1-2	0-0	0-0	3	5	0	1	2
Thomas	26	2-5	2-4	0-0	4	1	0	2	6
Brock	12	1-1	0-0	0-0	5	2	0	1	2
Smith	15	0-0	0-0	0-0	2	2	0	2	0
team									1
TOTALS	200	25-48	5-11	16-20	34	17	8	11	71
		(.521)	(.455)	(.800)					

Blocks (3): Davis 2, Davidson 1

Steals (4): Winston 3, Thomas 1

Halftime: Alabama 33, Wisconsin 32

Officials: Valentine, Eades, Smith

Game Notes

Key Plays

- Alabama went on a 20-5 run from the 15:02 mark of the second half until 6:04 remained in the game to turn a three-point lead into a 61-45 advantage.

Key Stats

- Mike Wilkinson played just 17 minutes as he picked up his second foul just 2:22 into the game and didn't play the rest of the first half.
- Alabama's starting frontcourt combined for 41 points while UW's starting forwards combined for just six points.

Notables

- Devin Harris recorded the ninth 20-point scoring game of his career.
- Starting forward Alando Tucker sat out the game with a right foot injury.

Wisconsin 75, College of Charleston 49

(Jan. 3, Kohl Center - 17,142)

UW	MP	FG	3P	FT	R	F	A	TO	TP
Helmigk	17	3-7	0-0	0-0	4	3	1	1	6
Wilkinson	32	6-10	1-4	2-3	8	1	2	1	15
Wade	31	0-4	0-1	3-4	4	2	3	0	3
Owens	18	2-5	0-0	2-2	1	2	2	2	6
Harris	35	7-11	1-3	4-11	7	2	2	3	19
Ukawuba	8	0-2	0-0	0-0	0	1	0	0	0
Nixon	17	2-5	0-1	0-0	2	0	1	1	4
Hanson	11	0-0	0-0	0-0	0	0	1	0	0
Taylor	2	1-2	0-0	0-0	0	0	0	1	0
Mader	4	1-1	0-0	0-0	2	2	0	0	2
Morley	25	7-11	0-0	4-5	7	3	0	2	18
team									5
TOTALS	200	29-58	2-9	15-25	40	16	12	11	75
		(.500)	(.222)	(.600)					

Blocks (1): Wilkinson 1

Steals (10): Harris 2, Helmigk 2, Wilkinson 2, Hanson 2, Morley 1, Wade 1

CofC	MP	FG	3P	FT	R	F	A	TO	TP
Mobley	31	3-14	1-3	0-0	6	2	0	1	7
Benton	20	2-2	0-0	7-8	6	4	0	0	11
Mitchell	34	2-6	1-4	1-2	3	3	4	5	6
S. Jackson	27	3-10	0-3	1-2	4	3	0	3	7
Johnson	29	2-7	2-6	0-0	2	4	0	2	6
Hollis	3	0-1	0-0	0-0	1	0	0	1	0
Draper	16	1-2	1-2	0-0	0	3	3	1	3
B. Jackson	13	0-3	0-0	0-0	4	2	0	1	0
Swain	11	1-4	0-2	2-4	2	0	0	2	4
Weurding	13	2-2	1-1	0-0	2	0	1	2	5
Horowitz	3	0-0	0-0	0-0	0	0	0	0	0
team									0
TOTALS	200	16-51	6-21	11-16	30	21	8	18	49
		(.314)	(.286)	(.688)					

Blocks (6): Benton 5, Horowitz 1

Steals (5): Johnson 2, Mobley 1, S. Jackson 1, B. Jackson 1

Halftime: Wisconsin 36, College of Charleston 20

Officials: Steed, Smith, Yorkovich

Game Notes

Key Plays

- Over the final 10:15 of the first half, UW outscored the College of Charleston 21-6 to go into halftime with a 16-point lead.

Key Stats

- After making one of their first nine shots, the Badgers were 28-49 (.571) from the field.
- Wisconsin outscored the Cougars 48-16 in the paint.

Notables

- Zach Morley scored a career-high 18 points.
- Ike Ukawuba's eight minutes played were a personal best.

Wisconsin 79, Indiana 45

(Jan. 6, Kohl Center - 17,142)

UW	MP	FG	3P	FT	R	F	A	TO	TP
Helmigk	22	5-9	0-0	1-2	3	4	0	0	11
Wilkinson	29	6-10	4-6	4-4	10	1	4	0	20
Wade	33	3-4	0-1	2-3	3	0	4	1	8
Owens	24	1-6	0-3	0-0	3	2	0	0	2
Harris	36	5-13	3-8	2-2	5	2	9	0	15
Ukawuba	3	0-2	0-0	0-0	1	0	0	1	0
Nixon	19	3-4	2-3	0-0	4	1	0	1	8
Hanson	9	0-1	0-1	2-3	1	2	1	0	2
Taylor	2	1-1	0-0	0-0	0	1	0	0	2
Mader	5	0-2	0-0	0-0	0	1	0	1	0
Morley	18	5-7	1-1	0-0	6	2	3	1	11
team									3
TOTALS	200	29-59	10-23	11-14	39	16	21	5	79
		(.492)	(.435)	(.786)					

Blocks (7): Wilkinson 5, Helmigk 1, Morley 1

Steals (4): Harris 2, Wilkinson 1, Taylor 1

Indiana	MP	FG	3P	FT	R	F	A	TO	TP
Ewing, Jr.	17	2-3	0-0	0-2	3	1	0	1	4
Kline	19	4-8	0-0	4-5	1	2	0	1	12
Wright	37	2-15	0-2	3-4	6	3	2	4	7
Strickland	27	3-9	1-4	2-2	2	3	1	2	9
Tapak	21	1-4	1-4	0-0	2	1	1	1	3
Moye	35	3-12	0-0	1-4	13	3	0	0	7
Wilmington	3	0-0	0-0	0-0	0	1	0	1	0
Perry	31	0-3	0-1	1-2	3	2	5	0	1
Roberts	10	1-1	0-0	0-0	0	2	0	0	2
team									3
TOTALS	200	16-55	2-11	11-19	33	18	9	10	45
		(.291)	(.182)	(.579)					

Blocks (0):

Steals (1): Strickland 1

Halftime: Wisconsin 37, Indiana 15

Officials: Hightower, Hillary, Welmer

Game Notes

Key Plays

- The Badgers held Indiana scoreless for a span of 6:58, going on a 15-0 run to increase their lead to 23 points with less than two minutes remaining in the first half. Wisconsin led by less than 20 points just once the rest of the way.

Key Stats

- UW committed a season-low five turnovers, with two of them coming in the final 2:07 of the game.

Notables

- Mike Wilkinson recorded his first "double-double" of the season, tying a career high with 20 points and grabbing 10 rebounds.
- Devin Harris went over the 1,000-point plateau for his career.

**Wisconsin 77,
Michigan State 64**

(Jan. 10, Kohl Center - 17,142)

UW	MP	FG	3P	FT	R	F	A	TO	TP
Helmigk	15	1-2	0-0	0-0	2	4	1	1	2
Wilkinson	28	0-5	0-1	2-6	5	3	2	4	2
Wade	32	6-8	0-0	3-4	6	1	3	0	15
Owens	29	3-7	1-3	2-4	3	0	1	1	9
Harris	38	6-11	1-4	8-9	5	1	4	1	21
Nixon	20	2-3	1-2	1-2	1	2	2	1	6
Hanson	11	3-3	1-1	2-2	0	0	0	0	9
Morley	27	3-6	1-3	6-8	4	2	2	3	13
team									0
TOTALS	200	24-45	5-14	24-35	26	13	15	11	77
		(.533)	(.357)	(.686)					

Blocks (3): Wilkinson 2, Nixon 1
Steals (11): Morley 4, Harris 3, Helmigk 1,
 Wilkinson 1, Owens 1, Nixon 1

MSU	MP	FG	3P	FT	R	F	A	TO	TP
Anderson	35	3-6	2-3	0-0	4	4	4	3	8
Davis	22	3-6	0-0	6-6	4	4	2	1	12
Brown	21	3-7	1-1	0-0	2	4	2	2	7
Hill	31	4-8	3-5	2-2	3	5	3	2	13
Torbert	33	5-7	0-0	3-3	4	3	1	2	13
Johnson	10	0-1	0-0	0-0	2	2	1	1	0
Ager	24	3-8	1-5	2-2	1	0	1	1	9
Bogarakos	6	0-0	0-0	0-0	0	1	0	3	0
Naymick	3	0-0	0-0	0-0	0	0	0	0	0
Andreas	13	1-1	0-0	0-0	0	3	0	0	2
Ockerman	2	0-0	0-0	0-0	1	1	0	0	0
team									2
TOTALS	200	22-44	7-14	13-13	23	27	14	17	64
		(.500)	(.500)	(1.000)					

Blocks (1): Torbert 1
Steals (6): Davis 2, Hill 2, Brown 1, Torbert 1

Halftime: Wisconsin 41, Michigan State 31
Officials: Hightower, Monge, Crawford

Game Notes

- Key Plays**
- After trailing 17-5, Wisconsin went on a 13-0 run, holding Michigan State without a point for a span of 6:36. The UW's first lead came at the 8:53 mark.
 - The Badgers never led by less than seven after a 15-3 run that ended with 3:49 left in the first half.
- Key Stats**
- MSU hit their first eight shots from the field but made just 5-16 in the last 15:02 of the first half.
 - UW outscored the Spartans 34-16 in the paint and 28-11 off the bench.
- Notables**
- Boo Wade scored a career-high 15 points and tied a personal best with six rebounds.

**Purdue 53,
Wisconsin 51**

(Jan. 14, Mackey Arena - 11,933)

UW	MP	FG	3P	FT	R	F	A	TO	TP
Wade	34	4-9	0-2	0-0	1	1	1	4	8
Wilkinson	38	2-8	0-2	8-12	9	1	1	1	12
Helmigk	13	1-5	0-0	0-0	2	4	1	1	2
Owens	29	3-5	0-0	0-1	6	4	1	0	6
Harris	40	4-10	1-6	3-4	5	3	2	0	12
Nixon	21	3-5	2-3	1-2	1	2	0	1	9
Hanson	4	0-0	0-0	0-0	0	0	0	0	0
Mader	7	1-3	0-0	0-0	1	1	0	0	2
Morley	14	0-2	0-1	0-0	2	4	0	0	0
team									0
TOTALS	200	18-47	3-14	12-19	27	20	6	8	51
		(.346)	(.214)	(.632)					

Blocks (3): Wilkinson 3
Steals (3): Wilkinson 2, Mader 1

PU	MP	FG	3P	FT	R	F	A	TO	TP
Teague	33	4-9	3-5	0-0	5	1	0	0	11
Kiefer	29	2-5	0-0	0-1	2	5	2	1	4
Kartelo	28	1-3	0-0	1-2	7	2	0	1	3
McKnight	27	4-12	0-3	0-0	2	3	3	0	8
Lowe	36	1-6	1-2	10-10	4	4	1	4	13
Buscher	26	3-6	0-0	2-2	4	3	0	1	8
Ford	2	0-0	0-0	0-0	0	0	0	0	0
Parkinson	18	0-1	0-0	5-6	2	1	3	0	5
Nwankwo	1	0-0	0-0	1-2	0	1	0	0	1
team									2
TOTALS	200	15-42	4-10	19-23	28	20	9	7	53
		(.357)	(.400)	(.826)					

Blocks (1): Kartelo 1
Steals (3): Parkinson 2, Kiefer 1

Halftime: Purdue 24, Wisconsin 20
Officials: McDonald, Hartzell, Crisman

Game Notes

- Key Plays**
- Wisconsin battled back from a nine-point deficit with 7:15 left in the game and had a chance to win the game but Devin Harris' three-point attempt from the top of the key rimmed out as time expired.
- Key Stats**
- Purdue made 19 of its 23 free throws while UW went 12-19 from the line.
 - The two teams combined for just 15 turnovers.
- Notables**
- For the first time this season, and just the fourth time under Bo Ryan (in 38 games), the Badgers lost a game in which they had a higher field goal percentage than their opponent.
 - All of the UW's free throw attempts came in the second half.

**Wisconsin 74,
Michigan 63**

(Jan. 21, Kohl Center - 17,142)

UW	MP	FG	3P	FT	R	F	A	TO	TP
Morley	34	5-7	0-0	2-2	8	1	2	0	12
Wilkinson	39	8-12	0-1	2-2	10	2	2	2	18
Helmigk	24	3-8	1-1	0-0	2	1	2	2	7
Wade	34	1-5	0-3	6-6	6	1	7	2	8
Harris	21	1-6	0-2	3-4	3	3	4	1	5
Ukawuba	1	0-1	0-0	0-0	1	1	0	0	0
Nixon	12	1-4	0-0	0-0	2	0	0	2	2
Hanson	18	6-8	5-6	0-0	1	2	1	0	17
Taylor	1	0-1	0-0	0-0	0	0	0	0	0
Mader	16	2-4	0-0	1-2	3	1	1	1	5
team									1
TOTALS	200	27-56	6-13	14-16	37	12	19	10	74
		(.482)	(.462)	(.875)					

Blocks (5): Mader 2, Wilkinson 1, Helmigk 1,
 Nixon 1
Steals (3): Wade 1, Hanson 1, Mader 1

MU	MP	FG	3P	FT	R	F	A	TO	TP
Abram	23	2-6	0-1	0-0	1	4	1	0	4
Robinson	31	6-12	1-2	0-0	7	2	2	2	13
Sims	27	4-8	0-0	1-2	4	2	1	0	9
Brown	23	3-4	0-0	1-1	3	3	0	1	7
Horton	33	3-11	0-4	2-3	3	4	2	3	8
Wohl	1	0-0	0-0	0-0	0	0	0	0	0
Harris	32	3-9	2-5	3-6	3	2	4	0	11
Andrews	2	1-1	1-1	0-0	1	0	0	0	3
Harrell	1	0-0	0-0	0-0	0	0	0	0	0
Petway	7	2-2	0-0	0-0	1	1	0	1	4
Hunter	4	0-1	0-1	0-0	1	0	0	0	0
Mathis	16	2-5	0-0	0-0	2	1	1	2	4
team									3
TOTALS	200	26-59	4-14	7-12	29	19	11	9	63
		(.441)	(.286)	(.583)					

Blocks (4): Sims 3, Petway 1
Steals (2): Robinson 1, Horton 1

Halftime: Wisconsin 35, Michigan 34
Officials: Hillary, Monge, Mayborg

Game Notes

- Key Plays**
- Trailing 43-40 in the second half, Wisconsin went on a 23-5 run to take a 15-point lead with 5:41 left in the game. Boo Wade scored all eight of his points during that run.
- Key Stats**
- Clayton Hanson made 5-6 three-pointers and scored a career-high 17 points.
 - Mike Wilkinson and Zach Morley combined to score the Badgers' first 20 points.
- Notables**
- Boo Wade dished out a career-high seven assists.
 - UW was without injured starters Alando Tucker and Freddie Owens. Devin Harris played a career-low 21 minutes because of foul trouble.

2003-04 SEASON REVIEW

**Wisconsin 76,
Illinois 56**

(Jan. 24, Kohl Center - 17,142)

UW	MP	FG	3P	FT	R	F	A	TO	TP
Helmigk	12	1-2	0-0	0-0	1	3	0	0	2
Morley	27	2-6	0-1	2-3	4	3	2	2	6
Wilkinson	36	10-15	2-3	2-3	9	2	2	2	24
Wade	36	2-4	0-0	2-4	3	0	1	4	6
Harris	37	9-15	4-7	8-10	3	1	2	1	30
Ukawuba	1	0-0	0-0	0-2	0	0	0	0	0
Nixon	20	0-2	0-2	0-0	3	4	1	0	0
Hanson	16	1-3	1-1	0-1	5	1	0	0	3
Taylor	2	0-1	0-1	1-2	0	0	0	1	1
Mader	13	2-4	0-0	0-0	4	3	1	2	4
team					4				
TOTALS	200	27-52	7-15	15-25	36	17	9	12	76
		(.519)	(.467)	(.600)					

Blocks (4): Wade 2, Wilkinson 1, Hanson 1
Steals (7): Morley 3, Wilkinson 1, Harris 1, Ukawuba 1, Nixon 1

UI	MP	FG	3P	FT	R	F	A	TO	TP
Augustine	28	3-4	0-0	2-2	1	0	0	1	8
Powell	33	7-12	1-1	9-10	9	2	1	1	24
Head	25	3-9	1-4	2-2	6	2	1	3	9
Williams	37	3-13	0-3	2-2	3	3	3	3	8
Brown	35	2-8	0-4	0-0	3	3	2	3	4
Spears	2	0-0	0-0	1-3	0	0	0	0	1
Howard	2	0-0	0-0	0-0	0	1	0	0	0
McBride	12	0-3	0-3	0-0	2	5	1	1	0
Carter	2	0-0	0-0	0-0	0	0	0	0	0
Randle	9	0-0	0-0	0-0	0	4	0	2	0
Smith	8	0-1	0-0	0-0	0	3	1	1	0
Ingram	7	1-2	0-0	0-0	3	1	0	0	2
team					1				
TOTALS	200	19-52	2-15	16-19	28	24	9	15	56
		(.365)	(.133)	(.842)					

Blocks (3): Smith 2, Augustine 1
Steals (3): Powell 2, McBride 1

Halftime: Wisconsin 38, Illinois 30
Officials: Gray, McDonald, Steed

Game Notes

Key Plays

- A lay-up by Mike Wilkinson with 15:15 remaining in the game ignited a 15-2 Wisconsin run that ended at the 10:18 mark with UW leading 59-42.

Key Stats

- Devin Harris and Mike Wilkinson combined to score 54 of Wisconsin's first 72 points.
- UW shot a season-best .467 (7-15) from three-point range.

Notables

- Harris (30) and Wilkinson (24) each recorded career highs in points.
- Harris became the first Badger to score at least 30 points Kirk Penney had 30 against Minnesota on Feb. 16, 2002.

**Wisconsin 69,
Ohio State 57**

(Jan. 28, Value City Arena - 13,677)

UW	MP	FG	3P	FT	R	F	A	TO	TP
Morley	32	4-8	1-2	0-3	6	4	1	3	9
Wilkinson	21	3-4	1-1	1-2	2	3	2	2	8
Helmigk	23	1-3	0-0	0-0	2	5	2	0	2
Wade	37	3-11	0-3	0-0	4	3	4	2	6
Harris	35	9-12	5-7	6-7	4	3	4	3	29
Ukawuba	2	0-1	0-0	0-0	1	1	0	0	0
Nixon	9	1-4	0-1	0-0	3	1	0	0	2
Hanson	27	2-6	2-5	0-0	0	0	0	1	6
Taylor	2	0-1	0-0	0-0	0	0	0	1	0
Mader	12	3-4	0-0	1-2	1	4	0	1	7
team					1				
TOTALS	200	26-54	9-19	8-14	24	24	13	13	69
		(.481)	(.474)	(.571)					

Blocks (3): Wilkinson 2, Morley 1
Steals (12): Harris 5, Wade 3, Morley 1, Hanson 1, Wilkinson 1, Mader 1

OSU	MP	FG	3P	FT	R	F	A	TO	TP
T. Dials	29	3-4	0-0	1-1	8	4	1	5	7
Radinovic	20	3-3	0-0	3-6	4	4	0	2	9
Sullinger	22	7-16	0-1	0-0	2	2	0	2	14
F-Cheatham	23	0-4	0-0	2-4	2	2	3	2	2
Stockman	29	2-8	1-4	1-2	1	1	1	2	6
Harris	11	0-1	0-0	1-2	0	0	0	2	1
N. Dials	13	2-3	0-1	2-2	2	1	0	0	6
Nwanko	11	1-2	1-2	0-0	1	0	0	2	3
Billings	17	1-5	0-1	1-2	4	1	1	3	3
Smith	3	0-1	0-0	2-2	1	0	0	0	2
Jenkins	18	1-3	0-0	2-4	10	3	1	1	4
Marinchick	4	0-0	0-0	0-0	0	1	1	0	0
team					6				
TOTALS	200	20-50	2-9	15-25	41	19	8	21	57
		(.400)	(.222)	(.600)					

Blocks (2): T. Dials 1, Billings 1
Steals (8): Fuss-Cheatham 2, N. Dials 2, Sullinger 1, Harris 1, Nwanko 1, Jenkins 1

Halftime: Wisconsin 37, Ohio State 27
Officials: Valentine, Monje, Collins

Game Notes

Key Plays

- Wisconsin used a 21-5 run spanning the final 2:52 of the first half and first 4:36 of the second half to take a 49-29 lead. The Badgers never led by less than 12 points after that.

Key Stats

- Ohio State turned the ball over 21 times and attempted just one field goal in the first 4:28 of the second half.

Notables

- Devin Harris' 29 points were one shy of his career high and his five steals tied his personal best.

**Wisconsin 80,
Minnesota 66**

(Feb. 4, Kohl Center - 17,142)

UW	MP	FG	3P	FT	R	F	A	TO	TP
Helmigk	13	0-3	0-0	0-0	3	3	1	1	0
Morley	33	6-10	0-1	2-3	10	5	3	2	14
Wilkinson	35	5-8	1-2	4-8	8	3	2	5	15
Owens	25	2-9	1-6	1-2	1	1	1	0	6
Harris	37	10-12	5-7	13-14	5	0	3	0	38
Ukawuba	2	0-0	0-0	0-0	0	0	0	0	0
Nixon	17	1-3	0-2	4-4	0	1	0	2	6
Hanson	27	0-5	0-3	1-2	1	0	3	1	1
Taylor	1	0-0	0-0	0-0	0	0	0	0	0
Mader	10	0-1	0-0	0-0	0	1	2	1	0
team					2				
TOTALS	200	24-52	7-21	25-33	30	14	15	12	80
		(.462)	(.333)	(.758)					

Blocks (2): Helmigk 1, Wilkinson 1
Steals (9): Morley 3, Harris 3, Owens 1, Nixon 1, Mader 1

UM	MP	FG	3P	FT	R	F	A	TO	TP
Gaines	21	0-2	0-1	2-2	0	5	0	0	2
Humphries	34	12-21	0-0	0-0	8	3	0	3	24
Hagen	29	1-2	0-0	2-4	2	5	5	2	4
Johnson	32	8-12	0-1	1-1	1	3	3	5	17
Boone	33	2-5	0-1	0-0	3	2	4	6	4
Robinson	9	0-0	0-0	0-0	0	0	0	0	0
Hokenson	1	0-0	0-0	0-0	0	0	0	0	0
Kane	1	0-0	0-0	0-0	0	0	0	0	0
Bolden	2	1-1	0-0	0-0	0	0	0	0	2
Lawson	14	0-0	0-0	1-2	3	3	1	0	1
Chall	2	0-0	0-0	0-0	0	0	0	0	0
Bauer	20	3-5	2-3	2-2	4	3	2	2	10
Smriga	2	0-0	0-0	2-2	1	0	0	0	2
team					4				
TOTALS	200	27-48	2-6	10-13	26	24	15	18	66
		(.563)	(.333)	(.769)					

Blocks (4): Hagen 4
Steals (8): Johnson 5, Gaines 1, Humphries 1, Hagen 1

Halftime: Wisconsin 33, Minnesota 26
Officials: Hartzell, Clark, Zecheter

Game Notes

Key Plays

- Trailing 41-40 with 12:52 remaining, Wisconsin went on a 14-5 run capped by a Devin Harris three-pointer with 9:24 left. Minnesota never got closer than three points after that.

Key Stats

- UW outscored Minnesota 16-0 on second-chance points.

Notables

- Harris scored a career-high 38 points, 24 of those in the second half.
- Zach Morley recorded his first career double-double. All of his 14 points came in the final 13:37 of the game.

Northwestern 69, Wisconsin 51

(Feb. 7, Welsh-Ryan Arena - 8,117)

UW	MP	FG	3P	FT	R	F	A	TO	TP
Wilkinson	35	3-4	0-0	2-2	3	4	5	1	8
Helmigk	21	2-4	0-0	0-0	3	2	0	0	4
Owens	20	0-4	0-1	0-0	2	2	1	1	0
Harris	40	4-18	2-8	6-7	6	1	6	3	16
Morley	37	6-11	3-4	0-0	3	3	4	2	15
Hanson	24	1-6	0-2	0-0	0	2	0	2	2
Ukawuba	5	0-1	0-1	0-0	1	0	0	0	0
Mader	7	1-1	0-0	0-0	2	0	0	1	2
Nixon	11	2-4	0-1	0-0	3	2	1	1	4
team									6
TOTALS	200	19-53	5-17	8-9	29	16	17	12	51
		(.358)	(.294)	(.889)					

Blocks (1): Nixon 1
Steals (5): Morley 3, Wilkinson 1, Mader 1

NU	MP	FG	3P	FT	R	F	A	TO	TP
Vukusic	39	5-9	1-2	7-8	7	2	2	3	18
Tolic	5	0-0	0-0	0-0	0	0	0	1	0
Parker	30	0-4	0-1	8-8	3	3	3	3	8
Hachad	40	4-9	1-3	0-1	4	3	3	3	9
Young	39	7-11	1-4	2-2	4	2	4	1	17
Kennedy	1	0-0	0-0	0-0	0	0	0	0	0
Seacat	9	1-1	1-1	2-2	2	1	0	1	5
Duvancic	35	4-7	4-6	0-0	4	2	4	0	12
Grier	1	0-0	0-0	0-0	0	0	0	0	0
Jenkins	1	0-0	0-0	0-0	1	1	0	0	0
Scott	0+	0-0	0-0	0-0	0	0	0	0	0
team									3
TOTALS	200	21-41	8-17	19-21	28	14	16	13	69
		(.512)	(.471)	(.905)					

Blocks (4): Hachad 2, Vukusic 1, Tolic 1
Steals (8): Young 4, Hachad 2, Vukusic 1, Parker 1

Halftime: Northwestern 36, Wisconsin 19
Officials: Gray, McDonald, Steed

Game Notes

Key Plays

- Northwestern went on a 15-0 run beginning with a three-pointer by Davor Duvancic with 10:49 remaining in the first half. When Evan Seacat hit two free throws at the 7:13 mark, NU held a 24-11 lead. Wisconsin never got closer than 10 points after that.

Key Stats

- Northwestern made six of its first 10 three-point attempts.
- The Badgers made just 8-28 (.286) field goals in the first half.

Notables

- Wisconsin did not shoot a free throw in the first half and finished the game with a season-low nine free throw attempts.
- Zach Morley made a career-high three three-pointers.

Wisconsin 54, Iowa 52

(Feb. 11, Carver-Hawkeye Arena - 13,226)

UW	MP	FG	3P	FT	R	F	A	TO	TP
Hanson	37	4-10	4-6	0-0	4	1	2	1	12
Morley	34	1-10	0-3	2-2	5	2	1	0	4
Wilkinson	35	5-8	1-2	1-2	9	2	1	3	12
Owens	18	2-6	0-2	0-1	0	3	4	2	4
Harris	40	7-13	2-7	0-1	3	2	3	2	16
Nixon	6	0-1	0-1	0-0	0	0	1	2	0
Wade	25	2-6	0-3	0-0	4	2	2	2	4
Helmigk	5	1-2	0-0	0-0	0	0	0	0	2
team									5
TOTALS	200	22-56	7-24	3-6	30	12	14	13	54
		(.393)	(.292)	(.500)					

Blocks (2): Morley 2
Steals (6): Harris 3, Hanson 1, Morley 1, Owens 1

UI	MP	FG	3P	FT	R	F	A	TO	TP
Pierce	39	10-16	0-0	0-0	5	2	4	8	20
Worley	34	2-11	2-3	0-0	7	1	0	3	6
Brunner	32	3-5	1-1	3-4	13	3	2	1	10
Horner	37	2-9	1-5	0-0	4	2	0	3	5
Boyd	36	3-7	3-7	0-0	2	1	1	2	9
Spurgeon	8	0-1	0-0	0-0	3	1	0	0	0
Hansen	14	1-2	0-0	0-0	2	1	2	1	2
team									2
TOTALS	200	21-51	7-16	3-4	38	11	9	19	52
		(.512)	(.471)	(.905)					

Blocks (2): Brunner 1, Hansen 1
Steals (6): Boyd 3, Brunner 2, Worley 1

Halftime: Wisconsin 32, Iowa 25
Officials: Hillary, Christman, Stith

Game Notes

Key Plays

- Wisconsin scored just four points over the final 7:49 (both baskets by Devin Harris) as Iowa cut a 50-40 UW lead to 54-52 with 42 seconds left. After Zach Morley missed a short jumper, Iowa got the ball back with 10 seconds to go in the game. Jeff Horner had a three-point attempt to win the game as time expired but it bounced off the rim.

Key Stats

- There were only 23 fouls called in the game and the two teams shot just 10 free throws combined.
- The Badgers held Iowa to just four points over a span of 11:05 at the end of the first half and beginning of the second half, bulding a 15-point lead with 13:17 remaining.

Notables

- Clayton Hanson scored 12 points on 4-6 shooting from three-point range in his first career start.

Wisconsin 78, Ohio State 48

(Feb. 14, Kohl Center - 17,142)

UW	MP	FG	3P	FT	R	F	A	TO	TP
Helmigk	18	1-1	0-0	0-0	2	2	1	2	2
Morley	27	1-5	1-1	2-3	6	2	1	1	5
Wilkinson	29	2-5	1-2	9-10	7	2	2	0	14
Owens	16	1-2	0-1	0-0	3	3	0	2	2
Harris	35	7-16	3-6	16-18	6	2	4	2	33
Ukawuba	3	0-1	0-0	0-0	0	0	0	0	0
Nixon	8	0-2	0-1	0-0	2	3	1	1	0
Wade	29	4-4	0-0	0-0	2	2	3	1	8
Hanson	24	2-5	1-3	5-6	2	1	0	1	10
Taylor	4	1-1	0-0	0-0	1	0	0	0	2
Mader	7	1-1	0-0	0-1	4	4	0	0	2
team									1
TOTALS	200	20-43	6-14	32-38	36	21	12	10	78
		(.465)	(.429)	(.842)					

Blocks (3): Mader 2, Wade 1
Steals (5): Wilkinson 3, Helmigk 1, Owens 1

OSU	MP	FG	3P	FT	R	F	A	TO	TP
Dials, T.	24	3-5	0-0	0-1	4	4	1	1	6
Radinovic	24	2-3	0-0	0-0	6	5	1	5	4
Sullinger	27	5-8	2-3	2-6	4	3	0	3	14
F-Cheatham	22	3-5	1-1	0-0	1	5	1	2	7
Stockman	28	1-11	1-5	0-0	0	3	2	0	3
Harris	11	1-4	1-2	4-6	3	3	0	0	7
Nwankwo	15	0-3	0-2	0-0	1	1	0	0	0
Billings	21	2-5	0-1	0-1	3	4	0	1	4
Smith	6	0-2	0-0	0-1	3	0	0	0	0
Jenkins	14	1-1	0-0	0-0	1	3	0	2	2
Marinchick	8	0-1	0-1	1-2	2	1	0	0	1
team									0
TOTALS	200	18-48	5-15	7-17	28	32	5	14	48
		(.375)	(.333)	(.412)					

Blocks (4): Radinovic 3, Harris 1
Steals (3): Sullinger 1, F-Cheatham 1, Stockman 1

Halftime: Wisconsin 36, Ohio State 28
Officials: Hartzell, Collins, Yorkovich

Game Notes

Key Plays

- Ricardo Billings was called for a technical foul after dunking to put Ohio State ahead 28-27 with 2:47 left in the first half. Wisconsin then scored the final nine points of the first half, seven by Devin Harris, and never led by less than eight points the rest of the way.

Key Stats

- UW outscored Ohio State 32-7 from the free throw line, including 18-0 in the first half.
- The Badgers held OSU to 25 percent (6-24) shooting in the second half.

Notables

- Harris' 16 free throws made were the second-most in Wisconsin history.
- This was Harris' third 30-point effort of the season.

Illinois 65, Wisconsin 57

(Feb. 18, Assembly Hall - 16,618)

UW	MP	FG	3P	FT	R	F	A	TO	TP
Owens	29	3-9	1-3	1-2	2	3	1	2	8
Wilkinson	36	3-4	1-1	0-0	6	3	0	1	7
Helmigk	11	0-1	0-0	0-0	1	0	0	0	0
Wade	27	3-4	0-0	0-0	4	3	3	3	6
Harris	38	6-12	1-3	3-4	4	4	7	6	16
Hanson	25	1-5	0-2	0-0	0	2	2	2	2
Mader	15	3-5	0-0	0-0	4	2	0	2	6
Morley	19	5-8	1-2	1-2	2	3	0	1	12
team					3				
TOTALS	200	24-48	4-11	5-8	26	20	13	17	57
		(.500)	(.364)	(.625)					

Blocks (3): Helmigk 1, Wade 1, Harris 1

Steals (7): Wade 2, Harris 2, Wilkinson 1, Hanson 1

UI	MP	FG	3P	FT	R	F	A	TO	TP
Head	37	3-8	1-4	3-4	1	2	1	3	10
Powell	34	1-2	1-2	4-6	3	3	0	0	7
Augustine	34	2-5	0-0	5-6	5	2	0	0	9
Williams	37	9-18	5-9	8-8	4	4	1	5	31
Brown	39	1-4	1-3	1-3	6	0	6	4	4
McBride	3	0-1	0-0	0-0	1	0	0	0	0
Randle	4	1-1	0-0	0-0	1	0	0	0	2
Smith	10	1-3	0-1	0-0	1	1	0	0	2
Ingram	2	0-0	0-0	0-0	0	0	0	0	0
team					3				
TOTALS	200	18-42	8-19	21-27	25	12	8	12	65
		(.429)	(.421)	(.778)					

Blocks (3): Powell 1, Augustine 1, Smith 1

Steals (10): Williams 4, Brown 4, Augustine 2

Halftime: Illinois 30, Wisconsin 28

Officials: Hillary, Monje, Greenwood

Game Notes

Key Plays

• Zach Morley's three-pointer with 5:32 remaining in the game brought Wisconsin within one point at 50-49. Illinois then scored the next eight points, holding the Badgers scoreless for a span of 2:28.

Key Stats

- Illinois outscored Wisconsin 21-5 from the free throw line.
- Wisconsin committed a season-high 17 turnovers.

Notables

- The Badgers led by as many as six points on two occasions in the first half.
- Freddie Owens' eight points and 29 minutes played were his highest totals since missing three games with a foot injury.

Michigan 71, Wisconsin 59

(Feb. 22, Crisler Arena - 12,153)

UW	MP	FG	3P	FT	R	F	A	TO	TP
Wilkinson	25	5-12	0-4	4-4	9	4	0	0	14
Wade	26	2-5	1-3	0-0	1	2	0	0	5
Mader	26	3-5	0-0	0-0	6	2	0	3	6
Owens	24	1-2	0-0	1-2	3	3	1	3	3
Harris	40	5-20	1-10	7-10	0	3	2	2	18
Hanson	27	1-2	1-2	2-2	3	1	0	0	5
Morley	27	4-10	0-1	0-0	5	4	2	2	8
Nixon	4	0-0	0-0	0-0	0	1	0	0	0
Helmigk	1	0-0	0-0	0-0	0	1	0	0	0
team					0				
TOTALS	200	21-56	3-20	14-18	27	21	5	10	59
		(.375)	(.150)	(.778)					

Blocks (2): Wilkinson 1, Mader 1

Steals (3): Harris 2, Mader 1

UM	MP	FG	3P	FT	R	F	A	TO	TP
Robinson, Jr.	24	4-7	3-4	0-1	3	1	6	1	11
Sims	29	5-7	0-0	4-6	5	1	0	2	14
Brown	16	4-5	0-0	1-1	1	3	0	1	9
Abram	38	5-7	1-2	6-6	8	3	0	3	17
Horton	28	0-5	0-2	2-2	0	3	2	3	2
Harris	28	2-5	0-3	0-0	3	3	2	1	4
Petway	15	2-3	0-0	4-4	2	0	0	0	8
Mathis	2	0-0	0-0	0-0	0	1	1	2	0
Hunter	18	3-4	0-0	0-0	7	3	1	1	6
Harrell	2	0-0	0-0	0-0	0	0	0	0	0
team					0				
TOTALS	200	25-43	4-11	17-20	29	18	12	14	71
		(.581)	(.364)	(.850)					

Blocks (5): Sims 3, Petway 1, Hunter 1

Steals (5): Abram 3, Horton 1, Hunter 1

Halftime: Michigan 38, Wisconsin 30

Officials: Hightower, Burr, Welmer

Game Notes

Key Plays

• Michigan used a 17-2 run over a five-minute span late in the first half to turn a 25-21 deficit into a 38-27 lead. Wisconsin never got closer than six points after that.

Key Stats

- Michigan made 15 of 20 (.750) field goals in the first half.
- Wisconsin was just 1-12 from three-point range in the second half and shot .281 (9-32) from the field in the stanza.

Notables

- The Badgers' five assists were a season low.
- Michigan's .581 field goal percentage was the best of any UW opponent this season.

Wisconsin 68, Penn State 45

(Feb. 25, Kohl Center - 17,142)

UW	MP	FG	3P	FT	R	F	A	TO	TP
Mader	22	0-1	0-0	1-2	6	2	1	1	1
Wilkinson	31	6-10	0-1	2-2	9	3	2	0	14
Wade	30	1-6	0-2	0-2	1	2	6	2	2
Owens	19	4-10	0-2	0-0	2	0	2	3	8
Harris	35	8-14	5-10	4-4	5	1	3	0	25
Ukawuba	5	0-1	0-0	0-0	0	0	0	0	0
Nixon	11	1-4	0-1	0-0	2	0	0	0	2
Hanson	25	1-6	1-4	0-0	1	1	1	0	3
Taylor	5	1-2	1-2	2-2	0	0	0	0	5
Morley	17	2-3	1-1	3-4	3	3	4	0	8
team					6				
TOTALS	200	24-57	8-23	12-16	35	12	19	7	68
		(.421)	(.348)	(.750)					

Blocks (4): Wilkinson 2, Mader 1, Wade 1

Steals (8): Wade 3, Mader 2, Wilkinson 2, Harris 1

PSU	MP	FG	3P	FT	R	F	A	TO	TP
Johnson	23	2-10	0-1	4-4	4	3	0	4	8
Summers	29	3-5	0-0	0-0	5	1	1	1	6
Jagla	35	7-13	1-3	1-1	7	2	2	2	16
Luber	38	0-4	0-1	0-0	2	2	0	2	0
Smith	40	6-15	1-7	2-2	2	2	2	3	15
Adler	2	0-0	0-0	0-0	0	0	0	0	0
Fletcher	3	0-1	0-0	0-0	1	1	0	0	0
Fellows	5	0-0	0-0	0-0	1	0	0	0	0
Egekeze	12	0-0	0-0	0-0	0	4	1	1	0
McDougald	13	0-1	0-0	0-1	2	3	2	1	0
team					0				
TOTALS	200	18-49	2-12	7-8	30	18	8	14	45
		(.367)	(.167)	(.875)					

Blocks (0):

Steals (2): Luber 1, McDougald 1

Halftime: Wisconsin 30, Penn State 22

Officials: Hughes, Clark, Smith

Game Notes

Key Plays

• A Dave Mader free throw with 17:16 left in the game started an 18-2 Wisconsin run that extended the Badgers' lead from four points to 20. The UW lead was never less than 20 points over the final 10:56 of the game.

Key Stats

- Wisconsin had 19 assists on its 24 baskets.
- After shooting just 1-10 from three-point range against Michigan, Devin Harris made four of his first five treys.

Notables

- The Badgers' bench outscored Penn State's reserves 18-0.
- UW's 16 offensive rebounds tied a season-high.

Wisconsin 82, Purdue 46

(Feb. 29, Kohl Center - 17,142)

UW	MP	FG	3P	FT	R	F	A	TO	TP
Wilkinson	32	7-14	2-5	7-8	12	2	3	1	23
Mader	21	2-3	0-0	0-0	5	4	1	0	4
Wade	34	3-8	1-4	1-1	5	1	7	0	8
Owens	29	3-6	0-3	0-0	1	0	1	1	6
Harris	35	6-12	2-4	2-3	5	0	4	3	16
Ukawuba	5	2-3	0-0	0-0	1	1	0	0	4
Nixon	9	2-2	1-1	2-2	1	2	1	0	7
Hanson	15	2-6	1-3	1-2	3	1	0	0	6
Taylor	3	0-0	0-0	0-0	0	1	0	0	0
Morley	17	4-6	0-0	0-0	4	2	2	2	8
team					1				
TOTALS	200	31-60	7-20	13-16	38	14	19	7	82
		(.517)	(.350)	(.813)					

Blocks (1): Wilkinson 1

Steals (7): Harris 3, Wilkinson 2, Owens 1, Nixon 1

PU	MP	FG	3P	FT	R	F	A	TO	TP
Buscher	33	3-8	0-0	1-2	3	2	0	2	7
Garrity	18	0-0	0-0	0-0	1	3	1	1	0
Teague	25	4-5	1-1	3-3	2	4	1	0	12
McKnight	28	3-8	0-1	0-0	3	2	0	4	6
Lowe	28	3-8	0-0	0-2	0	3	2	3	6
Ford	8	0-1	0-0	2-2	0	0	0	1	2
Kartelo	10	1-2	0-0	1-1	1	1	1	0	3
Parkinson	14	0-1	0-0	2-2	4	0	1	1	2
Nwankwo	14	1-1	0-0	3-4	2	3	1	2	5
Buckley	22	1-9	1-6	0-0	2	1	0	0	3
team					1				
TOTALS	200	16-43	2-8	12-16	19	19	7	14	46
		(.372)	(.250)	(.750)					

Blocks (1): Buckley 1

Steals (1): Nwankwo 1

Halftime: Wisconsin 29, Purdue 21

Officials: Hillary, Gray, Valentine

Game Notes

Key Plays

• Wisconsin used a 13-2 run to open the second half to increase its 29-21 halftime lead to 42-23 with 15:25 remaining. The Badgers' lead never dropped below 15 points after that. UW led by at least 20 points for the final 11:18.

Key Stats

• For the second straight game, UW tied a season-high with 16 offensive rebounds. The Badgers outrebounded Purdue 38-19.
• Wisconsin shot .576 in the second half while holding the Boilermakers to just 27.3 percent.

Notables

• Mike Wilkinson recorded his eighth career double-double and tied a career-high with 12 rebounds.
• The 36-point win was UW's largest margin of victory over Purdue in series history.

Wisconsin 68, Michigan State 64 (ot)

(March 2, Breslin Center - 14,759)

UW	MP	FG	3P	FT	R	F	A	TO	TP
Wade	28	1-5	0-2	2-2	2	1	0	1	4
Owens	30	1-4	0-1	0-0	3	2	0	0	2
Mader	15	2-3	0-0	1-2	2	2	1	1	5
Harris	44	6-14	4-8	2-2	5	2	3	2	18
Wilkinson	40	5-12	1-5	7-8	10	4	1	3	18
Nixon	10	1-2	1-2	0-0	1	1	0	1	3
Hanson	28	5-7	1-1	2-2	2	0	0	1	13
Morley	30	2-8	0-2	1-2	10	0	2	3	5
team					3				
TOTALS	225	23-55	7-21	15-18	38	12	7	12	68
		(.418)	(.333)	(.833)					

Blocks (2): Wilkinson 1, Wade 1

Steals (6): Wilkinson 2, Wade 1, Harris 1, Hanson 1, Morley 1

MSU	MP	FG	3P	FT	R	F	A	TO	TP
Hill	37	5-13	5-11	0-2	5	2	4	1	15
Johnson	3	0-0	0-0	0-0	0	0	0	0	0
Torbert	38	2-9	1-3	2-2	5	4	2	1	7
Davis	28	10-18	1-2	4-5	10	1	1	1	25
Andreas	21	3-6	0-0	0-0	2	3	1	1	6
Brown	10	0-5	0-1	0-0	0	0	1	1	0
Ager	22	2-3	1-1	0-0	1	3	0	1	5
Anderson	36	2-7	0-0	2-2	2	3	2	3	6
Trannon	18	0-0	0-0	0-0	4	2	0	0	0
Bogarakos	12	0-0	0-0	0-0	0	0	1	0	0
team					4				
TOTALS	225	24-61	8-18	8-11	33	18	12	10	64
		(.393)	(.444)	(.727)					

Blocks (1): Andreas 1

Steals (9): Hill 3, Bogarakos 2, Johnson 1, Davis 1, Anderson 1, Trannon 1

Halftime: Wisconsin 35, Michigan State 30

Officials: Hightower, Hillary, Welmer

Game Notes

Key Plays

• Clayton Hanson hit a three-pointer with 43 seconds left in overtime to give Wisconsin a four-point lead. The Badgers made all six of their free throws the rest of the way to seal the game.

Key Stats

• UW scored on all eight of its possessions in overtime, scoring 16 points in the extra session after scoring just 17 in the second half.
• Wisconsin held Michigan State, which had been shooting .533 from the field in Big Ten games, to just .393 from the field.

Notables

• Devin Harris hit a three-pointer with 45 seconds left in regulation, his first points of the second half, to tie the game and send it to overtime.

Wisconsin 70, Indiana 52

(March 6, Assembly Hall - 17,302)

UW	MP	FG	3P	FT	R	F	A	TO	TP
Wilkinson	31	5-11	1-6	2-2	2	2	6	1	13
Mader	9	0-3	0-0	0-0	1	3	0	0	0
Wade	32	2-5	0-0	2-2	4	1	1	1	6
Owens	26	0-2	0-0	2-4	7	1	0	1	2
Harris	35	8-13	5-8	5-7	4	1	2	2	26
Ukawuba	2	0-0	0-0	1-2	2	0	0	0	1
Nixon	10	1-2	0-0	0-0	2	1	0	0	2
Hanson	21	1-3	0-1	2-3	0	1	0	1	4
Helmigk	8	1-2	0-0	1-2	0	0	0	0	3
Taylor	1	1-1	0-0	0-0	0	0	0	0	2
Morley	25	5-7	0-2	1-1	8	1	1	2	11
team					3				
TOTALS	200	24-49	6-17	16-23	33	11	10	8	70
		(.490)	(.353)	(.696)					

Blocks (3): Wilkinson 2, Wade 1

Steals (5): Wilkinson 3, Wade 1, Hanson 1

IU	MP	FG	3P	FT	R	F	A	TO	TP
Moye	37	5-10	1-3	0-0	9	2	0	3	11
Ewing	21	1-2	0-0	2-3	7	3	1	3	4
Leach	32	3-7	0-0	4-6	8	2	0	0	10
Wright	30	4-16	0-8	0-0	2	1	2	2	8
Strickland	27	2-10	2-6	0-0	2	3	1	3	6
Wilmont	8	0-1	0-1	0-0	1	0	1	0	0
Suhr	1	0-0	0-0	0-0	0	0	1	0	0
Perry	31	3-8	1-4	0-0	1	2	3	0	7
Johnson	1	1-2	1-2	0-0	0	0	0	0	3
Roberts	1	0-0	0-0	0-0	0	0	0	0	0
Tapak	10	1-2	1-2	0-0	3	3	2	0	3
Stewart	1	0-0	0-0	0-0	0	1	0	0	0
team					2				
TOTALS	200	20-58	6-26	6-9	35	17	11	11	52
		(.345)	(.231)	(.667)					

Blocks (1): Leach 1

Steals (4): Moye 1, Ewing 1, Leach 1, Perry 1

Halftime: Wisconsin 33, Indiana 18

Officials: Hartzell, Bova, Copenhagen

Game Notes

Key Plays

• Wisconsin held Indiana to just two points over the final 8:15 of the first half, extending its three-point lead to 15 at halftime.

Key Stats

• Devin Harris scored 16 of the Badgers' first 22 points.
• In two games against Wisconsin, Indiana's Bracey Wright scored just 15 points on 6-31 shooting from the field, including 0-10 from three-point range.

Notables

• Mike Wilkinson's six assists were a career high.

2003-04 SEASON REVIEW

**Wisconsin 66,
Minnesota 52**

(March 12, Conseco Fieldhouse - 15,178)

UW	MP	FG	3P	FT	R	F	A	TO	TP
Wade	33	1-6	0-1	0-0	6	1	2	3	2
Wilkinson	37	8-14	1-3	5-8	2	3	1	1	22
Mader	14	1-4	0-0	0-0	5	3	1	3	2
Owens	20	2-4	1-1	1-2	2	0	0	0	6
Harris	38	8-14	2-6	3-5	4	0	4	1	21
Ukawuba	1	0-1	0-0	0-0	0	0	0	0	0
Nixon	3	0-0	0-0	0-0	0	0	0	1	0
Hanson	23	2-5	1-2	0-0	2	2	2	0	5
Helmigk	1	0-0	0-0	0-0	0	0	0	0	0
Taylor	1	0-0	0-0	0-0	0	0	0	0	0
Morley	29	4-10	0-1	0-0	8	1	2	0	8
team									2
TOTALS	200	26-58	5-14	9-15	31	10	12	10	66
		(.448)	(.357)	(.600)					

Blocks (0):
Steals (13): Wilkinson 4, Wade 3, Morley 3, Harris 2, Owens 1

UM	MP	FG	3P	FT	R	F	A	TO	TP
Gaines	34	1-3	0-0	2-4	2	4	2	1	4
Bauer	33	4-10	1-6	0-0	11	2	1	5	9
Humphries	34	5-16	1-4	1-1	9	0	0	5	12
Johnson	31	2-5	0-1	0-0	2	2	3	1	4
Boone	33	6-12	0-3	0-0	2	2	4	3	12
Robinson	8	1-1	1-1	0-0	0	0	0	2	3
Lawson	12	0-1	0-0	0-0	1	2	2	2	0
Hagen	15	4-6	0-0	0-0	3	2	0	0	8
team									1
TOTALS	200	23-54	3-15	3-5	35	14	12	19	52
		(.426)	(.200)	(.600)					

Blocks (3): Bauer 2, Lawson 1
Steals (5): Humphries 3, Bauer 2

Halftime: Wisconsin 30, Minnesota 22
Officials: Hillary, Sanzere, Steed

Game Notes

Key Plays
• Wisconsin used a 16-3 run to turn a 14-12 deficit into a 26-17 lead with 4:25 remaining in the first half. Devin Harris scored nine points and had an assist during that run. The Badgers never led by less than five points after that.

Key Stats
• The Badgers shot .538 (14-26) from the field in the second half.
• UW committed a season-low 10 personal fouls.

Notables
• It was the second time this season that both Mike Wilkinson and Devin Harris scored at least 20 points in the same game.
• This was Wisconsin's first Big Ten tournament win since 2000.

**Wisconsin 68,
Michigan State 66**

(March 13, Conseco Fieldhouse - 15,903)

UW	MP	FG	3P	FT	R	F	A	TO	TP
Wade	33	3-5	2-2	2-3	2	1	2	0	10
Wilkinson	36	7-16	0-2	6-7	9	1	2	1	20
Mader	8	0-0	0-0	0-0	1	4	0	1	0
Owens	25	2-4	1-2	1-2	4	1	1	0	6
Harris	38	7-16	5-12	2-3	3	0	4	3	21
Ukawuba	1	0-0	0-0	0-0	0	0	0	0	0
Nixon	12	1-1	0-0	0-0	1	2	0	0	2
Hanson	24	1-3	1-2	0-0	0	2	1	0	3
Helmigk	1	0-0	0-0	0-0	0	0	0	0	0
Morley	22	2-4	0-1	2-4	5	2	2	0	6
team									4
TOTALS	200	23-49	9-21	13-19	29	13	12	5	68
		(.469)	(.429)	(.684)					

Blocks (3): Wilkinson 3
Steals (1): Wade 1

MSU	MP	FG	3P	FT	R	F	A	TO	TP
Anderson	29	3-8	0-2	0-0	4	4	1	1	6
Torbert	34	4-7	1-3	0-0	3	3	4	1	9
Davis	33	7-12	0-0	2-3	5	4	0	0	16
Brown	25	5-6	1-1	4-4	2	0	0	1	15
Hill	36	4-7	2-4	1-2	2	2	6	0	11
Ager	24	3-8	1-1	0-0	2	3	1	0	7
Trannon	3	0-0	0-0	0-0	0	1	0	1	0
Bogarakos	9	0-0	0-0	0-0	1	1	0	1	0
Andreas	7	0-0	0-0	2-2	1	1	0	0	2
team									5
TOTALS	200	26-48	5-11	9-11	25	19	12	5	66
		(.542)	(.455)	(.818)					

Blocks (4): Davis 2, Bogarakos 1, Andreas 1
Steals (5): Davis 3, Brown 1, Hill 1

Halftime: Michigan State 35, Wisconsin 30
Officials: Hightower, Gray, Sanzere

Game Notes

Key Plays
• Devin Harris hit a three-pointer with 2:01 remaining to tie the game. Chris Hill then made a field goal but Harris followed with another trey at the 1:18 mark. After a Maurice Ager bucket put MSU back ahead, Mike Wilkinson made two free throws with 49 seconds left to put UW ahead for good as Michigan State missed its last three shots.

Key Stats
• The Badgers shot .636 (14-22) from the field in the second half.
• UW tied a season low with five turnovers.

Notables
• For the second consecutive game, Harris and Wilkinson each scored at least 20 points.
• This was Wisconsin's fifth consecutive win over Michigan State.
• Wilkinson went over the 1,000-point plateau for his career.

**Wisconsin 70,
Illinois 53**

(March 14, Conseco Fieldhouse - 14,617)

UW	MP	FG	3P	FT	R	F	A	TO	TP
Wade	30	2-6	0-2	2-2	6	2	3	1	6
Wilkinson	35	2-5	0-3	7-8	5	1	1	3	11
Mader	11	1-2	0-0	0-0	2	3	0	1	2
Owens	24	2-5	0-1	0-1	3	1	1	0	4
Harris	36	10-16	2-6	7-9	4	1	2	5	29
Ukawuba	1	0-0	0-0	0-0	0	0	0	0	0
Nixon	16	3-5	2-2	0-2	4	4	0	1	8
Hanson	27	1-2	0-1	0-0	7	3	1	0	2
Helmigk	4	0-0	0-0	0-0	1	0	0	1	0
Taylor	1	0-0	0-0	2-2	0	0	0	0	2
Morley	15	3-4	0-0	0-0	1	4	0	0	6
team									1
TOTALS	200	24-45	4-15	18-24	34	19	8	12	70
		(.533)	(.267)	(.750)					

Blocks (4): Wilkinson 2, Mader 1, Harris 1
Steals (7): Wilkinson 4, Harris 3

UI	MP	FG	3P	FT	R	F	A	TO	TP
Head	37	2-7	1-5	4-6	2	2	2	3	9
Augustine	38	3-5	0-0	1-3	6	3	0	1	7
Smith	10	0-1	0-0	3-4	2	0	0	2	3
Williams	39	4-13	2-5	4-6	0	3	3	2	14
Brown	32	6-12	3-6	0-0	3	4	1	3	15
Spears	1	0-1	0-0	0-0	0	0	0	0	0
Howard	1	0-0	0-0	0-0	0	0	0	0	0
McBride	9	0-4	0-1	0-0	3	2	2	1	0
Nkemdi	1	0-0	0-0	0-0	0	0	0	0	0
Carter	1	0-0	0-0	2-2	0	1	0	0	2
Randle	4	0-0	0-0	0-0	1	1	0	0	0
Powell	20	0-5	0-0	1-2	3	1	0	0	1
Ingram	7	1-1	0-0	0-1	3	2	0	0	2
team									4
TOTALS	200	16-49	6-17	15-24	27	19	8	12	53
		(.327)	(.353)	(.625)					

Blocks (2): Augustine 1, Williams 1
Steals (6): Brown 3, Head 2, McBride 1

Halftime: Wisconsin 35, Illinois 23
Officials: Hightower, Hillary, Gray

Game Notes

Key Plays
• Wisconsin opened the game on a 16-6 run over the first 6:18 and never trailed by less than seven points after that. UW's smallest lead in the second half was 11 points.

Key Stats
• Wisconsin limited Illinois to .292 (7-24) shooting in the first half.

Notables
• 20 of Devin Harris' 29 points came in the second half.
• Harris was named the tournament's most outstanding player and was joined on the all-tournament team by Mike Wilkinson.

Wisconsin 76, Richmond 64

(March 19, Bradley Center - 18,866)

UW	MP	FG	3P	FT	R	F	A	TO	TP
Wilkinson	35	5-10	2-3	6-8	5	1	2	1	18
Mader	7	0-1	0-0	0-0	2	2	0	0	0
Wade	37	6-9	1-3	3-3	3	2	4	5	16
Owens	25	4-8	1-3	1-2	0	0	1	0	10
Harris	36	2-6	1-4	6-8	3	4	6	2	11
Ukawuba	3	0-1	0-0	0-0	0	1	0	0	0
Nixon	12	2-3	1-1	0-0	2	0	1	0	5
Hanson	19	2-5	2-4	1-2	2	0	0	0	7
Taylor	1	0-0	0-0	0-0	0	0	0	0	0
Morley	25	4-8	0-0	1-1	9	1	0	1	9
team									3
TOTALS	200	25-51	8-18	18-24	29	11	14	9	76
		(.490)	(.444)	(.750)					

Blocks (3): Wilkinson 2, Morley 1
Steals (7): Harris 2, Wade 2, Wilkinson 1, Owens 1, Morley 1

RICH	MP	FG	3P	FT	R	F	A	TO	TP
Scott	26	4-11	1-2	3-4	7	4	4	2	12
Skrocki	34	4-14	2-7	2-4	0	2	4	3	12
Steeberge	14	2-3	0-0	1-3	4	2	0	0	5
Dobbins	34	4-7	0-0	1-2	5	1	4	3	9
Brown	28	3-5	3-4	0-0	2	2	1	2	9
Merritt	6	1-3	0-1	0-0	0	1	2	0	2
Thomas	1	0-0	0-0	0-0	0	0	0	0	0
Moliva	13	1-3	0-0	0-0	2	2	0	1	2
O'Malley	7	0-0	0-0	0-0	1	1	0	0	0
Bucknor	24	3-4	1-2	0-0	3	3	2	1	7
Zwayer	13	3-4	0-0	0-0	1	1	0	2	6
team									4
TOTALS	200	25-54	7-16	7-13	29	19	17	14	64
		(.463)	(.438)	(.538)					

Blocks (3): O'Malley 2, Zwayer 1
Steals (8): Skrocki 2, Dobbins 2, Scott 1, Steenberge 1, Brown 1, Bucknor 1

Halftime: Richmond 32, Wisconsin 25
Officials: Boudreaux, Gracey, Ditty

Game Notes

Key Plays
 • Trailing by 13 points with 13:16 to play in the game, Wisconsin went on a 36-8 run. The Badgers scored on 19 straight possessions at one point, including hitting five three-pointers.

Key Stats
 • The Badgers shot .593 (16-27) from the field in the second half.
 • Devin Harris was held scoreless in the first half but had 11 points and four assists after halftime.

Notables
 • For the first time in school history, Wisconsin won an NCAA tournament first round game for the third consecutive season.

Pittsburgh 59, Wisconsin 55

(March 21, Bradley Center - 18,866)

UW	MP	FG	3P	FT	R	F	A	TO	TP
Wilkinson	39	2-8	0-0	5-5	6	3	0	2	9
Mader	10	0-2	0-0	1-2	1	3	0	1	1
Wade	32	3-8	1-2	2-2	4	4	1	1	9
Owens	10	0-2	0-0	0-0	1	2	0	0	0
Harris	38	7-14	5-10	2-2	7	2	4	6	21
Ukawuba	1	0-1	0-0	0-0	0	0	0	0	0
Nixon	10	0-0	0-0	0-0	0	1	0	0	0
Hanson	30	1-4	1-4	0-2	3	4	2	1	3
Morley	30	4-9	1-2	3-4	9	1	2	2	12
team									0
TOTALS	200	17-48	8-18	13-17	31	20	9	13	55
		(.354)	(.444)	(.765)					

Blocks (3): Wilkinson 2, Owens 1
Steals (4): Wilkinson 2, Hanson 1, Morley 1

PITT	MP	FG	3P	FT	R	F	A	TO	TP
Troutman	34	3-7	0-1	3-3	14	1	2	1	9
Taft	29	4-8	0-0	0-0	4	4	1	0	8
Page	36	5-15	2-4	0-0	4	2	1	2	12
Brown	37	2-7	0-1	4-5	6	3	2	2	8
Krauser	39	4-14	0-3	8-10	8	4	3	3	16
Demetris	3	0-0	0-0	0-0	0	0	0	0	0
McCarroll	17	3-7	0-1	0-1	2	1	1	0	6
Graves	5	0-1	0-0	0-0	1	2	0	0	0
team									1
TOTALS	200	21-59	2-10	15-19	40	17	10	9	59
		(.356)	(.200)	(.789)					

Blocks (3): Troutman 2, McCarroll 1
Steals (7): Page 2, Krauser 2, Troutman 1, Brown 1, Graves 1

Halftime: Pittsburgh 26, Wisconsin 26
Officials: Higgins, O'Neill, Scagliotta

Game Notes

Key Plays
 • Mike Wilkinson tied the game at 52-52 with 3:03 remaining in the game. Pittsburgh held the Badgers scoreless until Boo Wade hit a three-pointer with 21 seconds left. That was the UW's only basket in the final three minutes.

Key Stats
 • Wisconsin shot .354 from the field, its worst shooting performance of the season.
 • Pittsburgh outrebounded UW 40-31, including 15-7 on the offensive glass.
 • The Panthers outscored the Badgers 32-12 in the paint.

Notables
 • With 21 points, Devin Harris broke the UW's single-season scoring mark with 624.
 • Wisconsin ended the season with seven losses, its fewest since 1961-62.

UW RECORD WHEN ...

Under Ryan 2003-04

Ahead at the half	53-5	22-0
Behind at the half	14-21	2-6
Tied at the half	1-2	1-1
FG% of .450 or more	48-4	16-1
FG% less than .450	20-24	9-6
Better FG% than opp.	45-5	16-2
Worse FG% than opp.	22-23	9-5
Same FG% as opp.	1-0	0-0
Opp. shoots less than 45%	45-10	19-3
3FG% of 40% or more	24-3	8-2
3FG% less than 40%	44-25	17-5
Try more than 15 3FGs	41-19	15-5
Try 15 or fewer 3FGs	27-9	10-2
Make at least 70% FT	43-11	13-4
Try at least 25 FTs	24-2	10-0
Try less than 25 FTs	44-26	15-7
Outrebound opponent	46-8	19-1
Tied or outrebounded	22-20	6-6
More TOs than opp.	17-13	2-4
Same or fewer TOs	51-15	23-3
Commit 12 or more TOs	24-18	8-4
Commit less than 12 TOs	44-10	17-3
Score less than 50 pts.	0-3	0-0
Score 50-59 pts.	3-15	2-6
Score 60-69 pts.	23-9	8-1
Score 70-79 pts.	25-0	11-0
Score 80-89 pts.	15-1	4-0
Score 90 or more pts.	2-0	0-0
Allow less than 50 pts.	13-0	9-0
Allow 50-59 pts.	26-7	9-2
Allow 60-69 pts.	20-11	6-2
Allow 70-79 pts.	8-7	1-3
Allow 80-89 pts.	0-2	0-0
Allow 90 or more pts.	1-1	0-0
Overtime	2-2	1-1
vs. A.P. top 25 opponents	8-8	2-1
Home games	43-2	15-0
Road games	17-19	5-6
Neutral site games	8-7	5-1
Day games	30-7	9-3
Night games	38-21	16-4

Games Decided By ...


5 points or less	14-11	4-2
6-10 points	9-9	0-2
11-19 points	26-6	12-3
20 or more points	19-2	9-0

Televised Games

ESPN	9-2	5-0
ESPN2	0-3	0-1
CBS	8-4	3-2
ESPN Plus	26-11	9-3
Fox Sports Net	8-3	4-1
CSTV	1-0	1-0

RECORDS

Team Records86-89
Winning Streaks / Best Starts90
Opponent Records91
Individual Records92-97
Freshman Records98-99
1,000-Point Scorers100-103
30-Point Performances104
Kohl Center Records105
Yearly Statistical Leaders106-108



Michael Finley ranks either first or second in eight categories in UW's career record book.

Team Records

Single Season

Most Games

- 36 in 1999-00
- 32 in 2003-04
32 in 2002-03
32 in 2001-02
32 in 1998-99
32 in 1995-96

Big Ten: 18, many times

Most Wins

- 25 in 2003-04
- 24 in 2002-03
- 22 in 1999-00
22 in 1998-99
- 20 in 1940-41
20 in 1915-16

Big Ten: 12 in 1912, 1914, 2003 and 2004

Highest Winning Percentage

- 1.000 (15-0 in 1911-12)
1.000 (15-0 in 1913-14)
- .952 (20-1 in 1915-16)
- .933 (14-1 in 1912-13)
- .882 (15-2 in 1929-30)
.882 (15-2 in 1928-29)

Big Ten: 1.000 (12-0 in 1912 and 1914)

Points

- 2,259 in 1993-94
- 2,250 in 2002-03
- 2,226 in 1991-92
- 2,193 in 1986-87
- 2,190 in 2003-04

Big Ten: 1,338 in 1976

Scoring Average

- 86.3 in 1970-71
- 84.7 in 1961-62
- 81.9 in 1963-64
- 81.8 in 1966-67
- 80.1 in 1967-68

Big Ten: 84.1 in 1971

Scoring Defense

- 52.6 in 1949-50
- 53.0 in 1946-47
- 53.4 in 1947-48
- 55.2 in 1998-99
- 55.3 in 1996-97

Big Ten: 51.4 in 1949

Field Goal Pct. Defense

- .248 in 1946-47
- .276 in 1949-50
- .277 in 1947-48
- .291 in 1950-51
- .300 in 1952-53

Big Ten: .242 in 1947

Field Goals

- 816 in 1993-94
- 814 in 1985-86
- 813 in 1986-87
- 803 in 1984-85
- 798 in 2002-03

Big Ten: 535 in 1976

Field Goal Attempts

- 1,915 in 1963-64
- 1,831 in 1970-71
- 1,818 in 1974-75
- 1,812 in 1961-62
- 1,808 in 1975-76

Big Ten: 1,258 in 1976

Field Goal Percentage

- .503 (743-1476) in 1990-91
- .501 (774-1546) in 1988-89
- .488 (803-1646) in 1984-85
- .483 (814-1686) in 1985-86
- .479 (813-1696) in 1986-87

Big Ten: .486 (417-858) in 1991

3-Point Field Goals

- 225 in 1993-94
- 219 in 1992-93
- 211 in 2001-02
- 207 in 1999-00
- 204 in 1998-99

Big Ten: 138 in 1993

3-Point Field Goal Attempts

- 609 in 1993-94
- 602 in 1999-00
- 593 in 2001-02
- 572 in 1998-99
- 570 in 1992-93

Big Ten: 374 in 1993

3-Point Field Goal Pct.

- .448 (146-326) in 1988-89
- .447 (160-358) in 1986-87
- .432 (126-292) in 1987-88
- .426 (179-420) in 1991-92
- .413 (186-450) in 1990-91

Big Ten: .452 (85-188) in 1988

Free Throws

- 495 in 1954-55
- 492 in 2003-04
- 486 in 1953-54
- 473 in 1995-96
473 in 1952-53

Big Ten: 345 in 1955

Free Throw Attempts

- 717 in 1952-53
- 695 in 1953-54
- 693 in 1954-55
- 687 in 1994-95
- 684 in 2003-04

Big Ten: 479 in 1955

Free Throw Percentage

- .758 (413-545) in 1983-84
- .743 (361-496) in 1984-85
- .740 (413-558) in 1998-99
- .733 (368-502) in 1985-86
- .732 (453-619) in 2002-03

Big Ten: .787 (200-254) in 1999

Rebounds

- 1,268 in 1970-71
- 1,245 in 1972-73
- 1,207 in 1966-67
- 1,196 in 1962-63
- 1,177 in 1961-62

Big Ten: 776 in 1976

Offensive Rebounds

- 362 in 1995-96
- 356 in 2003-04
- 332 in 1989-90
- 331 in 1993-94
- 328 in 2001-02

Rebound Average

- 52.8 in 1970-71
- 51.9 in 1972-73
- 50.3 in 1966-67
- 50.0 in 1950-51
- 49.8 in 1962-63

Big Ten: 51.6 in 1971

Opponents Rebounding Avg.

- 29.5 in 1988-89
- 29.6 in 2000-01
- 29.8 in 1990-91
- 30.2 in 2003-04
- 30.5 in 1983-84

Big Ten: 29.6 in 2004

Assists

- 506 in 1986-87
 - 478 in 1999-00
 - 472 in 1993-94
 - 469 in 1990-91
 - 456 in 1984-85
- Big Ten: 281 in 1987*

Fewest Turnovers

- 320 in 2003-04
 - 334 in 2002-03
 - 337 in 2000-01
 - 374 in 1984-85
 - 377 in 1998-99
- Big Ten: 166 in 2003*

Fewest Turnovers / Game

- 10.0 in 2003-04
 - 10.4 in 2002-03
 - 11.3 in 1999-00
 - 11.6 in 2000-01
 - 11.8 in 1998-99
- Big Ten: 10.4 in 2003 and 2004*

Blocked Shots

- 153 in 1991-92
 - 135 in 1993-94
 - 103 in 1994-95
 - 102 in 1999-00
 - 97 in 1996-97
- Big Ten: 79 in 1994*

Steals

- 236 in 1999-00
 - 224 in 1998-99
 - 221 in 2002-03
 - 220 in 1988-89
 - 220 in 2003-04
- Big Ten: 140 in 1993*

(NOTE: single-season team records in conference games only are listed in italics)

Single Game

Points

- 120 vs. SMU (120-82), 12/9/67
 - 115 vs. Miss. Valley St. (115-79), 12/23/93
115 vs. Gonzaga (115-71), 12/17/63
 - 114 vs. Michigan Tech (114-70), 12/5/70
 - 113 vs. Iowa (113-87), 2/9/74
- Big Ten: 113 vs. Iowa, 2/9/74*

Scoring Defense

- 29 vs. Loyola-Chicago (66-29), 11/14/98
29 vs. Michigan State (35-29), 2/24/51
 - 30 vs. Brown (52-30), 12/7/96
 - 33 vs. Northwestern (56-33), 1/17/98
33 vs. Washington (Mo.) (43-33), 12/9/57
- Big Ten: 29 vs. Michigan State (35-29), 2/24/51*

Field Goals

- 48 vs. Southern Methodist, 12/9/67
48 vs. Gonzaga, 12/17/63
 - 44 vs. Eastern Illinois, 12/1/70
44 vs. Illinois, 3/11/67
44 vs. West Virginia, 12/18/65
44 at LSU, 12/18/54
- Big Ten: 44 vs. Illinois, 3/11/67*

Field Goal Attempts

- 113 at Michigan State, 1/6/64
 - 111 vs. Michigan Tech, 12/5/70
 - 102 vs. South Dakota, 12/9/72
 - 99 vs. Northern Michigan, 12/11/71
 - 97 vs. West Virginia, 12/18/65
- Big Ten: 113 at Michigan State, 1/6/64*

Field Goal Percentage

- .744 (32-43) vs. Army, 12/30/79
 - .687 (33-48) vs. N. Illinois, 12/22/84
 - .667 (32-48) at New Mexico, 12/29/84
 - .649 (24-37) at Minnesota, 1/3/87
 - .648 (35-54) vs. E. Illinois, 12/28/95
- Big Ten: .649 (24-37) at Minnesota, 1/3/87*

Field Goal Pct. Defense

- .183 vs. Creighton, 1/8/49
.183 vs. Missouri, 12/9/48
 - .184 vs. Brown, 12/7/96
.184 vs. Purdue, 1/19/48
.184 vs. Indiana, 1/15/49
- Big Ten: .184 vs. Purdue, 1/19/48 and .184 vs. Indiana, 1/15/49*

3-Point Field Goals

- 15 vs. Missouri, 3/19/94
15 vs. Alcorn State, 12/29/92
 - 14 at Temple, 12/14/00
14 vs. Michigan State, 2/2/94
14 vs. Texas-Arlington, 12/22/90
- Big Ten: 14 vs. Michigan State, 2/2/94*

3-Point Field Goal Attempts

- 40 vs. Temple, 12/3/01
 - 37 vs. Missouri, 3/19/94
 - 35 at Eastern Michigan, 12/10/94
 - 32 at Marquette, 12/31/94
 - 31 vs. UW-Milwaukee, 11/27/93
31 vs. Northwestern, 2/3/93
- Big Ten: 31 vs. Northwestern, 2/3/93*

3-Point Field Goal Pct.

- (min. 8 attempts)
- .900 (9-10) at Illinois, 1/25/97
 - .889 (8-9) vs. North Dakota State, 12/10/86
 - .778 (7-9) vs. Indiana, 3/3/90
.778 (7-9) at Iowa, 2/10/90
 - .750 (6-8) vs. Gonzaga, 12/1/89
.750 (9-12) vs. Denver, 12/14/88
- Big Ten: .900 (9-10) at Illinois, 1/25/97*

Free Throws

- 41 at Illinois, 1/1/55
 - 40 vs. Minnesota, 1/12/53
 - 37 at Michigan, 2/21/53
 - 36 vs. Ohio State, 2/6/02
36 vs. Sam Houston State, 12/13/92
- Big Ten: 41 at Illinois, 1/1/55*

Free Throw Attempts

- 61 at Michigan, 2/21/53
 - 54 at Illinois, 1/1/55
 - 50 at Indiana, 2/12/62
 - 48 vs. Sam Houston State, 12/13/92
48 vs. Michigan State, 3/9/53
48 vs. Minnesota, 1/12/53
- Big Ten: 61 at Michigan, 2/21/53*

Free Throw Percentage

- (min. 12 attempts)
- 1.000 (22-22) vs. Purdue, 2/7/76
1.000 (13-13) at Loyola, 12/12/87
1.000 (12-12) vs. Marquette, 12/4/90
1.000 (12-12) vs. S. Illinois, 12/3/83
 - .962 (25-26) vs. Michigan, 2/26/92
- Big Ten: 1.000 (22-22) vs. Purdue, 2/7/76*

Rebounds

- 79 vs. Michigan Tech, 12/5/70
 - 76 vs. South Dakota, 12/9/72
 - 74 vs. Iowa, 2/6/71
74 vs. Washington (Mo.), 12/11/61
 - 73 vs. Gonzaga, 12/17/63
- Big Ten: 74 vs. Iowa, 2/6/71*

Assists

- 33 vs. Northwestern, 3/7/53
 - 31 vs. South Dakota, 12/6/84
31 at Louisiana State, 12/18/54
 - 30 vs. Iowa, 3/9/94
 - 29 vs. Mississippi Valley State, 12/23/93
- Big Ten: 33 vs. Northwestern, 3/7/53*

Fewest Turnovers

1. 2 vs. Penn State, 3/3/93
 2. 4 vs. Michigan State, 3/11/00
 3. 5, nine times; MR vs. Indiana (1/6/04)
- Big Ten: 2 vs. Penn State, 3/3/93*

Blocked Shots

1. 12 vs. Northwestern, 3/9/00
 2. 11 at Portland, 11/30/91
 - 11 vs. Texas-Arlington, 12/22/90
 - 11 vs. Ferris State, 11/28/88
 - 11 vs. Rollins, 12/1/73
- Big Ten: 12 vs. Northwestern, 3/9/00**

Steals

1. 17 vs. Michigan State, 1/7/88
 2. 16 vs. New Hampshire, 12/11/02
 - 16 vs. Denver, 12/14/88
 4. 15, five times; MR
- Big Ten: 17 vs. Michigan State, 1/7/88*

(NOTE: single-game team records in conference games only are listed in italics after each statistical category)

*Big Ten Tournament game

Single Half**Points**

1. 67 vs. Iowa, 1/25/88 (2nd)
 2. 65 vs. Cleveland State, 12/22/79 (2nd)
 - 65 vs. Gonzaga, 12/17/63 (2nd)
 4. 63 vs. Miss. Valley State, 12/23/93 (2nd)
 - 63 vs. Southern Methodist, 12/9/67 (1st)
- Big Ten: 67 vs. Iowa, 1/25/88 (2nd)*

Scoring Defense

1. 8 vs. Pittsburgh, 12/12/47 (1st)
 2. 10 at Marquette, 12/23/98 (1st)
 - 10 at Marquette, 12/31/48 (1st)
 4. 11 vs. Michigan State, 2/9/48 (2nd)
 5. 12 vs. Brown, 12/7/96 (2nd)
 - 12 vs. UNC-Wilmington, 11/30/96 (1st)
 - 12 vs. Marquette, 12/2/50 (2nd)
- Big Ten: 11 vs. Michigan State, 2/9/48 (2nd)*

Field Goals

1. 28 vs. Georgia, 12/17/63 (2nd)
 2. 27 vs. Iowa, 1/25/88 (2nd)
 3. 26 vs. Southern Methodist, 12/9/67 (1st)
 4. 25 vs. Purdue, 3/2/68 (2nd)
 - 25 vs. West Virginia, 12/18/65 (1st)
 - 25 vs. Indiana, 2/25/63 (1st)
- Big Ten: 27 vs. Iowa, 1/25/88 (2nd)*

Field Goal Attempts

1. 58 at Michigan State, 1/6/64 (2nd)
 2. 57 vs. Michigan Tech, 12/5/70 (2nd)
 3. 56 vs. SIU-Edwardsville, 12/2/72 (2nd)
 - 56 vs. Ohio State, 2/29/70 (2nd)
 5. 55 at Michigan State, 1/6/64 (1st)
- Big Ten: 58 at Michigan State, 1/6/64 (2nd)*

Field Goal Percentage

1. .778 (14-18) vs. Bowling Green, 3/13/91 (2nd)
 2. .773 (17-22) vs. N. Illinois, 12/18/84 (2nd)
 3. .762 (16-21) vs. Northwestern, 1/30/88 (1st)
 4. .760 (19-25) vs. Army, 12/30/79 (2nd)
 5. .750 (15-20) vs. NE Illinois, 11/28/95 (1st)
- Big Ten: .762 (16-21) vs. Northwestern, 1/30/88 (1st)*

Field Goal Pct. Defense

1. .118 vs. Brown, 12/7/96 (2nd)
 2. .136 at Marquette, 12/23/98 (1st)
 3. .154 vs. Michigan State, 1/17/96 (1st)
 4. .158 vs. Northwestern, 2/18/01 (1st)
 - .158 vs. Northwestern, 2/10/99 (1st)
- Big Ten: .154 vs. Michigan State, 1/17/96 (1st)*

3-Point Field Goals

1. 11 at Eastern Michigan, 12/10/94 (2nd)
 2. 10 vs. Michigan, 12/16/00 (1st)
 3. 9, six times; MR at Temple, 12/9/98 (1st)
- Big Ten: 10 vs. Michigan, 12/16/00*

3-Point Field Goal Attempts

1. 24 at Eastern Michigan, 12/10/94 (2nd)
 2. 22 vs. Missouri, 3/19/94 (2nd)
 3. 18 vs. Iowa, 1/25/88 (2nd)
 4. 17, seven times; MR at Tennessee, 11/21/00 (2nd)
- Big Ten: 17, four times; MR vs. Michigan State, 2/2/94 (1st)*

3-Point Field Goal Pct.

- (min. 5 attempts)
1. 1.000 (10-10) vs. Michigan, 2/16/00 (1st)
 - 1.000 (6-6) at Illinois, 1/25/97 (1st)
 - 1.000 (5-5) at Wright St., 12/5/95 (2nd)
 - 1.000 (6-6) vs. North Dakota State, 12/10/86 (1st)
 5. .857 (6-7) at Iowa, 2/10/90 (1st)
- Big Ten: 1.000 (10-10) vs. Michigan, 2/16/00 (1st)*

Free Throws

1. 31 at St. Bonaventure, 12/14/96 (2nd)
 2. 27 vs. Ohio State, 3/4/89 (2nd)
 3. 26 vs. Marquette, 2/19/90 (2nd)
 4. 23 vs. Washington State, 12/1/84 (2nd)
 5. 22, five times; MR vs. Iowa, 1/16/01 (2nd)
- Big Ten: 27 vs. Ohio State, 3/4/89 (2nd)*

Free Throw Attempts

1. 42 at St. Bonaventure, 12/14/96 (2nd)
 2. 36 vs. Ohio State, 3/4/89 (2nd)
 3. 35 vs. Minnesota, 1/7/91 (2nd)
 4. 33 vs. Marquette, 2/19/90 (2nd)
 5. 31 at Indiana, 2/12/62 (2nd)
- Big Ten: 36 vs. Ohio State, 3/4/89 (2nd)*

Free Throw Percentage

- (min. 12 attempts)
1. 1.000 (15-15) vs. Purdue, 2/7/76 (2nd)
 - 1.000 (13-13) vs. Purdue, 2/2/92 (1st)
 - 1.000 (13-13) at Ohio St., 1/7/89 (2nd)
 - 1.000 (13-13) vs. Florida, 12/20/67 (2nd)
 - 1.000 (12-12) at Marquette, 12/4/90 (2nd)
 - 1.000 (12-12) vs. Pittsburgh, 12/30/86 (2nd)
- Big Ten: 1.000 (15-15) vs. Purdue, 2/7/76 (2nd)*

Rebounds

1. 46 vs. Michigan Tech, 12/1/71 (2nd)
 - 46 vs. Gonzaga, 12/17/63 (2nd)
 3. 45 vs. South Dakota St., 12/9/72 (1st)
 4. 43 at Michigan State, 1/6/64 (1st)
 5. 40 vs. DePauw, 12/15/73 (1st)
 - 40 vs. Michigan Tech, 12/5/70 (1st)
 - 40 vs. Boston College, 12/18/64 (1st)
- Big Ten: NA*

Assists

1. 17 vs. Miss. Valley State, 12/23/93 (2nd)
 - 17 vs. Alcorn State, 12/29/92 (1st)
 - 17 vs. UT-Arlington, 12/22/90 (2nd)
 - 17 vs. Iowa State, 12/7/74 (1st)
 5. 16 vs. Iowa, 1/25/88 (2nd)
 - 16 vs. LSU, 12/18/54 (1st)
- Big Ten: 16 vs. Iowa, 1/25/88 (2nd)*

Fewest Turnovers

1. 0 vs. Indiana, 1/4/97 (2nd)
 2. 1, seven times; MR vs. Penn State, 3/3/93 (1st and 2nd)
- Big Ten: 0 vs. Indiana, 1/4/97 (2nd)*

Blocked Shots

1. 7 at Illinois, 1/22/92 (1st)
 - 7 vs. UT-Arlington, 12/22/90 (1st)
 - 7 vs. San Francisco St., 11/29/90 (2nd)
 - 7 vs. Rollins College, 12/1/73 (1st)
 4. 6, four times; MR vs. Northwestern, 3/9/00 (1st and 2nd)
- Big Ten: 7 at Illinois, 1/22/92 (1st)*

Steals

1. 11 vs. Denver, 12/14/88 (2nd)
 2. 10 vs. Minnesota, 1/22/00 (1st)
 - 10 vs. Michigan State, 1/7/88 (1st)
 - 10 at Purdue, 1/30/82 (2nd)
 5. 9, six times; MR vs. New Hampshire, 12/11/02 (2nd)
- Big Ten: 10, three times; MR vs. Minnesota, 1/22/00 (1st)*

Scoring Margins

Biggest Wins

- 55 Denver (89-34), 12/14/88
- 52 Morgan State (94-42), 12/23/79
- 52 North Dakota State (102-50), 1/23/62
- 49 New Hampshire (85-36), 12/11/02
- 46 North Dakota (94-48), 12/7/68

Biggest Home Wins

- 55 Denver (89-34), 12/14/88
- 52 Morgan State (94-42), 12/23/79
- 52 North Dakota State (102-50), 1/23/62
- 49 New Hampshire (85-36), 12/11/02
- 46 North Dakota (94-48), 12/7/68

Biggest Road Wins

- 38 at Chaminade (104-66), 11/22/95
- 37 vs. Nebraska (78-41), 11/22/98
- 36 at Loyola Marymount (103-67), 12/4/93
- 35 vs. Navy (93-58), 12/29/91
- 34 at Chicago (54-20), 2/9/42

Attendance

Largest Crowds to Watch the Badgers

No. Attend. Arena

- 1. 43,116 RCA Dome, Indianapolis
- 2. 28,168 HHH Metrodome, Minneapolis
- 3. 23,266 Rupp Arena, Lexington
- 4. 22,011 United Center, Chicago
- 5. 21,739 United Center, Chicago
- 6. 21,711 United Center, Chicago
- 21,711 United Center, Chicago
- 8. 20,695 United Center, Chicago
- 9. 20,297 United Center, Chicago
- 10. 19,627 United Center, Chicago
- 11. 19,200 Value City Arena, Columbus
- 12. 19,165 Chicago Stadium
- 13. 19,100 Value City Arena, Columbus
- 14. 18,996 Consecro Fieldhouse, Indianapolis
- 15. 18,866 Bradley Center, Milwaukee
- 18,866 Bradley Center, Milwaukee
- 17. 18,789 MCI Center, Washington, D.C.
- 18. 18,770 MCI Center, Washington, D.C.
- 19. 18,692 Value City Arena, Columbus
- 20. 18,677 Bradley Center, Milwaukee

Biggest Defeats

- 53 at Iowa (48-101), 2/10/86
- 53 at Indiana (61-114), 1/3/76
- 44 at UCLA (56-100), 12/28/66
- 44 Michigan (59-103), 2/22/64
- 41 at UCLA (53-94), 11/25/72
- 41 at Rice (37-78), 12/6/58

Biggest Home Defeats

- 44 Michigan (59-103), 2/22/64
- 37 Ohio State (69-106), 2/8/60
- 33 Purdue (42-75), 2/7/96
- 32 Ohio State (68-100), 1/30/61
- 31 Minnesota (78-109), 2/12/94
- 31 Michigan State (57-88), 2/2/59

Biggest Road Defeats

- 53 at Iowa (48-101), 2/10/86
- 53 at Indiana (61-114), 1/3/76
- 44 at UCLA (56-100), 12/28/66
- 41 at UCLA (53-94), 11/25/72
- 41 at Rice (37-78), 12/6/58

UW'S 100-POINT GAMES

- 120 Southern Methodist (82), 12/9/67
- 115 Mississippi Valley State (79), 12/23/93
- 115 Gonzaga (71), 12/17/63
- 114 Michigan Tech (70), 12/5/70
- 113 Iowa (87), 2/9/74
- 110 Alcorn State (81), 12/29/92
- 110 Northwestern (94), 2/21/67
- 108 Detroit Mercy (86), 12/23/92
- 107 Michigan Tech (74), 12/1/71
- 107 Louisiana State (68), 12/18/54
- 106 UW-Milwaukee (84), 11/27/93
- 105 Eastern Illinois (70), 12/28/95
- 105 Texas-Arlington (74), 12/22/90
- 105 DePauw (63), 11/29/75
- 105 at Indiana (94), 2/12/62
- 105 vs. Dayton (93), 12/28/61
- 104 vs. Chaminade (66), 11/22/95
- 104 Cal. State-L.A. (88), 12/27/85
- 104 Northern Michigan (65), 12/11/71
- 104 Purdue (84), 3/2/68
- 104 vs. Arizona (77), 12/30/66
- 104 vs. Georgia Tech (84), 12/28/63
- 103 Cleveland State (78), 12/22/79
- 103 Grambling (83), 12/29/93
- 103 at Loyola Marymount (67), 12/4/93
- 103 Michigan State (96), 2/22/75
- 103 Illinois (101), 2/19/62
- 102 Eastern Illinois (84), 12/1/70
- 102 Illinois (92), 3/11/67
- 102* at Michigan (120), 2/12/66
- 102 Indiana (96), 2/25/63
- 102 North Dakota State (50), 1/23/62
- 101 Northwestern (87), 2/3/93
- 101 Charleston Southern (72), 12/14/92
- 101 Illinois (75), 1/19/74
- 101 Michigan State (74), 2/29/72
- 100 Florida A&M (56), 11/26/83
- 100 SIU-Edwardsville (74), 12/2/72
- 100* at Iowa (119), 2/10/70

*losses

Winning Streaks and Best Starts

All-time Badger Winning Streaks

Overall

No.	Began	Opponent	Site	Score	Ended	Opponent	Site	Score
29	Dec. 9, 1911	Beloit	H	31-18	March 7, 1913	Chicago	A	10-23
24	Dec. 13, 1913	Knox	H	48-15	Jan. 23, 1915	Chicago	H	19-24
19	Jan. 11, 1941	Iowa	H	49-35	Dec. 31, 1941	Dartmouth	N	49-57
16	Jan. 29, 1916	Chicago	A	29-18	Jan. 13, 1917	Minnesota	A	25-33
12	Dec. 10, 1915	Beloit	H	38-11	Jan. 22, 1916	Illinois	A	20-27
12	Feb. 1, 1907	Illinois	H	47-13	Feb. 28, 1908	Chicago	A	19-24

Single Season


No.	Began	Opponent	Site	Score	Ended	Opponent	Site	Score
15	Jan. 11, 1941	Iowa	H	49-35	March 29, 1941	Washington St.	N	39-34
15	Dec. 13, 1913	Knox	H	48-15	March 10, 1914	Purdue	A	27-13
15	Dec. 9, 1911	Beloit	H	31-18	March 16, 1912	Indiana	A	32-21
14	Dec. 7, 1912	Ripon	H	40-13	March 7, 1913	Chicago	A	10-23
12	Dec. 10, 1915	Beloit	H	38-11	Jan. 22, 1916	Illinois	A	20-27

Home Games (Overall)

No.	Began	Opponent	Score	Ended	Opponent	Score
33	March 8, 1911	Northwestern	23-11	Jan. 23, 1915	Chicago	19-24
28	Dec. 7, 2002	UNLV	91-74	Current streak entering 2004-05 season		
24	Jan. 14, 1929	Indiana	24-20	Feb. 14, 1931	Minnesota	15-42
18	Feb. 19, 1915	Purdue	26-21	Jan. 26, 1917	Chicago	13-21
18	Feb. 27, 1909	Purdue	29-6	March 1, 1911	Minnesota	13-21

Road Games (Overall)

No.	Began	Opponent	Score	Ended	Opponent	Score
12	Dec. 20, 1911	Beloit	20-12	March 7, 1913	Chicago	10-23
10	Jan. 10, 1914	Illinois	26-25	Feb. 8, 1915	Illinois	19-39
7	Jan. 29, 1916	Chicago	29-18	Jan. 13, 1917	Minnesota	25-33
7	Dec. 30, 1915	Ripon	27-15	Jan. 22, 1916	Illinois	20-27
7	March 3, 1905	Co. F Portage	52-28	March 2, 1906	Chicago	18-35



Wisconsin compiled a 55-4 home record during Freddie Owens' four seasons (2001-04).

UW's Best Starts

Unbeaten

- 6-0: 15 times, last in 1996-97
- 7-0: 13 times, last in 1993-94
- 8-0: 10 times, last in 1993-94
- 9-0: 7 times, last in 1993-94
- 10-0: 5 times, last in 1993-94
- 11-0: 5 times, last in 1993-94
- 12-0: 4 times, last in 1915-16
- 13-0: 3 times, last in 1913-14
- 14-0: 3 times, last in 1913-14
- 15-0: 2 times, last in 1913-14

No UW team has ever been unbeaten with more than 15 wins.

One-Loss

- 6-1: 23 times, last in 2003-04
- 7-1: 16 times, last in 2003-04
- 8-1: 14 times, last in 2003-04
- 9-1: 13 times, last in 2000-01
- 10-1: 7 times, last in 2000-01
- 11-1: 5 times, last in 1998-99
- 12-1: 6 times, last in 1998-99
- 13-1: 2 times, last in 1928-29
- 14-1: 3 times, last in 1928-29
- 15-1: once, in 1915-16
- 16-1: once, in 1915-16
- 17-1: once, in 1915-16
- 18-1: once, in 1915-16
- 19-1: once, in 1915-16
- 20-1: once, in 1915-16

WISCONSIN RECORDS



Opponent Records

Individual

Field Goals

- 18 Lynn Greer (Temple), 12/3/01
- 18 Scott Skiles (Michigan State), 1/30/86
- 18 Bill Bradley (Princeton), 12/21/63

Field Goal Attempts

- 42 Oliver Shannon (Minnesota), 3/6/71
- 42 Pete Maravich (LSU), 12/15/67

Field Goal Percentage (min. 10 att.)

- .929 (13-14), Quinn Buckner (Indiana), 1/20/75
- .929 (13-14), Terry Furlow (Michigan State), 1/25/75

Three-point Field Goals

- 8 Shawn Respert (Michigan State), 3/11/95

Three-point Field Goal Attempts

- 17 Shawn Respert (Michigan State), 3/11/95

Three-point FG Percentage (min. 6 att.)

- 1.000 (7-7), Glen Rice (Michigan), 2/25/89
- 1.000 (6-6), Doug Altenberger (Illinois), 2/7/87

Free Throws

- 17 Geno Carlisle (Northwestern), 2/21/96
- 17 Dennis Hopson (Ohio State), 2/12/87

Free Throw Attempts

- 22 Dennis Hopson (Ohio State), 2/12/87

Free Throw Percentage (min. 10 att.)

- 1.000, many times (Most — 14-14, Glenn Robinson (Purdue), 2/13/93)

Rebounds

- 30 Chuck Darling (Iowa), 3/3/52

Assists

- 16 Arriel McDonald (Minnesota), 1/12/94

Blocked Shots

- 9 Acie Earl (Iowa), 1/29/92

Steals

- 8 Brett Etherington (Butler), 12/15/90
- 8 Brent Carmichael (N. Iowa), 12/1/82
- 8 Darryl Mitchell (Minnesota), 1/8/81

Minutes Played

- 55 Steve Alford (Indiana), 2/16/87
- 55 Terry Donnelly (Michigan State), 1/29/77

Team

Points in a Half

- 63 Kentucky, 2nd, 12/20/63

Field Goals

- 49 Michigan, 2/12/66

Field Goal Attempts

- 108 Minnesota, 3/6/71

Field Goal Percentage

- .702 (33-47), Indiana, 2/24/01

Field Goal Percentage in a Half

- .818 (18-22), 2nd, Michigan State, 2/24/68

Three-point Field Goals

- 14 Indiana, 2/24/01

Three-point Field Goal Attempts

- 33 Illinois, 1/25/97

Three-point FG Percentage (min 8 att.)

- .875 (7-8), Illinois, 2/7/87

Free Throws

- 40 Iowa, 1/21/95

Free Throw Attempts

- 52 Iowa, 1/21/95

Free Throw Percentage (min. 12 att.)

- 1.000, many (Most: 25-25, Purdue, 2/7/76)

Rebounds

- 83 Michigan State, 3/2/59

Assists

- 33 UCLA, 11/25/72

Fewest Turnovers

- 4 Illinois, 2/3/96

Blocked Shots

- 13 Georgia, 12/28/74

Steals


- 20 Indiana, 1/31/76

MOST POINTS/INDIVIDUAL

- 50 Terry Dischinger (Purdue), 1/27/62
- 47 Bill Bradley (Princeton), 12/21/63
- 47 Lynn Greer (Temple), 12/3/01
- 44 Henry Wilmore (Michigan), 1/9/71
- 44 Tony Smith (Marquette), 2/19/90
- 44 Jimmy Rayl (Indiana), 2/12/62
- 42 Glenn Robinson (Purdue), 2/13/93
- 42 Oliver Shannon (Minnesota), 3/6/71
- 42 Pete Maravich (LSU), 12/15/67
- 41 Scott May (Indiana), 2/26/76
- 40 Rick Mount (Purdue), 1/9/68
- 40 Gary Bradds (Ohio State), 2/15/64

MOST POINTS/TEAM

- 120 at Michigan (102), 2/12/66
- 119 at Iowa (100), 2/10/70
- 114 at Indiana (61), 1/31/76
- 111 at Minnesota (92), 2/1/64
- 109 vs. Missouri (96), 3/19/94
- 109 Minnesota (78), 2/12/94
- 108 at Indiana (82), 2/24/64
- 108 at Kentucky (85), 12/20/63
- 107 at Michigan (86), 2/2/76
- 107 at Purdue (80), 2/16/74



Individual Records

Career

Points

- 2,147 Michael Finley, 1992-95
- 1,854 Danny Jones, 1987-90
- 1,745 Claude Gregory, 1978-81
- 1,736 Rick Olson, 1983-86
- 1,545 Trent Jackson, 1986-89
- 1,454 Kirk Penney, 2000-03
- 1,425 Devin Harris, 2002-04
- 1,408 Clarence Sherrod, 1969-71
- 1,405 Cory Blackwell, 1982-84
- 1,294 Sean Mason, 1995-96, '98-99

Big Ten: 1,385, Michael Finley, 1992-95

Scoring Average

- 19.6 Clarence Sherrod, 1969-71
- 18.7 Michael Finley, 1992-95
- 18.1 Wes Matthews, 1978-80
- 16.9 Cory Blackwell, 1982-84
- 16.9 Joe Franklin, 1966-68
- 16.6 Leon Howard, 1971-73
- 15.9 Claude Gregory, 1978-81
- 15.9 James Johnson, 1967-69
- 15.7 Danny Jones, 1987-90
- 15.6 Rashard Griffith, 1994-95
- 15.6 Trent Jackson, 1986-89

Big Ten: 21.1, Clarence Sherrod, 1969-71

Field Goals


- 739 Michael Finley, 1992-95
- 729 Rick Olson, 1983-86
- 723 Danny Jones, 1987-90
- 656 Claude Gregory, 1978-81
- 563 Cory Blackwell, 1982-84
- 557 Trent Jackson, 1986-89
- 503 Kirk Penney, 2000-03
- 500 Clarence Sherrod, 1969-71
- 489 Wes Matthews, 1978-80
- 465 Joe Chernelich, 1977-80

Big Ten: 471, Michael Finley, 1992-95

Field Goal Attempts

- 1,681 Michael Finley, 1992-95
- 1,535 Rick Olson, 1983-86
- 1,492 Claude Gregory, 1978-81
- 1,351 Danny Jones, 1987-90
- 1,234 Cory Blackwell, 1982-84
- 1,230 Clarence Sherrod, 1969-71
- 1,218 Bob Litzow, 1956-58
- 1,206 Trent Jackson, 1986-89
- 1,199 Don Rehfeldt, 1947-50
- 1,158 Kirk Penney, 2000-03

Big Ten: 1,098, Michael Finley, 1992-95



Kirk Penney, a two-time, first-team All-Big Ten performer, is among the top 10 on the UW career lists in nine categories including points (sixth), 3-point field goals (second), 3-point attempts (second) and minutes played (sixth).

Field Goal Percentage

(min. 500 attempts)

- .573 Patrick Tompkins (306-534), '88-91
- .557 Andy Kowske (359-645), 1998-01
- .554 Rashard Griffith (294-531), 1994-95
- .545 Willie Simms (391-717), 1988-91
- .535 Danny Jones (723-1351), 1987-90
- .527 J.J. Weber (405-768), 1984-87
- .512 Joe Chernelich (465-908), 1977-80
- .493 Mike Heineman (262-532), 1984-87
- .493 Brad Sellers (356-723), 1982-83
- .491 Scott Roth (455-927), 1982-85

Big Ten (min. 400 att.): .532, Danny Jones (446-839), 1987-90

3-Point Field Goals

- 227 Tim Locum, 1988-91
- 217 Kirk Penney, 2000-03
- 213 Michael Finley, 1992-95
- 193 Trent Jackson, 1986-89
- 187 Devin Harris, 2002-04
- 167 Tracy Webster, 1992-94
- 166 Sean Mason, 1995-99
- 162 Andy Kilbride, 1992-95
- 120 Jon Bryant, 1999-2000
- 103 Duany Duany, 1996-2000

Big Ten: 141, Michael Finley, 1992-95

3-Point Field Goal Attempts

- 631 Michael Finley, 1992-95
- 561 Kirk Penney, 2000-03
- 499 Devin Harris, 2002-04
- 481 Tim Locum, 1988-91
- 471 Sean Mason, 1995-99
- 430 Trent Jackson, 1986-89
- 406 Tracy Webster, 1992-94
- 388 Andy Kilbride, 1992-95
- 319 Jon Bryant, 1999-2000
- 316 Duany Duany, 1996-2000

Big Ten: 413, Michael Finley, 1992-95

3-Point Field Goal Pct.

(min. 60 attempts)

- .475 Mike Heineman (29-61), 1984-87
- .472 Tim Locum (227-481), 1988-91
- .449 Trent Jackson (193-430), 1986-89
- .431 Brian Good (94-218), 1989-92
- .424 Shelton Smith (59-139), 1985-87
- .418 Andy Kilbride (162-388), 1992-95
- .411 Tracy Webster (167-406), 1992-94
- .396 John Ellenson (36-91), 1989-91
- .387 Kirk Penney (217-561), 2000-03
- .376 Jon Bryant (120-319), 1999-00

Big Ten (min. 100 att.): .454, Tim Locum (128-282), 1988-91; and Trent Jackson (128-282), 1986-89

Free Throws

- 456 Michael Finley, 1992-95
- 433 Claude Gregory, 1978-81
- 408 Danny Jones, 1987-90
- 408 Clarence Sherrod, 1969-71
- 362 Devin Harris, 2002-04
- 332 Sean Mason, 1995-99
- 316 Dick Cable, 1952-55
- 307 Paul Morrow, 1952-54
- 301 James Johnson, 1967-69
- 299 Leon Howard, 1971-73

Big Ten: 302, Michael Finley, 1992-95

Free Throw Attempts

- 599 Danny Jones, 1987-90
- 593 Michael Finley, 1992-95
- 586 Claude Gregory, 1978-81
- 522 Clarence Sherrod, 1969-71
- 476 Joe Franklin, 1966-68
- 449 Paul Morrow, 1952-54
- 429 James Johnson, 1967-69
- 423 Leon Howard, 1971-73
- 422 Ab Nicholas, 1950-52
- 418 Sean Mason, 1995-99

Big Ten: 387, Michael Finley, 1992-95; and Claude Gregory, 1978-81

Free Throw Percentage

(min. 175 attempts)

1. .870 Rick Olson (260-299), 1983-86
2. .856 Tim Locum (166-194), 1988-91
3. .817 Wes Matthews (273-334), 1978-80
4. .804 Mike Carlin (172-214), 1966-68
5. .801 Dick Miller (246-307), 1954-56
6. .794 Sean Mason (332-418), 1995-99
7. .782 C. Sherrod (408-522), 1969-71
8. .778 Devin Harris (362-465), 2002-04
9. .775 Tracy Webster (207-267), 1992-94
10. .773 Trent Jackson (238-308), 1986-89

Big Ten (min. 100 att.): .874, Rick Olson (166-190), 1983-86

Rebounds

1. 904 Claude Gregory, 1978-81
2. 858 Joe Franklin, 1966-68
3. 841 Joe Chernelich, 1977-80
4. 806 Kim Hughes, 1972-74
5. 718 Larry Petty, 1978-81
6. 680 Dale Koehler, 1973-76
7. 656 Andy Kowske, 1998-01
8. 648 Michael Finley, 1992-95
9. 644 Sean Daugherty, 1995-98
10. 641 Tom Gwyn, 1961-63

Big Ten: 609, Claude Gregory, 1978-81

Rebounding Average

(min. 500 rebounds)

1. 11.9 Joe Franklin, 1966-68
2. 11.2 Kim Hughes, 1972-74
3. 10.4 Jack Brens, 1962-64
4. 8.9 Tom Gwyn, 1961-63
5. 8.7 Dale Koehler, 1973-76
6. 8.2 Claude Gregory, 1978-81



Claude Gregory grabbed 904 rebounds during his Badger career, most in UW history.

7. 7.8 Kerry Hughes, 1972-74
8. 7.7 Joe Chernelich, 1977-80
9. 7.6 Leon Howard, 1971-73
- 7.6 Ken Siebel, 1961-63

Big Ten (min. 350 reb.): 12.4, Joe Franklin, 1966-68

Offensive Rebounds

1. 240 Andy Kowske, 1998-01
2. **228 Mike Wilkinson, 2002-present**
3. 227 Sean Daugherty, 1995-98
4. 205 Michael Finley, 1992-95
5. 181 Patrick Tompkins, 1988-91
6. 176 Willie Simms, 1988-91
7. 150 Rashard Griffith, 1994-95
8. 145 Charlie Wills, 1999-02
9. 144 Mark Vershaw, 1998-01
- 144 Kurt Portmann, 1987-90

Offensive rebounds first tracked in 1987-88

Assists

1. 501 Tracy Webster, 1992-94
2. 388 Mike Heineman, 1984-87
3. 371 Michael Finley, 1992-95
4. 344 Mike Kelley, 1998-01
5. 335 Tom Molaski, 1986-89
6. 311 Mark Vershaw, 1998-01
7. 295 Devin Harris, 2002-04
8. 290 Arnold Gaines, 1977-80
9. 261 Trent Jackson, 1986-89
10. 259 Rick Olson, 1983-86

Big Ten: 295, Tracy Webster, 1992-94

Steals

1. 275 Mike Kelley, 1998-01
2. 183 Tracy Webster, 1992-94
3. 168 Michael Finley, 1992-95
4. 164 Devin Harris, 2002-04
5. 151 Trent Jackson, 1986-89
6. 133 Hennsy Auriantal, 1996-99
7. 131 Claude Gregory, 1978-81
- 131 **Mike Wilkinson, 2002-present**
9. 113 Wes Matthews, 1978-80
10. 111 Ty Calderwood, 1997, '99

Big Ten: 138, Mike Kelley, 1998-01


Blocked Shots

1. 124 Rashard Griffith, 1994-95
2. 120 Brad Sellers, 1982-83
3. 102 Kurt Portmann, 1987-90
4. 95 J.J. Weber, 1984-87
5. 92 Louis Ely, 1991-93
6. 86 Andy Kowske, 1998-01
- 86 **Mike Wilkinson, 2002-present**
8. 78 Michael Finley, 1992-95
9. 71 Sam Okey, 1996-98
10. 67 Claude Gregory, 1978-81

Big Ten: 80, Rashard Griffith, 1994-95

Games Played

1. 129 Charlie Wills, 1999-02
2. 128 Mike Kelley, 1998-01
- 128 Andy Kowske, 1998-01
- 128 Mark Vershaw, 1998-01



Mike Kelley had 275 steals in his career, 92 more than Tracy Webster, No. 2 on UW's career steals list.

5. 127 Kirk Penney, 2000-03
 6. 118 Tim Locum, 1988-91
 - 118 Danny Jones, 1987-90
 - 118 Kurt Portmann, 1987-90
 9. 117 Sean Daugherty, 1995-98
 10. 115 Michael Finley, 1992-95
- Big Ten: 72, five players tied

Games Started

1. 116 Mike Kelley, 1998-01
2. 112 Rick Olson, 1983-86
- 112 Michael Finley, 1992-95
4. 109 Andy Kowske, 1998-01
- 109 Danny Jones, 1987-90
6. 108 Joe Chernelich, 1977-80
7. 99 Larry Petty, 1978-81
8. 96 Devin Harris, 2002-04
9. 92 Kirk Penney, 2000-03
10. 88 Tracy Webster, 1992-94
- 88 Claude Gregory, 1978-81

Big Ten: 72, Rick Olson, 1983-86

Minutes Played

1. 3,962 Rick Olson, 1983-86
2. 3,945 Michael Finley, 1992-95
3. 3,712 Mike Kelley, 1998-01
4. 3,623 Danny Jones, 1987-90
5. 3,466 Mark Vershaw, 1998-01
6. 3,416 Kirk Penney, 2000-03
7. 3,410 Claude Gregory, 1978-81
8. 3,392 Larry Petty, 1978-81
9. 3,356 Devin Harris, 2002-04
10. 3,118 Andy Kowske, 1998-01

Big Ten: 2,588, Michael Finley, 1992-95

Season

Points

- 624 Devin Harris, 2004
 - 620 Michael Finley, 1993
 - 611 Danny Jones, 1989
 - 592 Michael Finley, 1994
 - 574 Trent Jackson, 1989
 - 571 Rick Olson, 1986
 - 570 Clarence Sherrod, 1971
 - 554 Michael Finley, 1995
 - 550 Claude Gregory, 1981
 - 549 Wes Matthews, 1980
- Big Ten: 417, Michael Finley, 1993*

Scoring Average

- 23.8 Clarence Sherrod, 1971
 - 22.7 Joe Franklin, 1968
 - 22.4 Clarence Sherrod, 1970
 - 22.1 Michael Finley, 1993
 - 20.5 Michael Finley, 1995
 - 20.4 Michael Finley, 1994
 - 20.4 Danny Jones, 1989
 - 20.4 Rick Olson, 1986
 - 20.4 Claude Gregory, 1981
 - 20.2 Dick Cable, 1955
- Big Ten: 24.8, Clarence Sherrod, 1970*

Rebounds

- 344 Jim Clinton, 1951
 - 334 Joe Franklin, 1968
 - 306 Jack Brens, 1963
 - 301 Kim Hughes, 1973
 - 290 Paul Morrow, 1952
 - 289 Joe Franklin, 1967
 - 281 Rashard Griffith, 1995
 - 270 James Gregory, 1977
 - 267 Tom Gwyn, 1963
 - 266 Kim Hughes, 1974
- Big Ten: 222, Jim Clinton, 1951*

Rebounding Average

- 15.6 Jim Clinton, 1951
 - 13.9 Joe Franklin, 1968
 - 13.2 Paul Morrow, 1952
 - 12.8 Jack Brens, 1963
 - 12.5 Kim Hughes, 1973
 - 12.0 Joe Franklin, 1967
 - 11.3 Ab Nicholas, 1951
 - 11.1 Tom Gwyn, 1963
 - 11.1 Kim Hughes, 1974
 - 11.0 Al Henry, 1970
- Big Ten: 15.8, Jim Clinton, 1951*

Offensive Rebounds

- 86 Alando Tucker, 2003
- 81 Andy Kowske, 2000
- 81 Sam Okey, 1997
- 80 Osita Nwachuku, 1996
- 79 Mike Wilkinson, 2004
- 76 Rashard Griffith, 1995
- 75 Mike Wilkinson, 2002

- 75 Patrick Tompkins, 1991
 - 74 Mike Wilkinson, 2003
 - 74 Rashard Griffith, 1994
- Offensive rebounds first tracked in 1987-88*

Field Goals

- 237 Rick Olson, 1986
 - 231 Danny Jones, 1989
 - 223 Michael Finley, 1993
 - 215 Danny Jones, 1990
 - 215 Cory Blackwell, 1983
 - 211 Wes Matthews, 1980
 - 211 Clarence Sherrod, 1971
 - 208 Michael Finley, 1994
 - 202 Joe Franklin, 1968
 - 201 Trent Jackson, 1989
 - 201 Cory Blackwell, 1984
- Big Ten: 149, Rick Olson, 1986*

Field Goal Attempts

- 519 Clarence Sherrod, 1971
 - 505 Don Rehfeldt, 1960
 - 485 Rick Olson, 1986
 - 478 Michael Finley, 1993
 - 470 Michael Finley, 1995
 - 468 Bob Litzow, 1957
 - 465 Cory Blackwell, 1983
 - 449 Danny Jones, 1989
 - 446 Michael Finley, 1994
 - 439 Cory Blackwell, 1984
- Big Ten: 335, Michael Finley, 1995*

Field Goal Percentage

- (min. 100 attempts)*
- .636 Patrick Tompkins (164-258), 1991
 - .611 Louis Ely (80-131), 1993
 - .592 Jeff Petersen (93-157), 1994
 - .583 Andy Kowske (137-235), 2000
 - .574 Andy Kowske (85-148), 1999
 - .573 Willie Simms (153-267), 1991
 - .570 Danny Jones (176-309), 1988
 - .570 Al Rudd (81-142), 1976
 - .566 Rashard Griffith (167-295), 1995
 - .562 J.J. Weber (182-324), 1987
- Big Ten: .591 Patrick Tompkins (94-159), 1991*

3-Point Field Goals

- 78 Sean Mason, 1999
 - 75 Tracy Webster, 1992
 - 75 Devin Harris, 2004
 - 74 Jon Bryant, 2000
 - 74 Trent Jackson, 1988
 - 73 Trent Jackson, 1989
 - 70 Kirk Penney, 2001
 - 67 Tim Locum, 1990
 - 66 Michael Finley, 1994
 - 65 Tim Locum, 1991
- Big Ten: 53, Tracy Webster, 1992*

3-Point Field Goal Attempts

- 208 Sean Mason, 1999
- 204 Michael Finley, 1995
- 201 Devin Harris, 2004
- 200 Jon Bryant, 2000

- 182 Michael Finley, 1994
 - 173 Michael Finley, 1993
 - 165 Ty Calderwood, 1999
 - 164 Trent Jackson, 1988
 - 163 Trent Jackson, 1989
 - 162 Kirk Penney, 2001
- Big Ten: 126, Michael Finley, 1993*

3-Point Field Goal Pct.


- (min. 60 attempts)*
- .490 Tracy Webster (75-153), 1992
 - .486 Tim Locum (54-111), 1989
 - .485 Tim Locum (65-134), 1991
 - .475 Mike Heineman (29-61), 1987
 - .469 Tim Locum (67-143), 1990
 - .458 Andy Kilbride (49-107), 1993
 - .458 Brian Good (38-83), 1992
 - .451 Trent Jackson (74-164), 1988
 - .448 Trent Jackson (73-163), 1989
 - .441 Tim Locum (41-93), 1988
- Big Ten: .500, Tracy Webster (53-106), 1992*

Free Throws

- 171 Devin Harris, 2004
 - 168 Clarence Sherrod, 1970
 - 152 Claude Gregory, 1981
 - 149 Danny Jones, 1989
 - 148 Clarence Sherrod, 1970
 - 145 Dick Miller, 1956
 - 140 Michael Finley, 1995
 - 140 Joe Franklin, 1968
 - 140 Claude Gregory, 1980
 - 137 Sean Mason, 1999
- Big Ten: 115, Clarence Sherrod, 1970*



Clarence Sherrod has two of the three highest single-season scoring averages in UW history.



In 2003-04, Devin Harris established Wisconsin single-season records for points scored, free throws made and attempted and minutes played.

Free Throw Attempts

1. 216 Devin Harris, 2004
2. 210 Joe Franklin, 1968
3. 202 Clarence Sherrod, 1970
202 Claude Gregory, 1981
5. 200 Clarence Sherrod, 1971
6. 199 Danny Jones, 1989
7. 192 James Johnson, 1969
8. 189 Claude Gregory, 1980
9. 188 Danny Jones, 1990
10. 181 Cory Blackwell, 1984
181 Dick Cable, 1956
181 Michael Finley, 1995

Big Ten: 146, Joe Franklin, 1968

Free Throw Pct.

(min. 50 made)

1. .905 Brian Good (57-63), 1990
2. .894 Rick Olson (59-66), 1984
3. .890 Rick Olson (72-82), 1985
4. .888 Wes Matthews (127-143), 1980
5. .882 Rick Olson (97-110), 1986
6. .864 Tim Locum (51-59), 1991
7. .841 Chuck Nagle (53-63), 1969
8. .832 Clarence Sherrod (168-202), 1970
9. .830 Trent Jackson (88-106), 1988
10. .828 Brad Sellers (82-99), 1983

Big Ten (min. 40 made): .923, Rick Olson (48-52), 1984

Consecutive FT Made

1. 35 Wes Matthews, 1980
2. 30 Rick Olson, 1984
3. 28 Tracy Webster, 1993
28 Brad Sellers, 1983
5. 27 Dick Miller, 1956

6. 26 Clarence Sherrod, 1970
7. 25 Roy Boone, 2001
8. 24 Brian Good, 1992
9. 23 Michael Finley, 1993
10. 22 Five players tied

Assists

1. 179 Tracy Webster, 1993
2. 171 Tracy Webster, 1994
3. 151 Tracy Webster, 1992
4. 141 Devin Harris, 2004
5. 137 Mike Heineman, 1987
6. 126 Travon Davis, 2002
7. 118 Mark Vershaw, 2000
118 Wes Matthews, 1980
9. 114 Mike Kelley, 2000
10. 111 Mike Heineman, 1985

Big Ten: 114, Tracy Webster, 1993

Assist-to-TO ratio

(min. 50 assists and at least 2-to-1 ratio)

1. 4.30 Mike Kelley, 1999
2. 3.26 Mike Kelley, 2000
3. 2.38 Tracy Webster, 1994
4. 2.36 Mike Heineman, 1985
5. 2.33 Mike Heineman, 1986
6. 2.24 Tracy Webster, 1993
7. 2.23 Mike Kelley, 2001
8. 2.14 Devin Harris, 2004
9. 2.10 Travon Davis, 2002
10. 2.07 Tim Locum, 1989

Big Ten: 6.25, Mike Kelley, 1999

Steals

1. 95 Mike Kelley, 2000
2. 69 Tracy Webster, 1994
3. 66 Tracy Webster, 1993
4. 65 Devin Harris, 2003
5. 63 Ty Calderwood, 1997
6. 62 Mike Kelley, 1999
7. 60 Mike Kelley, 2001
8. 59 Trent Jackson, 1988
9. 58 Mike Kelley, 1998
10. 56 Devin Harris, 2004

Big Ten: 46, Tracy Webster, 1993

Blocked Shots

1. 68 Brad Sellers, 1983
2. 66 Rashard Griffith, 1994
3. 58 Rashard Griffith, 1995
4. 52 Brad Sellers, 1982
5. 45 J.J. Weber, 1987
6. 42 Sam Okey, 1996
7. 41 Louis Ely, 1992
41 Mike Wilkinson, 2004
9. 34 Paul Grant, 1997
34 Kurt Portmann, 1989

Big Ten: 44, Rashard Griffith, 1995

Games Played

1. 36 Jon Bryant, 2000
36 Roy Boone, 2000
36 Travon Davis, 2000
36 Mike Kelley, 2000
36 Andy Kowske, 2000
36 Mark Vershaw, 2000
36 Charlie Wills, 2000


Games Started

1. 35 Mike Kelley, 2000
35 Andy Kowske, 2000
3. 32 14 times, MR: Devin Harris and Mike Wilkinson, 2004

Minutes Played

1. 1,162 Devin Harris, 2004
2. 1,122 Mark Vershaw, 2000
3. 1,119 Kirk Penney, 2003
4. 1,100 Devin Harris, 2003
5. 1,099 Trent Jackson, 1989
6. 1,094 Devin Harris, 2002
7. 1,091 Patrick Tompkins, 1991
8. 1,077 Tracy Webster, 1992
9. 1,062 Danny Jones, 1989
10. 1,050 Mike Kelley, 2000

Big Ten: 693, Trent Jackson, 1989



Tracy Webster recorded the top three single-season assist totals in UW history and also owns two of the top three steal marks in school history.

Single Game

Points

- 42 Michael Finley at Eastern Michigan, 12/10/94
- 42 Ken Barnes vs. Indiana, 3/8/65
- 39 Rick Olson vs. Michigan, 1/14/84
- 38 Devin Harris vs. Minnesota, 2/4/04
- 38 Dale Koehler vs. Iowa, 2/1/75
- 38 Joe Franklin vs. Michigan State, 1/16/68
- 37 Chuck Nagle vs. Michigan, 3/4/67
- 36 Michael Finley vs. Missouri, 3/19/94
- 36 Tracy Webster vs. SE Missouri State, 11/25/91
- 36 Dale Koehler vs. Michigan, 2/2/76

Points in a Half

- 33 Michael Finley (2nd) at Eastern Michigan, 12/10/94
- 28 Dale Koehler (2nd) at Michigan, 2/2/76
- 27 Kirk Penney (2nd) at Minnesota, 2/16/02
- 27 Marty Gharrity (2nd) vs. Loyola-Chicago, 12/12/59
- 25 Michael Finley (1st) vs. Michigan State, 2/2/94
- 24 Devin Harris (2nd) vs. Minnesota, 2/4/04
- 24 Tracy Webster (2nd) vs. SE Missouri State, 11/25/91
- 23 Rick Olson (1st) vs. Michigan, 1/14/83
- 23 Clarence Sherrod (2nd) at Iowa, 2/10/70
- 23 Joe Franklin (2nd) vs. Illinois, 3/11/67
- 23 Ken Barnes (1st) vs. Indiana, 3/8/65

Rebounds

- 30 Paul Morrow vs. Purdue, 1/3/53
- 27 Joe Franklin vs. Purdue, 3/2/68
- 26 Mark Zubor vs. Gonzaga, 12/17/63
- 25 Joe Chmelich vs. St. Mary's, 12/2/76
- 23 Joe Franklin at Illinois, 12/19/66
- 23 Ken Barnes vs. Indiana, 3/8/65
- 23 Jack Brens vs. St. John's, 1/26/63
- 23 Curt Mueller vs. Northwestern, 3/3/56
- 22 Kerry Hughes vs. Iowa, 2/9/74
- 22 Jack Brens vs. Illinois, 2/11/63

Field Goals

- 17 Michael Finley at Eastern Michigan, 12/10/94
- 17 Rick Olson vs. San Francisco State, 12/2/85
- 16 Bob Litzow vs. Indiana, 2/10/58
- 15 Nine players tied

Field Goal Attempts

- 37 Don Rehfeldt vs. Iowa, 2/28/49
- 32 Bob Litzow vs. Indiana, 2/10/58
- 32 Don Rehfeldt vs. Iowa, 2/18/50
- 31 Michael Finley at Eastern Michigan, 12/10/94
- 31 Don Rehfeldt at UCLA, 12/23/48
- 30 Bob Litzow at Ohio State, 1/14/56

Field Goal Percentage

(min. 10 attempts)

- .923 Al Henry (12-13) vs. Minnesota, 1/13/70
- .909 Larry Hisle (10-11) vs. Texas-Arlington, 12/22/90
- .909 Scott Roth (10-11) at New Mexico, 12/29/84
- .900 Carlton McGee (9-10) vs. Michigan, 2/26/92
- .900 Willie Simms (9-10) vs. Iowa, 1/11/90
- .900 Patrick Tompkins (9-10) at Oregon, 11/24/90
- .900 Trent Jackson (9-10) vs. Northwestern, 1/30/88
- .900 Larry Petty (9-10) vs. Illinois, 1/18/79

3-Point Field Goals

- 7 Jon Bryant vs. Fresno State, 3/16/00
- 7 Michael Finley at Eastern Michigan, 12/10/94
- 7 Tracy Webster vs. Missouri, 3/19/94
- 7 Michael Finley at Michigan, 1/29/94
- 7 Larry Hisle vs. UT-Arlington, 12/22/90
- 7 Tim Locum vs. Rollins, 12/15/89
- 7 Tim Locum vs. Butler, 12/5/87
- 7 Trent Jackson at Ohio State, 1/17/87


3-Point Field Goal Attempts

- 20 Devin Harris vs. Temple, 12/3/01
- 16 Michael Finley at Eastern Michigan, 12/10/94
- 13 Tracy Webster vs. Missouri, 3/19/94
- 13 Michael Finley at Minnesota, 2/18/93
- 12 Six times, MR: Devin Harris vs. Michigan State, 3/13/04

3-Point Field Goal Percentage

(min. 6 attempts)

- 1.000 Larry Hisle (7-7) vs. UT-Arlington, 12/22/90
- .833 Kirk Penney (5-6) vs. Eastern Washington, 11/15/02
- .833 Kirk Penney (5-6) vs. Marquette, 12/22/01
- .833 Tracy Webster (5-6) vs. Illinois, 2/20/92
- .833 Tim Locum (5-6) vs. Iowa, 1/25/88
- .833 Tim Locum (5-6) vs. Iowa, 1/17/91
- .833 Shelton Smith (5-6) vs. Northern Illinois, 12/11/86



Michael Finley scored 42 points vs. Eastern Michigan on Dec. 10, 1994, becoming just the second Badger in history to go over the 40-point plateau.

Free Throws

1. 17 Dale Koehler vs. Loyola-Chicago, 12/6/75
2. 16 Devin Harris vs. Ohio State, 2/14/04
3. 15 Paul Grant vs. Iowa, 2/26/97
- 15 Michael Finley vs. Michigan, 2/11/95
- 15 Bill Pearson at Northwestern, 2/18/78
- 15 Paul Morrow at Michigan, 2/21/53
7. 14 Four players tied

Free Throw Attempts

1. 24 Paul Morrow at Michigan, 2/21/53
2. 23 Dale Koehler vs. Loyola-Chicago, 12/6/75
3. 19 Willie Simms vs. Minnesota, 1/7/91
- 19 Joe Franklin vs. Michigan, 1/10/67
5. 18 Devin Harris vs. Ohio State, 2/14/04
- 18 Ty Calderwood at St. Bonaventure, 12/14/96
- 18 Joe Franklin at Northwestern, 3/9/68
7. 17 Seven players tied

Free Throw Percentage

(min. 10 attempts)

1. 1.000 Paul Grant (15-15) vs. Iowa, 2/26/97
- 1.000 Rick Olson (14-14) vs. Purdue, 2/13/86
- 1.000 Sean Mason (13-13) at Ohio State, 1/3/98
- 1.000 Six players tied at 12-12
- 1.000 Six players tied at 11-11
- 1.000 Six players tied at 10-10

Assists

1. 13 Tracy Webster vs. Michigan, 2/26/92
- 13 Wes Matthews vs. Army, 12/30/79
3. 12 Mike Kelley vs. Maryland, 11/29/00
- 12 Tracy Webster vs. Coastal Carolina, 12/7/92
5. 11 Mike Heineman vs. Northwestern, 3/9/85
- 11 Wes Matthews at Northwestern, 2/24/79
- 11 Joe Chernelich vs. Canisius, 12/3/77
- 11 Jim Smith at Northwestern, 2/19/77
- 11 Dick Cable vs. California, 12/26/52
10. 10 by several players

Steals

1. 10 Mike Kelley vs. Texas, 12/7/99
- 10 Michael Finley vs. Purdue, 2/13/93
3. 9 Mike Heineman vs. Morgan State, 11/25/84
4. 8 Mike Kelley at Illinois State, 12/5/98
5. 6 seven players tied

Blocked Shots

1. 9 Brad Sellers vs. Toledo, 11/29/82
2. 8 Kim Hughes vs. Rollins, 12/1/73
3. 7 Brad Sellers vs. Minnesota, 1/21/82
- 7 Brad Sellers vs. Ball State, 12/8/82
5. 6 Rashard Griffith at Northwestern, 2/15/95
- 6 Rashard Griffith vs. Illinois, 2/4/95
- 6 Rashard Griffith at Texas Tech, 12/11/93
- 6 Louis Ely at Illinois, 1/22/92
- 6 Kim Hughes vs. Illinois, 1/19/74
10. 5 eight players tied

DOUBLE-DOUBLES

POINTS & REBOUNDS (CAREER)

Player	Years	No.
Joe Franklin	1966-68	47
Kim Hughes	1972-74	39
Claude Gregory	1978-81	32
Dale Koehler	1973-76	31
Jack Brens	1962-64	27
Rashard Griffith	1994-95	24
Paul Morrow	1952-54	23
Joe Chernelich	1977-80	22

POINTS & REBOUNDS (SEASON)

Player	Season	No.
Joe Franklin	1967-68	21
Kim Hughes	1972-73	16
Joe Franklin	1966-67	16
Jack Brens	1962-63	16
Rashard Griffith	1994-95	15
Dale Koehler	1975-76	15
James Gregory	1976-77	14
Kim Hughes	1973-74	13

PLAYERS WHO AVERAGED A DOUBLE-DOUBLE FOR ENTIRE SEASON

Player	Season	Pts.	Reb.
Rashard Griffith	1994-95	17.2	10.8
James Gregory	1976-77	15.9	10.0
Dale Koehler	1975-76	19.4	10.1
Dale Koehler	1974-75	18.2	10.1
Kim Hughes	1973-74	15.3	11.1
Kim Hughes	1972-73	13.8	12.5
Glen Richgels	1970-71	12.1	10.6
Al Henry	1969-70	15.0	11.0
Joe Franklin	1967-68	22.7	13.9
Joe Franklin	1966-67	16.1	12.0
Jack Brens	1962-63	17.8	12.8
Tom Gwyn	1962-63	10.9	11.1
Paul Morrow	1951-52	12.5	13.2
Jim Clinton	1950-51	12.2	15.6
Ab Nicholas	1950-51	16.6	11.3

POINTS & ASSISTS

Tracy Webster at Loyola-Marymount (12-10)	Dec. 4, 1993
Tracy Webster vs. UW-Milwaukee (17-10)	Nov. 27, 1993
Tracy Webster vs. Northwestern (27-10)	Feb. 3, 1993
Tracy Webster vs. Detroit Mercy (22-10)	Dec. 23, 1992
Tracy Webster vs. Michigan (10-13)	Feb. 26, 1992
Tracy Webster vs. Illinois (33-10)	Feb. 20, 1992
Tracy Webster vs. Coastal Carolina (20-12)	Dec. 7, 1991
Willie Simms vs. Ohio State (14-10)	Feb. 14, 1991
Wes Matthews vs. Army (18-13)	Dec. 30, 1979
Dan Hastings vs. Michigan State (14-10)	March 3, 1979
Wes Matthews at Northwestern (23-11)	Feb. 24, 1979
James Smith at Northwestern (10-11)	Feb. 19, 1977

POINTS & STEALS

Michael Finley vs. Purdue (33-10)	Feb. 13, 1993
-----------------------------------	---------------

WISCONSIN RECORDS

Freshman (season)

Games Played

1. 34 Kirk Penney, 2000
2. 32 Seven times; MR: Alando Tucker and Boo Wade, 2003

Games Started

1. 32 Devin Harris, 2002
- 32 Sam Okey, 1996
3. 29 Mike Kelley, 1998
4. 28 Michael Finley, 1992
- 28 Rick Olson, 1983

Minutes Played

1. 1,094 Devin Harris, 2002
2. 1,024 Sam Okey, 1996
3. 1,016 Alando Tucker, 2003
4. 979 Rick Olson, 1983
5. 964 Brad Sellers, 1982

Points

1. 429 James Gregory, 1977
2. 423 Sam Okey, 1996
3. 394 Devin Harris, 2002
4. 385 Alando Tucker, 2003
5. 381 Michael Finley, 1992

Scoring Average

1. 15.9 James Gregory, 1977
2. 14.5 Wes Matthews, 1978
3. 14.0 Brad Sellers, 1982
4. 13.9 Rashard Griffith, 1994
5. 13.5 Cory Blackwell, 1982

Field Goals

1. 167 Brad Sellers, 1982
2. 166 James Gregory, 1977
3. 151 Sam Okey, 1996
4. 147 Cory Blackwell, 1982
5. 139 Alando Tucker, 2003


Field Goal Attempts

1. 403 James Gregory, 1977
2. 351 Brad Sellers, 1982
3. 343 Sam Okey, 1996
4. 330 Cory Blackwell, 1982
5. 326 Rick Olson, 1983

Field Goal Percentage

(min. 100 attempts)

1. .570 Al Rudd (81-142), 1976
2. .558 Danny Jones (101-181), 1987
3. .538 Rashard Griffith (127-236), 1994
4. .537 Joe Chernelich (122-227), 1977
5. .533 Alando Tucker (139-261), 2003



James Gregory holds the UW freshman records for points, scoring average, field goal attempts, rebounds and rebounding average.

3-Point Field Goals

1. 59 Devin Harris, 2002
2. 49 Jeremy Hall, 1996
3. 41 Tim Locum, 1988
4. 35 Hennssy Auriantal, 1996
5. 28 Duany Duany, 1997

3-Point Field Goal Att.

1. 161 Devin Harris, 2002
2. 132 Jeremy Hall, 1996
3. 93 Tim Locum, 1988
4. 88 Hennssy Auriantal, 1996
5. 86 Duany Duany, 1997

3-Point Field Goal Pct.

(min. 60 attempts)

1. .441 Tim Locum (41-93), 1988
2. .398 Hennssy Auriantal (35-88), 1996
3. .371 Jeremy Hall (49-132), 1996
4. .366 Devin Harris (59-161), 2002
5. .361 Michael Finley (26-72), 1992

Free Throws

1. 101 Devin Harris, 2002
2. 100 Sam Okey, 1996
3. 97 James Gregory, 1977
4. 95 Michael Finley, 1992
5. 94 Rashard Griffith, 1994

Free Throw Attempts

1. 162 Rashard Griffith, 1994
2. 142 Sam Okey, 1996
3. 139 James Gregory, 1977
4. 130 Alando Tucker, 2003
- 130 Devin Harris, 2002

Free Throw Pct.

(min. 50 made)

1. .777 Devin Harris (101-130), 2002
2. .756 Mike Wilkinson (93-123), 2002
3. .742 Michael Finley (95-128), 1992
4. .707 Claude Gregory (70-99), 1978
5. .704 Sam Okey (100-142), 1996

Rebounds

1. 270 James Gregory, 1977
2. 254 Brad Sellers, 1982
3. 238 Joe Chernelich, 1977
4. 218 Sam Okey, 1996
5. 212 Rashard Griffith, 1994

Rebounding Average

1. 10.0 James Gregory, 1977
2. 9.4 Brad Sellers, 1982
3. 8.8 Joe Chernelich, 1977
4. 8.5 Rashard Griffith, 1994
5. 6.8 Sam Okey, 1996

Assists


1. 100 Sam Okey, 1996
2. 93 Carl Golston, 1982
- 93 Arnold Gaines, 1977
4. 85 Michael Finley, 1992
5. 83 Rick Olson, 1983

Blocked Shots

1. 66 Rashard Griffith, 1994
2. 52 Brad Sellers, 1982
3. 42 Sam Okey, 1996
4. 24 Michael Finley, 1992
5. 21 Claude Gregory, 1978

Steals

1. 58 Mike Kelley, 1998
2. 43 Hennssy Auriantal, 1996
- 43 Devin Harris, 2002
4. 40 Mike Wilkinson, 2002
5. 35 Sam Okey, 1996



Rashard Griffith had 27 points, 12 rebounds and six assists in his UW debut on Nov. 27, 1993 as Wisconsin defeated UW-Milwaukee 106-84.

Freshmen Debuts

(Top freshmen performances in the first game of the season; non-starters in italics)

Most Points

Pts.	Player	Opponent	Date
27	Rashard Griffith	UW-Milwaukee	11/27/93
20	Devin Harris	UNLV	11/17/01
16	Cory Blackwell	Illinois-Chicago	12/4/81
16	Brian Colbert	Ohio University	11/30/74
15	Michael Finley	Loyola-Chicago	11/23/91
15	Carl Golston	Illinois-Chicago	12/4/81

Most Rebounds

Reb.	Player	Opponent	Date
15	Larry Petty	UW-Milwaukee	12/1/77
12	Rashard Griffith	Wright State	11/27/93
11	Al Rudd	DePauw	11/29/75
10	James Gregory	at Kentucky	11/27/76
9	Otto McDuffie	at Loyola-Chicago	12/1/92
9	Robert Barnes	vs. Morgan State	11/25/84

Most Assists


Ast.	Player	Opponent	Date
8	Brian Colbert	Ohio University	11/30/74
6	Rashard Griffith	Wright State	11/27/93
6	Rick Olson	Washington State	11/27/82
5	Carl Golston	Illinois-Chicago	12/4/81
4	James Smith	UW-Milwaukee	11/24/78
4	James Smith III	DePauw	11/29/75

FRESHMEN STARTERS IN SEASON OPENERS

(From 1972-73 through 2003-04; total of 19 starters)

Date	Player	Opponent	Min.	Pts.	Reb.	Asst.
Nov. 17, 2001	Devin Harris	UNLV	35	20	1	2
Nov. 14, 1997	Mike Kelley	Marquette	31	1	6	3
Nov. 20, 1995	Sam Okey	Villanova*	36	12	6	3
Nov. 27, 1993	Rashard Griffith	Wright State	32	27	12	6
Nov. 23, 1991	Michael Finley	Loyola (Ill.)	21	15	0	3
Nov. 24, 1990	Carlton McGee	at Oregon	15	2	1	3
Nov. 28, 1986	Kurt Portmann	Nebraska-Omaha	NA	5	2	2
Nov. 22, 1985	Darin Schubring	at South Carolina	19	0	4	1
Nov. 27, 1982	Rick Olson	Washington State	39	14	1	6
Dec. 4, 1981	Brad Sellers	Illinois-Chicago	31	10	7	1
	Cory Blackwell		37	16	4	3
	Carl Golston		40	15	3	5
Dec. 1, 1977	Wes Matthews	UW-Milwaukee	25	6	6	1
	Larry Petty		28	6	15	0
Nov. 27, 1976	James Gregory	at Kentucky	28	7	10	0
	Joe Chrnlich		21	12	5	1
	Arnold Gaines		36	7	3	2
Nov. 29, 1975	James Smith III	DePauw	17	8	0	4
Nov. 30, 1974	Brian Colbert	Ohio University	40	16	3	8

*Maui Invitational



Larry Petty grabbed 15 rebounds in his Badger debut, the most boards by a UW player in their first game.

1,000-Point Scorers



Michael Finley, now in his 10th season in the NBA, averaged more than 20.0 points per game in each of his last three seasons in Madison.

WISCONSIN RECORDS

1. Michael Finley — 2,147

Left school as the 12th-leading scorer in Big Ten history (all games) ... ranks seventh in conference scoring annals in league games with 1,385 points ... three-time (1993, '94, '95) Associated Press honorable mention All-America choice ... twice (1993, '95) named first-team All-Big Ten ... only player in Badger history to score 500 points in three different seasons ... only player in UW history to average better than 20 points per game in three different years ... ranks first or second in eight different UW career statistical categories ... school's career leader in points, field goals, field goal attempts, free throws and three-point field goal attempts ... first-round draft choice (21st overall) of the Phoenix Suns in 1995 ... inducted into the UW Athletic Hall of Fame in 2004.

Season	G	FG-A	PCT	3P-A	PCT	FT-A	PCT	PTS-AVG
1991-92	31	130-287	.453	26-72	.361	95-128	.742	381-12.3
1992-93	28	223-478	.467	63-173	.364	111-144	.771	620-22.1
1993-94	29	208-446	.466	66-182	.363	110-140	.786	592-20.4
1994-95	27	178-470	.379	58-204	.284	140-181	.773	554-20.5
Totals	115	739-1681	.440	213-631	.338	456-593	.768	2147-18.7

2. Danny Jones — 1,854

Wisconsin's career leader in free throw attempts with 599 ... ranks third in school history in field goals made (723) ... AP honorable mention All-America in 1988-89 ... two-time team captain (1988-89, '89-90) ... Badger MVP in 1989-90 ... second-team All-Big Ten in 1989-90 and 1988-89, and third-team All-Big Ten by UPI in 1987-88 ... named Badgers' Most Improved Player in 1987-88 ... led Badgers in scoring in 1988-89 and 1989-90 ... led UW in rebounding in 1987-88 and 1988-89 ... set then-school record for points in a season when he scored 611 in 1988-89 ... scored in double figures in 91 games for Badgers, including a stretch of 33 straight.

Season	G	FG-A	PCT	3P-A	PCT	FT-A	PCT	PTS-AVG
1986-87	31	101-181	.558	0-0	—	52-88	.591	254-8.2
1987-88	26	176-309	.570	0-1	.000	89-124	.718	441-17.0
1988-89	30	231-449	.514	0-2	.000	149-199	.749	611-20.4
1989-90	31	215-412	.522	0-4	.000	118-188	.628	548-17.7
Totals	118	723-1351	.535	0-7	.000	408-599	.681	1854-15.7

3. Claude Gregory — 1,745

UW's career rebounding leader (904) ... a second-team All-Big Ten selection in 1980-81 and a third-team all-conference choice in 1979-80 ... led team in scoring and rebounding in 1980-81 en route to Badger MVP honors ... also led UW in rebounding in 1978-79 and 1979-80 ... scored in double figures in 80 games ... named team's Most Improved Player in 1977-78 ... brother, James, played at UW from 1976-78 ... second-round draft choice (41st overall) of Washington in 1981 NBA Draft.

Season	G	FG-A	PCT	3P-A	PCT	FT-A	PCT	PTS-AVG
1977-78	27	92-245	.376	—	—	70-99	.707	254-9.4
1978-79	27	168-385	.436	—	—	71-106	.670	407-15.1
1979-80	29	197-424	.465	—	—	140-189	.741	534-18.4
1980-81	27	199-438	.454	—	—	152-202	.752	550-20.4
Totals	110	656-1492	.440	—	—	433-596	.727	1745-15.9

4. Rick Olson — 1,736

Wisconsin's career leader in minutes played (3,962) and tied with Michael Finley in games started with 112 ... started every game during his four-year career ... also UW's career leader in free throw percentage (.870) ... team captain, MVP and leading scorer as a senior in 1985-86 ... third-team All-Big Ten in 1985-86 and honorable mention All-Big Ten in 1984-85 ... set then-Big Ten record for consecutive free throws made when he connected on 36 straight during 1984 and 1985 ... selected in seventh round (158th overall) of 1986 NBA Draft by Houston.

Season	G	FG-A	PCT	3P-A	PCT	FT-A	PCT	PTS-AVG
1982-83	28	129-326	.398	18-48	.375	31-41	.756	307-11.0
1983-84	28	166-337	.493	—	—	59-66	.894	391-14.0
1984-85	28	197-397	.496	—	—	73-82	.890	467-16.7
1985-86	28	237-485	.489	—	—	97-110	.882	571-20.4
Totals	112	729-1545	.472	18-48	.375	260-299	.870	1736-15.5

5. Trent Jackson — 1,545

Earned second-team All-Big Ten honors from AP in 1988-89, while leading Badgers to their first postseason tournament bid since 1947 ... team MVP in 1987-88 and 1988-89 ... also captained squad in 1988-89 ... a third-team All-Big Ten choice by UPI in 1987-88 ... tabbed UW's Most Improved Player in 1986-87 ... led team in scoring in 1987-88.

Season	G	FG-A	PCT	3P-A	PCT	FT-A	PCT	PTS-AVG
1985-86	13	35-83	.422	—	—	5-10	.500	75-5.8
1986-87	28	129-289	.446	46-103	.447	46-59	.780	350-12.5
1987-88	28	192-426	.451	74-164	.451	88-106	.830	546-19.5
1988-89	30	201-408	.493	73-163	.448	99-133	.744	574-19.1
Totals	99	557-1206	.462	193-430	.449	238-308	.773	1545-15.6

6. Kirk Penney — 1,454

First UW player to earn back-to-back first-team All-Big Ten selections since Ab Nicholas in 1951-52 ... unanimous first-team choice by both coaches and media in 2003 ... named Big Ten Player of the Week a school-record five times ... part of 83 victories while at UW, a school record ... second on UW career list in three-pointers made (217) and attempted (561) ... fifth in career games played and sixth in minutes played.

Season	G	FG-A	PCT	3P-A	PCT	FT-A	PCT	PTS-AVG
1999-00	34	45-135	.333	23-77	.299	14-19	.737	127-3.7
2000-01	29	108-245	.441	70-162	.432	40-56	.714	326-11.2
2001-02	32	167-368	.454	62-161	.385	86-112	.768	482-15.1
2002-03	32	183-410	.446	62-161	.385	91-121	.752	519-16.2
Totals	127	503-1158	.434	217-561	.387	231-308	.750	1454-11.4

7. Devin Harris — 1,425


Scored a school-record 624 points as a junior ... named Big Ten Player of the Year in 2003-04 ... also earned Big Ten Tournament Most Outstanding Player award ... Wooden Award All-American ... finalist for Wooden, Naismith, Rupp and USBWA Player of the Year Awards ... runner-up for the Cousy Award (top collegiate point guard) ... second-team All-American by A.P., NABC, USBWA, ESPN.com, SI.com, *Sporting News* and FoxSports.com.

Season	G	FG-A	PCT	3P-A	PCT	FT-A	PCT	PTS-AVG
2001-02	32	117-283	.413	59-161	.366	101-130	.777	394-12.3
2002-03	32	132-285	.463	53-137	.387	90-119	.756	407-12.7
2003-04	32	189-412	.459	75-201	.373	171-216	.792	624-19.5
Totals	96	438-980	.447	187-499	.375	362-465	.778	1425-14.8

8. Clarence Sherrod — 1,408

UW's career leader in scoring average (19.6 ppg) ... second-team All-Big Ten choice in 1969-70 and 1970-71 ... Academic All-Big Ten in 1969-70 ... team co-captain in 1970-71 ... led team in scoring in 1969-70 and 1970-71 ... registered UW-record 40 consecutive games scoring in double figures ... still holds Badger single-season marks for scoring average (23.8) and field goal attempts (519), both set in 1970-71 ... made UW-record 168 free throws in 1969-70 ... seven career 30-point games ... chosen by Chicago in eighth round (134th overall) of 1971 NBA Draft.

Season	G	FG-A	PCT	3P-A	PCT	FT-A	PCT	PTS-AVG
1968-69	24	104-273	.381	—	—	92-120	.767	300-12.5
1969-70	24	185-438	.420	—	—	168-202	.832	538-22.4
1970-71	24	211-519	.407	—	—	148-200	.740	570-23.8
Totals	72	500-1230	.407	—	—	408-522	.782	1408-19.6



Sean Mason was an honorable mention All-American as a senior when he averaged 16.8 points and led UW to a 22-10 record.

9. Cory Blackwell — 1,405

A first-team All-Big Ten selection in 1983-84 ... garnered AP honorable mention All-America honors ... two-time team MVP (1982-83 and 1983-84) ... third-team All-Big Ten in 1982-83 ... 36 straight games scoring in double figures ... selected by Seattle in second round (29th overall) of 1984 NBA Draft.

Season	G	FG-A	PCT	3P-A	PCT	FT-A	PCT	PTS-AVG
1981-82	27	147-330	.445	—	—	71-103	.689	365-13.5
1982-83	28	215-465	.462	1-4	.250	80-113	.708	511-18.3
1983-84	28	201-439	.458	—	—	127-181	.702	529-18.9
Totals	83	563-1234	.456	1-4	.250	278-397	.700	1405-16.9

10. Sean Mason — 1,294

Played in 105 games, including 72 starts ... Associated Press honorable mention All-America as a senior ... second-team All-Big Ten in 1998-99 and honorable mention the year before ... on school career lists, he left UW sixth in free throw percentage (.794), fifth in free throws (332), 10th in free throw attempts (418), fifth in three-point field goals (166) and third in three-point field goal attempts (471) ... team's leading scorer his last two seasons, he was Big Ten's sixth-leading scorer as a senior ... set UW records for three-point field goals (78) and three-point attempts (208) his senior year ... missed all but first 13 games as a sophomore (right knee ACL) and all but four games the following year (in which he redshirted) due to left knee ACL injury ... tri-captain in '97-98.

Season	G	FG-A	PCT	3P-A	PCT	FT-A	PCT	PTS-AVG
1994-95	25	41-122	.336	21-62	.339	23-39	.590	126-5.0
1995-96	13	37-93	.398	10-31	.323	28-33	.848	112-8.6
1996-97	4	9-25	.360	3-9	.333	16-20	.800	37-9.3
1997-98	31	149-378	.394	54-161	.335	128-157	.815	480-15.5
1998-99	32	162-419	.387	78-208	.375	137-169	.811	539-16.8
Totals	105	398-1037	.384	166-471	.352	332-418	.794	1294-12.3

11. Tracy Webster — 1,264

Second-team All-Big Ten in 1991-92, third-team in 1992-93 and honorable mention in 1993-94 ... Wisconsin's career leader in assists (501) and is No. 2 in steals (183) ... his 179 assists in 1992-93 are single-season school standard ... holds UW single-season mark for three-point field goal percentage (.490) set in 1991-92 ... team MVP in 1991-92 ... three-time team captain (1991-92, '92-93 and '93-94).

Season	G	FG-A	PCT	3P-A	PCT	FT-A	PCT	PTS-AVG
1991-92	31	186-419	.444	75-153	.490	90-115	.783	537-17.3
1992-93	28	139-354	.393	45-134	.336	72-89	.809	395-14.1
1993-94	29	120-272	.441	47-119	.395	45-63	.714	332-11.4
Totals	88	445-1045	.426	167-406	.411	207-267	.775	1264-14.4

12. Wes Matthews — 1,251

Second-team All-Big Ten in 1979-80 and third-team all-league honors from UPI in 1978-79 ... team MVP in 1978-79 ... career .817 free-throw shooter, including .888 in final season with Badgers ... made school-record 35 straight free throws during 1979-80 campaign ... left school as UW's No. 2 career scorer ... led team in scoring in each of his three seasons ... selected in first round (14th overall) of 1980 NBA Draft by Washington.

Season	G	FG-A	PCT	3P-A	PCT	FT-A	PCT	PTS-AVG
1977-78	14	83-197	.421	—	—	37-52	.712	203-14.5
1978-79	27	195-417	.468	—	—	109-139	.784	499-18.5
1979-80	28	211-412	.512	—	—	127-143	.888	549-19.6
Totals	69	489-1026	.477	—	—	273-334	.817	1251-18.1

13. Joe Franklin — 1,215

A first-team All-Big Ten choice in 1967-68 ... UW's career rebounding average leader (11.9) and the school's No. 2 rebounder overall ... led team in rebounding in each of his three seasons ... team MVP in 1966-67 and 1967-68 ... team captain in 1967-68 ... chosen in fifth round (63rd overall) of 1968 NBA Draft by Milwaukee.

Season	G	FG-A	PCT	3P-A	PCT	FT-A	PCT	PTS-AVG
1965-66	24	118-281	.419	—	—	48-99	.485	284-11.8
1966-67	24	139-316	.440	—	—	109-167	.653	387-16.1
1967-68	24	202-402	.502	—	—	140-210	.667	544-22.7
Totals	72	459-999	.459	—	—	297-476	.624	1215-16.9

14. Dale Koehler — 1,200

Two-time team MVP and two-time team captain (1974-75 and 1975-76) ... led team in scoring and rebounding his last two seasons ... registered 28 straight games scoring in double figures ... connected on school-record 17 free throws vs. Loyola (Ill.) on Dec. 6, 1975 ... set then-school record for points in a half with 28 in second half vs. Michigan on Feb. 2, 1976 ... selected by Cleveland in eighth round (123rd overall) of 1976 NBA Draft.

Season	G	FG-A	PCT	3P-A	PCT	FT-A	PCT	PTS-AVG
1972-73	7	4-11	.364	—	—	3-6	.500	11-1.6
1973-74	24	129-273	.473	—	—	44-73	.603	302-12.6
1974-75	21	155-307	.505	—	—	72-109	.661	382-18.2
1975-76	26	190-437	.435	—	—	125-165	.758	505-19.4
Totals	78	478-1028	.465	—	—	244-353	.691	1200-15.4

15. Dick Cable — 1,180

Team MVP and captain in 1954-55 ... led UW in scoring in 1953-54 and 1954-55 ... paced team in free throw percentage in 1952-53 and 1953-54 ... became second player in school history to eclipse the 1,000-point mark ... Milwaukee's second choice in 1955 NBA Draft.

Season	G	FG-A	PCT	3P-A	PCT	FT-A	PCT	PTS-AVG
1951-52	16	50-128	.391	—	—	36-51	.706	136-8.5
1952-53	22	110-299	.368	—	—	81-110	.736	301-13.7
1953-54	22	116-266	.436	—	—	69-92	.750	301-13.7
1954-55	22	156-389	.401	—	—	130-170	.765	442-20.2
Totals	82	432-1082	.399	—	—	316-423	.747	1180-14.4

16. Joe Chernelich — 1,171

Two-time team captain (1978-79 and 1979-80) and team MVP in 1979-80 ... led Badgers in rebounding in 1977-78 ... paced UW in field goal percentage in 1976-77 ... a four-year starter ... chosen by New York in the fourth round (82nd overall) of the 1980 NBA Draft.

Season	G	FG-A	PCT	3P-A	PCT	FT-A	PCT	PTS-AVG
1976-77	27	122-227	.537	—	—	77-113	.681	321-11.9
1977-78	27	112-221	.507	—	—	51-72	.708	275-10.2
1978-79	26	108-230	.470	—	—	60-92	.652	276-10.6
1979-80	29	123-230	.535	—	—	53-81	.654	299-10.3
Totals	109	465-908	.512	—	—	241-358	.673	1171-10.7

17. Don Rehfeldt — 1,169

UW's last first-team All-America selection (1949-50) ... Big Ten MVP in 1950 ... first-team All-Big Ten in 1949 and 1950 ... two-time team MVP (1948-49 and 1949-50) ... led UW in scoring and free throw percentage in 1948-49 and 1949-50 and led Badgers in field goal percentage in 1947-48, 1948-49 and 1949-50 ... still holds school record for field goal attempts with 37 vs. Iowa on Feb. 28, 1949 ... first Badger to eclipse 1,000-point plateau ... chosen second overall by Baltimore in the 1950 NBA Draft.

Season	G	FG-A	PCT	3P-A	PCT	FT-A	PCT	PTS-AVG
1944-45*	9	37-na	—	—	—	21-na	—	95-10.6
1946-47	8	12-51	.235	—	—	9-18	.500	33-4.1
1947-48	20	86-258	.333	—	—	52-78	.667	224-11.2
1948-49	22	146-436	.335	—	—	89-129	.690	381-17.3
1949-50	22	170-505	.337	—	—	96-147	.653	436-19.8
Totals	81	451-na	—	—	—	267-na	—	1169-14.4

*Entered service after first semester. Field goal and free throw attempts not available.

18. Leon Howard — 1,165

Two-time team MVP (1971-72 and 1972-73) ... team captain in 1972-73 ... three-year starter who led the UW in scoring in each of his last two seasons ... paced Badgers in free throw percentage in 1972-73 ... one of four Badgers to record a double-double (15 points, 11 rebounds) in a win over Loyola (New Orleans) in 1970.

Season	G	FG-A	PCT	3P-A	PCT	FT-A	PCT	PTS-AVG
1970-71	23	133-290	.455	—	—	90-130	.692	356-14.8
1971-72	23	143-346	.413	—	—	92-136	.676	378-16.4
1972-73	24	157-353	.445	—	—	117-157	.745	431-18.0
Totals	70	433-989	.438	—	—	299-423	.707	1165-16.6

19. Scott Roth — 1,156


Team MVP as a senior in 1984-85 ... two-time team captain (1983-84 and 1984-85) ... three-year starter ... led UW in scoring in 1984-85, field goal percentage in 1983-84 and 1984-85 and free throw percentage, assists and steals in 1983-84 ... selected by San Antonio in the fourth round of the 1985 NBA Draft.

Season	G	FG-A	PCT	3P-A	PCT	FT-A	PCT	PTS-AVG
1981-82	25	47-102	.461	—	—	10-18	.556	104-4.2
1982-83	28	59-156	.378	0-0	—	43-60	.717	161-5.8
1983-84	28	151-304	.497	—	—	76-96	.792	378-13.5
1984-85	28	198-365	.542	—	—	117-156	.750	513-18.3
Totals	109	455-927	.491	0-0	—	246-330	.745	1156-10.6

20. James Johnson — 1,147

Team MVP and captain in 1968-69 ... three-year starter ... led Badgers in scoring, rebounding and field goal percentage in 1968-69 ... paced UW in free throw percentage in 1967-68 ... selected by Boston in seventh round (93rd overall) of 1969 NBA Draft.

Season	G	FG-A	PCT	3P-A	PCT	FT-A	PCT	PTS-AVG
1966-67	24	104-228	.456	—	—	72-107	.673	280-11.7
1967-68	24	155-355	.437	—	—	95-130	.731	405-16.9
1968-69	24	164-401	.409	—	—	134-192	.698	462-19.2
Totals	72	423-984	.430	—	—	301-429	.702	1147-15.9



Leon Howard averaged 16.6 points per game over his career, the sixth-best career scoring average in Wisconsin annals.

WISCONSIN RECORDS

21. Ken Siebel — 1,084

Three-time team MVP ... three-year starter who led UW in scoring in 1961-62 ... paced Badgers in field goal percentage in 1960-61 and 1961-62 ... UW's free throw percentage leader in each of his three seasons ... selected by Baltimore in sixth round (47th overall) of the 1963 NBA Draft.

Season	G	FG-A	PCT	3P-A	PCT	FT-A	PCT	PTS-AVG
1960-61	24	108-250	.432	—	—	67-97	.691	283-11.8
1961-62	24	144-318	.453	—	—	104-155	.671	392-16.3
1962-63	23	149-344	.433	—	—	111-158	.703	409-17.8
Totals	71	401-912	.440	—	—	282-410	.688	1084-15.3

22. Tim Locum — 1,077

Two-time team captain (1989-90 and 1990-91) ... two-year starter ... currently fourth on all-time NCAA list for three-point field goal percentage (.472) among players who have made at least 200 shots from beyond the arc ... holds UW record for career three-point field goals made ... led Badgers in three-point field goal percentage in each of his last three seasons ... tied for team lead in steals with 33 in 1989-90.

Season	G	FG-A	PCT	3P-A	PCT	FT-A	PCT	PTS-AVG
1987-88	28	58-137	.423	41-93	.441	30-35	.857	187-6.7
1988-89	30	83-168	.494	54-111	.486	45-55	.818	265-8.8
1989-90	30	94-194	.485	67-143	.469	40-45	.889	295-9.8
1990-91	30	107-212	.505	65-134	.485	51-59	.864	330-11.0
Totals	118	342-711	.481	227-481	.472	166-194	.856	1077-9.1

T23. Mark Vershaw — 1,066

One of only six forwards in Big Ten history to register at least 1,000 points, 400 rebounds and 300 assists ... never missed a game during his UW career ... he left school tied for first in games played (128) and consecutive games played (128), tied for 21st in scoring (1,066), sixth in assists (311) and fifth in minutes (3,466) ... leading scorer on UW's 2000 Final Four team and set school records for minutes played (1,122) and assists by a forward (118) that year.

Season	G	FG-A	PCT	3P-A	PCT	FT-A	PCT	PTS-AVG
1997-98	31	59-134	.440	4-10	.400	42-72	.583	164-5.3
1998-99	32	84-185	.454	0-3	.000	61-75	.813	229-7.2
1999-00	36	148-326	.454	21-40	.525	106-144	.736	423-11.8
2000-01	29	79-203	.389	6-35	.171	86-119	.723	250-8.6
Totals	128	370-848	.436	31-88	.352	295-410	.720	1066-8.3

T23. Larry Petty — 1,066

Tabbed UW's Most Improved Player in back-to-back seasons (1978-79 and 1979-80) ... four-year starter ... led UW in field goal percentage in 1978-79 and 1980-81 ... chosen by Los Angeles in the seventh round (157th overall) of the 1981 NBA Draft.

Season	G	FG-A	PCT	3P-A	PCT	FT-A	PCT	PTS-AVG
1977-78	27	50-138	.362	—	—	34-63	.540	134-5.0
1978-79	27	106-204	.520	—	—	55-94	.585	267-9.9
1979-80	29	97-210	.462	—	—	59-107	.551	253-8.7
1980-81	27	172-348	.494	—	—	68-126	.539	412-15.3
Totals	110	425-900	.472	—	—	216-390	.554	1066-9.7

25. Chuck Nagle — 1,064

Academic All-Big Ten in 1966-67 ... three-year starter who led UW in scoring and free throw percentage in 1966-67 ... broke school's 62-year-old season scoring record with his 463-point performance in 1966-67.

Season	G	FG-A	PCT	3P-A	PCT	FT-A	PCT	PTS-AVG
1966-67	24	188-421	.447	—	—	87-117	.744	463-19.3
1967-68	24	146-312	.468	—	—	48-70	.686	340-14.2
1968-69	24	104-259	.402	—	—	53-63	.841	261-10.9
Totals	72	438-992	.442	—	—	188-250	.752	1064-14.8

26. Sean Daugherty — 1,057

Played in 117 games (including 96 straight), eighth-most ever at Wisconsin ... eighth on school's all-time rebounds list with 644 ... only the seventh player in school history to register 1,000 points and 600 rebounds ... registered 11 career "double-doubles" ... team tri-captain as a senior ... earned team's Badger Award in 1997-98 ... career-high 24 points in final game as a Badger vs. Illinois.

Season	G	FG-A	PCT	3P-A	PCT	FT-A	PCT	PTS-AVG
1994-95	26	43-123	.350	13-47	.277	20-34	.588	119-4.6
1995-96	32	125-272	.460	12-39	.308	70-96	.729	332-10.4
1996-97	28	104-235	.443	17-48	.354	45-65	.692	270-9.6
1997-98	31	125-282	.443	11-34	.324	75-105	.714	336-10.8
Totals	117	397-912	.435	53-168	.315	210-300	.700	1057-9.0

27. Mike Wilkinson — 1,046

Led the Badgers in rebounding in each of his first three seasons ... earned second-team All-Big Ten as a junior and was also named to the 2004 Big Ten All-Tournament team ... second on the UW's career offensive rebounds list ... nine career double-doubles ... has started every game in his last two seasons and has never missed a game in his career ... sixth on the UW career list for blocked shots and seventh in steals.

Season	G	FG-A	PCT	3P-A	PCT	FT-A	PCT	PTS-AVG
2001-02	32	94-212	.443	18-54	.333	93-123	.756	299-9.3
2002-03	32	113-261	.433	21-71	.296	81-103	.786	328-10.3
2003-04	32	136-277	.491	28-81	.346	119-160	.744	419-13.1
Totals	96	343-750	.457	67-206	.325	293-386	.759	1046-10.9

28. J.J. Weber — 1,021

Team MVP and tri-captain in 1986-87 ... led Badgers in rebounding in 1984-85 and 1986-87 ... led team in scoring, field goal percentage, free throw percentage, steals and minutes in 1986-87 ... paced club in blocked shots in 1985-86 and 1986-87 ... tabbed team's Most Improved Player in 1984-85 ... three-year starter ... ranks fourth on UW's career blocked shots list.

Season	G	FG-A	PCT	3P-A	PCT	FT-A	PCT	PTS-AVG
1983-84	18	7-13	.538	—	—	2-5	.400	16-0.9
1984-85	28	85-173	.491	—	—	37-53	.698	207-7.4
1985-86	28	131-258	.508	—	—	67-89	.753	329-11.8
1986-87	31	182-324	.562	—	—	105-141	.745	469-15.1
Totals	105	405-768	.527	—	—	211-288	.733	1021-9.7

29. Willie Simms — 1,015

Team captain in 1990-91 ... named team's Most Improved Player in 1988-89 ... three-year starter ... led Badgers in field goal percentage and free throw percentage in 1989-90 ... topped team in assists in each of his last two seasons ... career field goal percentage of .545 is third-best in school history.


Season	G	FG-A	PCT	3P-A	PCT	FT-A	PCT	PTS-AVG
1987-88	2	1-4	.250	0-0	—	2-5	.400	4-2.0
1988-89	30	84-162	.519	1-2	.500	21-53	.396	190-6.3
1989-90	30	153-284	.539	2-6	.333	92-146	.630	400-13.3
1990-91	29	153-267	.573	1-3	.333	114-179	.637	421-14.5
Totals	91	391-717	.545	4-11	.364	229-383	.598	1015-11.2

30-Point Performances

Pts.	Player	Opponent	Date	Pts.	Player	Opponent	Date
42	Michael Finley	at Eastern Michigan	12/10/94	31	Ken Siebel	Utah	12/28/62
42	Ken Barnes	Indiana	3/8/65	31	Dick Miller	Minnesota	2/21/55
39	Rick Olson	Michigan	1/14/84	31	Dick Cable	Tulane	12/20/54
38	Devin Harris	Minnesota	2/4/04	31	Dick Cable	at Notre Dame	12/4/54
38	Dale Koehler	Iowa	2/1/75	31	John Kotz	Iowa	3/7/42
38	Joe Franklin	Michigan State	1/16/68	30	Devin Harris	Illinois	1/24/04
37	Chuck Nagle	Michigan	3/4/67	30	Kirk Penney	at Minnesota	2/16/02
36	Michael Finley	Missouri	3/19/94	30	Sean Mason	at Penn State	2/14/98
36	Tracy Webster	SE Missouri State	11/25/91	30	Sam Okey	UW-Milwaukee	12/10/96
36	Dale Koehler	at Michigan	2/2/76	30	Michael Finley	at Michigan	1/29/94
35	Rick Olson	San Francisco State	12/2/85	30	Michael Finley	at Illinois	1/27/93
35	Claude Gregory	Kentucky State	12/5/80	30	Michael Finley	Michigan	2/26/92
35	Clarence Sherrod	at Iowa	2/10/70	30	Tim Locum	Western Kentucky	11/25/89
35	Jack Brens	Indiana	2/25/63	30	Trent Jackson	Minnesota	2/28/88
35	Don Rehfeldt	at Northwestern	2/11/50	30	J.J. Weber	Northwestern	3/1/87
34	Michael Finley	Ohio State	1/20/93	30	Rick Olson	Purdue	2/13/86
34	Cory Blackwell	at Minnesota	2/19/83	30	Wes Matthews	at Purdue	2/16/80
34	Cory Blackwell	Ohio State	2/9/83	30	Clarence Sherrod	Tulane	12/19/70
34	Joe Franklin	Michigan	1/6/68	30	Clarence Sherrod	Ohio State	2/24/70
34	Bob Litzow	Indiana	2/10/58	30	Clarence Sherrod	Michigan State	2/7/70
34	Don Rehfeldt	Iowa	2/28/49	30	Clarence Sherrod	Ohio	1/31/70
33	Devin Harris	Ohio State	2/14/04	30	Joe Franklin	at Northwestern	3/9/68
33	Kirk Penney	Marquette	12/22/01	30	Chuck Nagle	Purdue	3/2/68
33	Michael Finley	Purdue	2/13/93	30	Joe Franklin	Illinois	3/11/67
33	Tracy Webster	Illinois	2/20/92	30	Joe Franklin	Nebraska	12/1/65
33	Trent Jackson	at Butler	12/10/88	30	Mark Zubor	Illinois	12/15/64
33	Scott Roth	Oklahoma State	12/29/83	30	Jim Biggs	Northwestern	2/28/59
33	Claude Gregory	at Iowa	2/28/81	30	Paul Morrow	Indiana	2/16/53
33	Dale Koehler	Loyola Chicago	12/6/75				
33	Ron Jackson	Dayton	12/28/61				
33	Dick Miller	at Michigan State	2/27/56				
32	Michael Finley	Michigan State	2/2/94				
32	Michael Finley	UW-Green Bay	12/5/92				
32	Danny Jones	Ohio State	3/4/89				
32	Rick Olson	at Minnesota	2/22/86				
32	Rick Olson	at Michigan State	1/30/86				
32	Rick Olson	Ohio State	2/9/85				
32	Claude Gregory	Iowa	1/15/81				
32	Leon Howard	at Ohio State	2/5/72				
32	Clarence Sherrod	Eastern Illinois	12/1/70				
32	Joe Franklin	Arizona	12/30/66				
32	Dick Miller	at Ohio State	1/14/56				
31	Willie Simms	Bowling Green	3/13/91				
31	Danny Jones	at Michigan	2/25/89				
31	Rick Olson	Illinois	2/15/86				
31	Rick Olson	Purdue	1/19/85				
31	Scott Roth	Illinois	1/17/85				
31	Scott Roth	at Northern Illinois	12/22/84				
31	Cory Blackwell	at Purdue	3/12/83				
31	Larry Petty	Minnesota	3/7/81				
31	Claude Gregory	Nebraska	12/27/79				
31	Wes Matthews	at Michigan	2/22/79				
31	Bruce McCauley	at Northwestern	1/4/75				
31	Clarence Sherrod	Michigan	1/9/71				
31	Albert Henry	Minnesota	1/13/70				
31	Joe Franklin	Purdue	3/2/68				
31	James Johnson	Northwestern	2/21/67				
31	Jack Brens	Utah	12/28/62				

NOTE: The only players to have back-to-back 30-point games are Michael Finley (30 at Michigan and 32 vs. Michigan State in 1994); Rick Olson (30 vs. Purdue and 31 vs. Illinois in 1986); and Clarence Sherrod (30 vs. Michigan State and 35 vs. Iowa in 1970).

Devin Harris nearly had three consecutive 30-point games in 2003-04. He scored 30 against Illinois then had 29 at Ohio State and 38 vs. Minnesota. The 97 points over a three-game stretch were the most by a player in UW history.



Rick Olson is one of three Badgers in history to record back-to-back 30-point games.

Kohl Center Records

Points

Team — 104 by Kansas vs. Oregon, 3/24/02
Individual — 47 by Lynn Greer (Temple) vs. Wisconsin, 12/3/01

Points - Both Teams

190, Kansas (104) vs. Oregon (86), 3/24/02

Points in a Half

Team — 56 by Kansas vs. Oregon, 3/24/02
Individual — 24 by Devin Harris vs. Minnesota, 2/4/04
(second half)

Largest UW Winning Margin

49 by Wisconsin over New Hampshire (85-36), 12/11/02

Field Goals Made

Team — 40 by Kansas vs. Oregon, 3/24/02
Individual — 18 by Lynn Greer (Temple) vs. Wisconsin, 12/3/01

Field Goal Attempts

Team — 84 by Oregon vs. Kansas, 3/24/02
Individual — 38 by Lynn Greer (Temple) vs. Wisconsin, 12/3/01

Field Goal Percentage

Team — .607 (34-56) by Wisconsin vs. Penn State (2/1/03)
Individual (min. 10 att.) — .900 (9-10) by James Peters (UNLV)
vs. Wisconsin, 12/7/02

3-Point Field Goals

Team — 13 by Wisconsin vs. Michigan, 2/27/02
Individual — 6 by Devin Harris vs. Temple 12/3/01; by Lynn
Greer (Temple) vs. Wisconsin, 12/3/01; and by Sean Mason
vs. Northern Illinois, 12/2/98

3-Point Field Goal Attempts

Team — 40 by Wisconsin vs. Temple, 12/3/01
Individual — 20 by Devin Harris vs. Temple 12/3/01

3-Point Field Goal Percentage

Team (min. 8 att.) — .706 (12-17) by Wisconsin vs. Michigan,
2/16/00
Individual (min. 6 att.) — .833 (5-6) by Kirk Penney vs.
Eastern Michigan, 11/15/02 and Marquette, 12/22/01

Free Throws Made


Team — 36 by Wisconsin vs. Ohio State, 2/6/02
Individual — 16 by Devin Harris vs. Ohio State, 2/14/04

Free Throw Attempts

Team — 46 by Wisconsin vs. Ohio State, 2/6/02
Individual — 18 by Devin Harris vs. Ohio State, 2/14/04

Free Throw Percentage

Team (min. 12 att.) — 1.000 (13-13) by Michigan State vs.
Wisconsin, 1/10/04
Individual (min. 10 att.) — 1.000 (10-10) by Evan Eschmeyer
(Northwestern) vs. Wisconsin, 2/10/99



Devin Harris scored a career-high 38 points, including a Kohl Center-record 24 in the second half, vs. Minnesota on Feb. 4, 2004

Rebounds

Team — 63 by Kansas vs. Oregon, 3/24/02
Individual — 20 by Drew Gooden (Kansas) vs. Oregon, 3/24/02

Assists

Team — 22 by Wisconsin vs. UW-Milwaukee, 12/13/03
Individual — 9, three times, all by Devin Harris (MR: vs.
Indiana, 1/6/04)

Blocked Shots

Team — 9 by South Florida vs. Wisconsin, 12/30/00
Individual — 8 by Gerrick Morris (South Florida), 12/30/00

Steals

Team — 16 by Wisconsin vs. New Hampshire, 12/11/02
Individual — 10 by Mike Kelley vs. Texas, 12/7/99

Yearly Statistical Leaders



Wes Matthews led the Badgers in scoring in 1977-78, 1978-79 and 1979-80.


Field Goal Percentage

Year	Name	FG	FGA	PCT
1947	Bob Cook	124	358	.346
1948	Don Rehfeldt	86	258	.333
1949	Don Rehfeldt	146	436	.335
1950	Don Rehfeldt	170	505	.337
1951	Ab Nicholas	130	378	.344
1952	Dick Cable	50	128	.391
1953	Charles Siefert	99	264	.375
1954	Dick Cable	116	266	.436
1955	John Parker	75	177	.424
1956	Dick Miller	142	344	.413
1957	Walter Holt	46	101	.455
1958	Walter Holt	112	225	.498
1959	Bob Barneson	93	234	.397
1960	Marty Gharrity	119	244	.488
1961	Ken Siebel	108	250	.432
1962	Ken Siebel	144	318	.453
1963	Tom Gwyn	108	221	.489
1964	Tom O'Melia	77	159	.484
1965	Mark Zubor	137	290	.472
1966	Dennis Sweeney	67	137	.489
1967	James Johnson	104	228	.456
1968	Joe Franklin	202	402	.502
1969	James Johnson	164	401	.409
1970	Albert Henry	152	321	.474
1971	Glen Richgels	126	264	.477
1972	Kim Hughes	113	242	.467
1973	Kim Hughes	144	291	.495
1974	Gary Anderson	142	284	.500
1975	Dale Koehler	155	307	.505
1976	Al Rudd	81	142	.570
1977	Joe Chnelich	122	227	.537
1978	Bill Pearson	87	170	.512
1979	Larry Petty	106	204	.520
1980	Joe Chnelich	123	230	.535
1981	Larry Petty	172	348	.494
1982	Brad Sellers	167	351	.476
1983	Brad Sellers	189	372	.508
1984	Scott Roth	151	304	.497
1985	Scott Roth	198	365	.542
1986	Shelton Smith	84	153	.549
1987	J.J. Weber	182	324	.562
1988	Danny Jones	176	309	.570
1989	Kurt Portmann	63	113	.558
1990	Willie Simms	153	284	.539
1991	Patrick Tompkins	164	258	.636
1992	Carlton McGee	123	222	.554
1993	Jeff Petersen	58	93	.624
1994	Jeff Petersen	93	157	.592
1995	Rashard Griffith	167	295	.566
1996	Sean Daugherty	125	272	.460
1997	Paul Grant	129	261	.494
1998	Sean Daugherty	125	282	.443
1999	Andy Kowske	85	148	.574
2000	Andy Kowske	137	235	.583
2001	Andy Kowske	79	145	.545
2002	Charlie Wills	112	235	.477
2003	Alando Tucker	139	261	.533
2004	Mike Wilkinson	136	277	.491

Minimum 2.0 made per game

Scoring

Year	Name	G	PTS	AVG
1939	Dave Dupee	20	154	7.7
1940	Gene Englund	20	199	10.0
1941	Gene Englund	23	304	13.2
1942	John Kotz	21	325	15.5
1943	John Kotz	21	308	14.7
1944	Ray Patterson	21	295	14.0
1945	Ray Patterson	21	225	10.7
1946	Bob Cook	21	289	13.8
1947	Bob Cook	22	323	14.7
1948	Bob Cook	20	235	12.4
1949	Don Rehfeldt	22	381	17.3
1950	Don Rehfeldt	22	436	19.8
1951	Ab Nicholas	22	366	16.6
1952	Ab Nicholas	22	361	16.4
1953	Paul Murrow	22	352	16.0
1954	Dick Cable	22	301	13.7
1955	Dick Cable	22	442	20.1
1956	Dick Miller	22	429	19.5
1957	Bob Litzow	22	355	16.1
1958	Bob Litzow	22	324	14.7
1959	Bob Barneson	21	259	12.3
1960	Tom Hughbanks	24	312	13.0
1961	Tom Hughbanks	23	301	13.1
1962	Ken Siebel	24	392	16.3
1963	Jack Brens	24	425	17.8
1964	Ken Gustafson	24	359	14.9
1965	Mark Zubor	22	345	15.7
1966	Ken Gustafson	24	333	13.8
1967	Chuck Nagle	24	463	19.3
1968	Joe Franklin	24	544	22.7
1969	James Johnson	24	462	19.2
1970	Clarence Sherrod	24	538	22.4
1971	Clarence Sherrod	14	570	23.8
1972	Leon Howard	23	378	16.4
1973	Leon Howard	24	431	18.0
1974	Kim Hughes	24	367	15.3
1975	Bruce McCauley	25	418	16.7
1976	Dale Koehler	26	505	19.4
1977	James Gregory	27	429	15.9
1978	Wes Matthews	14	203	14.5
1979	Wes Matthews	27	499	18.5
1980	Wes Matthews	28	549	19.6
1981	Claude Gregory	27	550	20.4
1982	Brad Sellers	27	378	14.0
1983	Cory Blackwell	28	511	18.3
1984	Cory Blackwell	28	529	18.9
1985	Scott Roth	28	513	18.3
1986	Rick Olson	28	571	20.4
1987	J.J. Weber	31	469	15.1
1988	Trent Jackson	28	546	19.5
1989	Danny Jones	30	611	20.4
1990	Danny Jones	31	548	17.7
1991	Willie Simms	29	421	14.5
1992	Tracy Webster	31	537	17.3
1993	Michael Finley	28	620	22.1
1994	Michael Finley	29	592	20.4
1995	Michael Finley	27	554	20.5
1996	Sam Okey	32	423	13.2
1997	Paul Grant	28	350	12.5
1998	Sean Mason	31	480	15.5
1999	Sean Mason	32	539	16.8
2000	Mark Vershaw	36	423	11.8
2001	Roy Boone	29	372	12.8
2002	Kirk Penney	32	482	15.1
2003	Kirk Penney	32	519	16.2
2004	Devin Harris	32	624	19.5



Mike Wilkinson has a chance to become the first player to lead UW in rebounding four consecutive years.

Rebounding

Year	Name	G	REB	AVG
1951	Jim Clinton	22	344	15.6
1952	Paul Morrow	22	290	13.2
1953	Records Incomp.	—	—	—
1954	Paul Morrow	22	194	9.6
1955	Curt Mueller	19	110	5.8
1956	Curt Mueller	22	207	9.4
1957	Ray Gross	21	165	7.9
1958	Ray Gross	22	156	7.1
1959	Bob Barneson	21	152	7.2
1960	Fred Clow	24	234	9.8
1961	Tom Hughbanks	23	198	8.6
1962	Tom Gwyn	24	192	8.0
1963	Jack Brens	24	306	12.8
1964	Ken Gustafson	24	235	9.8
1965	Ken Barnes	20	176	8.8
1966	Joe Franklin	24	235	9.8
1967	Joe Franklin	24	289	12.0
1968	Joe Franklin	24	334	13.9
1969	James Johnson	24	210	8.8
1970	Albert Henry	24	265	11.0
1971	Glen Richgels	24	254	10.6
1972	Kim Hughes	24	239	10.0
1973	Kim Hughes	24	301	12.5
1974	Kim Hughes	24	266	11.1
1975	Dale Koehler	21	213	10.1
1976	Dale Koehler	26	263	10.1
1977	James Gregory	27	270	10.0
1978	Joe Chrmelich	27	182	6.7
1979	Claude Gregory	27	236	8.7
1980	Claude Gregory	29	254	8.8
1981	Claude Gregory	27	249	9.2
1982	Brad Sellers	27	254	9.4
1983	Brad Sellers	28	219	7.8
1984	Cory Blackwell	28	243	8.7
1985	J.J. Weber	28	162	5.8
1986	Rod Ripley	28	194	6.9
1987	J.J. Weber	31	251	8.1
1988	Danny Jones	26	121	4.7
1989	Danny Jones	30	141	4.7
1990	Patrick Tompkins	28	178	6.4

1991	Patrick Tompkins	30	264	8.8
1992	Michael Finley	31	152	4.9
1993	Michael Finley	28	161	5.8
1994	Rashard Griffith	25	212	8.5
1995	Rashard Griffith	26	281	10.8
1996	Sam Okey	32	218	6.8
1997	Sam Okey	27	230	8.5
1998	Sean Daugherty	31	192	6.2
1999	Andy Kowske	32	157	4.9
2000	Andy Kowske	36	222	6.2
2001	Andy Kowske	29	157	5.4
2002	Mike Wilkinson	32	171	5.3
2003	Mike Wilkinson	32	216	6.8
2004	Mike Wilkinson	32	219	6.8


3-Point FG Percentage

Year	Name	FG	FGA	PCT
1983	Rick Olson	18	48	.375
1987	Mike Heineman	29	61	.475
1988	Trent Jackson	74	164	.451
1989	Tim Locum	54	111	.486
1990	Tim Locum	67	143	.469
1991	Tim Locum	65	134	.485
1992	Tracy Webster	75	153	.490
1993	Andy Kilbride	49	107	.458
1994	Andy Kilbride	54	131	.412
1995	Andy Kilbride	54	134	.403
1996	Hennssy Auriantal	35	88	.398
1997	Ty Calderwood	39	117	.333
1998	Sean Mason	54	161	.335
1999	Jon Bryant	46	119	.387
2000	Duany Duany	47	120	.392
2001	Ricky Bower	22	50	.440
2002	Kirk Penney	62	161	.385
2003	Devin Harris	53	137	.387
2004	Clayton Hanson	29	76	.382


Minimum 1.5 attempts per game

Free Throw Pct.

Year	Name	FT	FIA	PCT
1947	Bob Cook	75	101	.743
1948	Bob Cook	73	97	.754
1949	Don Rehfeldt	89	129	.690
1950	Don Rehfeldt	96	147	.653
1951	Ab Nicholas	106	149	.711
1952	Ab Nicholas	121	176	.687
1953	Dick Cable	81	110	.736
1954	Dick Cable	69	92	.750
1955	Dick Miller	87	109	.798
1956	Dick Miller	145	181	.801
1957	Bob Litzow	55	92	.598
1958	Walter Holt	71	90	.789
1959	Bob Barneson	73	108	.676
1960	Marty Gharrity	74	92	.804
1961	Ken Siebel	67	97	.691
1962	Ken Siebel	104	155	.671
1963	Ken Siebel	111	158	.703
1964	Mark Zubor	69	99	.697
1965	Ken Barnes	62	84	.738
1966	Mike Carlin	70	90	.778
1967	Chuck Nagle	87	117	.744
1968	James Johnson	95	130	.731
1969	Clarence Sherrod	92	120	.767
1970	Clarence Sherrod	168	202	.832
1971	Clarence Sherrod	148	200	.740
1972	Lee Oler	84	106	.792
1973	Leon Howard	117	157	.745
1974	Kim Hughes	57	92	.620
1975	Mike McCauley	98	125	.784
1976	Dale Koehler	125	165	.758
1977	James Gregory	97	139	.698
1978	Bill Pearson	74	95	.779
1979	Wes Matthews	109	139	.784
1980	Wes Matthews	127	143	.888
1981	Claude Gregory	152	202	.752
1982	Cory Blackwell	71	103	.689
1983	Brad Sellers	82	99	.828
1984	Scott Roth	76	96	.792
1985	Rick Olson	73	82	.890



Trent Jackson made 74 3-pointers in 1987-88, the second-best single-season total in school history.



Ty Calderwood paced the Badgers in assists in 1996-97 and 1998-99. He also led the team in steals in 1996-97.

1986	Rick Olson	97	110	.882
1987	J.J. Weber	105	141	.745
1988	Trent Jackson	88	106	.830
1989	Danny Jones	149	199	.749
1990	Willie Simms	92	146	.630
1991	Patrick Tompkins	95	147	.646
1992	Tracy Webster	90	115	.783
1993	Tracy Webster	72	89	.809
1994	Michael Finley	110	140	.786
1995	Michael Finley	140	181	.773
1996	Mosezell Peterson	79	107	.738
1997	Paul Grant	92	129	.713
1998	Sean Mason	128	157	.815
1999	Sean Mason	137	169	.811
2000	Mark Vershaw	106	144	.736
2001	Roy Boone	88	118	.746
2002	Devin Harris	101	130	.777
2003	Mike Wilkinson	81	103	.786
2004	Devin Harris	171	216	.792

Minimum 2.0 made per game

Assists

Year	Name	G	AST	AVG
1974	Marcus McCoy	24	74	3.1
1975	Bruce McCauley	25	88	3.5
1976	James Smith	23	76	3.3
1977	Bob Falk	27	93	3.4
	Arnold Gaines	27	93	3.4
1978	Arnold Gaines	26	80	3.1
1979	Wes Matthews	27	106	3.9
1980	Wes Matthews	28	118	4.2
1981	Dan Hastings	27	85	3.1
1982	Carl Golston	27	93	3.4
1983	Rick Olson	28	83	3.0
1984	Scott Roth	28	87	3.1
1985	Mike Heineman	25	111	4.4
1986	Mike Heineman	22	100	4.5

1987	Mike Heineman	28	137	4.9
1988	Tom Molaski	28	104	3.7
1989	Tom Molaski	30	108	3.6
1990	Willie Simms	30	97	3.2
1991	Willie Simms	29	98	3.4
1992	Tracy Webster	31	151	4.9
1993	Tracy Webster	28	179	6.4
1994	Tracy Webster	29	171	5.9
1995	Michael Finley	27	108	4.0
1996	Sam Okey	32	100	3.1
1997	Ty Calderwood	27	101	3.7
1998	Hennssy Auriantal	29	64	2.2
1999	Ty Calderwood	32	104	3.3
2000	Mark Vershaw	36	118	3.3
2001	Mike Kelley	29	89	3.1
2002	Travon Davis	32	126	3.9
2003	Kirk Penney	32	100	3.1
2004	Devin Harris	32	141	4.4

Steals

Year	Name	G	STL	AVG
1978	Arnold Gaines	26	28	1.1
1979	Wes Matthews	27	53	2.0
1980	Wes Matthews	28	42	1.5
1981	John Bailey	27	39	1.4
1982	John Bailey	27	37	1.4
1983	Cory Blackwell	28	39	1.4
1984	Scott Roth	28	43	1.5
1985	Mike Heineman	25	33	1.3
1986	Rick Olson	28	33	1.2
1987	J.J. Weber	31	41	1.3
1988	Trent Jackson	28	59	2.1
1989	Trent Jackson	30	50	1.7
1990	Willie Simms	30	33	1.1
	Tim Locum	30	33	1.1
1991	Willie Simms	29	27	0.9
1992	Tracy Webster	31	48	1.5
1993	Tracy Webster	28	66	2.4
1994	Tracy Webster	29	69	2.4
1995	Michael Finley	27	52	1.9
1996	Hennssy Auriantal	32	43	1.3
1997	Ty Calderwood	27	63	2.3
1998	Mike Kelley	31	58	1.9
1999	Mike Kelley	32	62	1.9
2000	Mike Kelley	36	95	2.6
2001	Mike Kelley	29	60	2.1
2002	Devin Harris	32	43	1.3
2003	Devin Harris	32	65	2.0
2004	Devin Harris	32	56	1.8


Blocked Shots

Year	Name	G	BL	AVG
1978	Claude Gregory	27	21	0.8
1979	Claude Gregory	27	21	0.8
1980	Claude Gregory	29	20	0.7
1981	Claude Gregory	27	26	1.0
1982	Brad Sellers	27	52	1.9
1983	Brad Sellers	28	68	2.4
1984	David Miller	27	11	0.4
1985	John Ploss	28	20	0.7
1986	J.J. Weber	28	28	1.0
1987	J.J. Weber	31	45	1.5
1988	Kurt Portmann	28	25	0.9
1989	Kurt Portmann	30	34	1.1
1990	Kurt Portmann	31	30	1.0
1991	Patrick Tompkins	30	25	0.8
1992	Louis Ely	30	41	1.4
1993	Louis Ely	28	31	1.1

1994	Rashard Griffith	25	66	2.6
1995	Rashard Griffith	26	58	2.2
1996	Sam Okey	32	42	1.3
1997	Paul Grant	28	34	1.2
1998	Sean Daugherty	31	18	0.6
	Andy Kowske	31	18	0.6
1999	Andy Kowske	32	27	0.8
2000	Andy Kowske	36	27	0.8
2001	Andy Kowske	29	14	0.5
2002	Devin Harris	32	18	0.6
2003	Mike Wilkinson	32	31	1.0
2004	Mike Wilkinson	32	41	1.3

Minutes


Year	Name	G	MIN	AVG
1978	Arnold Gaines	26	782	30.1
1979	Wes Matthews	27	986	36.5
1980	Claude Gregory	29	1001	34.5
1981	Claude Gregory	27	989	36.6
1982	Brad Sellers	27	964	35.7
1983	Brad Sellers	28	1009	36.0
1984	Cory Blackwell	28	1045	37.3
1985	Rick Olson	28	970	34.6
1986	Rick Olson	28	983	35.1
1987	J.J. Weber	31	993	32.0
1988	Trent Jackson	28	1032	36.9
1989	Trent Jackson	30	1099	36.6
1990	Danny Jones	31	1043	33.6
1991	Patrick Tompkins	30	1091	36.4
1992	Tracy Webster	31	1077	34.7
1993	Michael Finley	28	979	35.0
1994	Michael Finley	29	1046	36.1
1995	Michael Finley	27	1000	37.0
1996	Sam Okey	32	1024	32.0
1997	Ty Calderwood	27	886	32.8
1998	Sean Mason	31	885	28.5
1999	Sean Mason	32	937	29.3
2000	Mark Vershaw	36	1122	31.2
2001	Mike Kelley	29	903	31.1
2002	Devin Harris	32	1094	34.2
2003	Kirk Penney	32	1119	35.0
2004	Devin Harris	32	1162	36.3



Cory Blackwell averaged 37.3 minutes per game in 1983-84, a UW record.

HISTORY

106 Years of Badger Basketball ..110-114
 Honors and Awards115-117
 All-Americans118-119
 Badgers in the NBA120
 NCAA Tournament Records121-123
 1941 NCAA Champions124
 2000 Final Four125
 NCAA Tournament Boxscores ...126-131
 UW in the NIT132
 UW in the Big Ten Tournament ..133-134
 UW & the A.P. Poll135-137
 Overtime Games138
 Comeback Wins139
 The Last Time140
 All-Time Results141-150
 All-Time Series Scores151-162
 Wisconsin vs. the Conferences163
 Year-by-Year Records164-165
 Year-by-Year Statistics166-167
 Season Statistics Since 1984-85 ...168-169
 Past UW Coaches170-171
 Letterwinners172-174
 All-Time Lineups175-176



Kirk Penney played in the Final Four and was a member of two Big Ten regular-season championship teams during his four years at Wisconsin.

106 Years of Wisconsin Basketball

The Wisconsin men's basketball program begins its 107th season in 2004-05. Following is a chronological list of highlights from the first 106 years of UW basketball.

December, 1898

Six years after the advent of the new sport of basketball, Bob Burdick, John Mapel, Carl Sillman, Paul Stover and Captain Walter Hirschberg make up the first Wisconsin Badger basketball team. Dr. J.C. Elsom is the first UW coach.

Jan. 21, 1899

Wisconsin plays its first game and falls to the Milwaukee Normal Alumni, 25-15, in Milwaukee.

March 4, 1899

The Badgers play their first home game. The Milwaukee Normal Alumni edge Wisconsin, 13-10, and the Badgers finish their first season 0-3.

Feb. 15, 1900

Wisconsin defeats Wayland Academy, 25-15, for the first victory in school history.

March, 1902

After completing a 10-game schedule (all on the road), the Badgers finish the year with a 7-3 record, their first winning season.

Dec. 2, 1904

Emmett Angell coaches the Badgers for the first time and watches his team rout Sparta's Company C, 75-10. Christian Steinmetz scores 50 points in the victory to set a pre-modern, single-game scoring mark.

January, 1905

The Badgers make their first road trip to the East and come home with a 2-6 mark after games in New Jersey, New York, Pennsylvania and Ohio.

Spring, 1905

Christian Steinmetz finishes the season with 462 points, setting a Wisconsin season scoring mark that would stand for 61 years. Steinmetz is later named the Badgers' first All-American.

March 15, 1907

Wisconsin defeats Purdue, 37-10, to secure an 11-3 record and a share of the school's first Big Ten championship.

March 16, 1912

First-year coach Walter Meanwell, known as the "Little Doctor," guides the Badgers to a 32-21 win over Indiana to complete an unbeaten season at 15-0. Wisconsin wins the Big Ten title outright and will win or share the conference crown seven more times before Meanwell's coaching

career ends in 1934.

March 16, 1918

Despite dropping a 19-11 decision to Minnesota, first-year coach Guy Lowman's Badgers win the school's sixth Big Ten championship in 12 years.

Dec. 18, 1930

The Badgers defeat Penn, 25-12, in the dedication game for the new Wisconsin Field House.

Fall, 1934

Harold "Bud" Foster, a former All-America player for the Badgers, takes over as head coach. Foster will hold that position for 25 years, longer than any other basketball coach in school history.

Spring, 1935


In his first season as head coach, "Bud" Foster leads the Badgers to the Big Ten title with a 15-5 record.

March 29, 1941

The "Cinderella" Badgers, lower division finishers in the Big Ten just one year earlier, top Washington State, 39-34, to win the NCAA tournament. The UW's John Kotz is named tournament MVP. Team captain Gene Englund is the Big Ten MVP and earns All-America honors.

Spring, 1942

Wisconsin has the Big Ten MVP for the second straight season when John Kotz earns the award. Kotz also garners All-America kudos.



Walter Meanwell won eight conference titles during his 20 years at UW.



The UW Field House opened on Dec. 18, 1930 as Wisconsin defeated Penn 25-12.



Head coach Harold "Bud" Foster visits with former UW All-American Don Rehfeldt. Foster coached the Badgers to their only national title in 1941.

March, 1947

The 15-5 Big Ten champion Badgers are invited to play in the NCAA Eastern Regionals in New York's Madison Square Garden. Wisconsin takes third place in the East by squeaking past Navy, 50-49, after losing the opener, 70-56, to CCNY.

Feb. 28, 1949

Junior Don Rehfeldt takes 37 shots in a 70-47 trouncing of Iowa. Rehfeldt's 37 field goal attempts still stand as a single-game Wisconsin record.

Spring, 1950

After being named the Big Ten's MVP, Don Rehfeldt becomes Wisconsin's last All-American to date. He finishes his career as the school's all-time leading scorer with 1,169 points. Rehfeldt also is picked second overall in the NBA Draft.

Jan. 3, 1953

Center Paul Morrow grabs what remains a school-record 30 rebounds in a 50-46 victory over Purdue.

Jan. 27, 1962

Despite Boilermaker Terry Dischinger's UW Field House-record 50 points, the Badgers defeat Purdue 89-86.

March 3, 1962

The Badgers defeat a top-ranked Ohio State squad (86-67) that features all-Americans John Havlicek and Jerry Lucas, as well as reserve forward Bob Knight. The powerful Buckeyes see their 47-game winning streak come to an end.

March 11, 1963

Senior Ken Seibel earns the team's MVP award for the third consecutive season. He remains the Badgers' only three-time MVP.

March 8, 1965

Ken Barnes scores a school-record 42 points, along with 23 rebounds, in a 92-73 loss to Indiana. Barnes' mark stands alone until Michael Finley matches it in December of 1994.

March 11, 1967

With 12 seconds remaining in the season finale against Illinois, sophomore Chuck Nagle makes a layup to tie Christian Steinmetz as the school's single-season scoring leader with 462 points. Fouled on the play, Nagle converts the free throw and sets the record.

Dec. 9, 1967

The Badgers set a school single-game scoring record with a 120-82 win over Southern Methodist.

March 2, 1968

Senior Joe Franklin pulls down a career-high 27 rebounds in a 104-84 victory over Purdue — his final game at the UW Field House. Franklin ends his collegiate career one week later having amassed 858 boards for what still is a school-record 11.9 rebounds per game.

March 9, 1968

Only one year after Chuck Nagle snaps Wisconsin's 62-year-old single-season scoring mark set by Christian Steinmetz, Joe Franklin registers 30 points in the season finale at Northwestern to finish the campaign with a school-best 544 points.

March 13, 1971

Senior co-captain Clarence Sherrod scores 27 points in a season-ending loss at Michigan to finish the year with 570 points. It is the third time in five seasons that the Badgers have a new all-time single-season scoring leader.

Jan. 5, 1976

The Badgers record the largest comeback in school history when they erase a 22-point (47-25) deficit and gain an 82-81 overtime victory over Ohio State at the UW Field House.

March 3, 1979

Guard Wes Matthews hits a halfcourt shot as time expires as the Badgers defeat Magic Johnson and eventual NCAA champion Michigan State 83-81 at the UW Field House.

Dec. 30, 1979


The Badgers connect on 32 of 43 field goal attempts (.744) to set a single-game school record and defeat Army 78-54.

March 10, 1981

Claude Gregory scores 29 points and grabs 17 rebounds in his last game as a Badger. He leaves the school as Wisconsin's career leader in points (1,745) and rebounds (904).

Dec. 2, 1985

In a non-conference matchup with San Francisco State, senior Rick Olson makes 17 field goals in a 90-61 Badger victory. Olson's 17 field goals tops the previous school record of 16 set nearly 27 years earlier by Bob Litzow.



Joe Franklin averaged a UW record 11.9 rebounds per game for his career. In his last home game, he pulled down a career-high 27 boards.



Danny Jones is one of just three Badgers (Michael Finley and Devin Harris are the others) to have scored more than 600 points in a season. That season (1989), he led the UW to its first-ever NIT appearance.

March 9, 1986

Setting a school record by starting every game (112) in his four-year career, Rick Olson guides Wisconsin past Northwestern, 70-68. Olson scores 26 points in the game and misses becoming the school's career scoring leader by nine points. However, he does become the UW's single-season scoring champion with 571 points.

Feb. 16, 1987

In one of the most infamous games in school history, the Badgers take eventual NCAA champion Indiana to three overtimes before falling 86-85 at the UW Field House before a capacity crowd and national television audience.

March 8, 1987

Mike Heineman scores 20 points, grabs seven rebounds and hands out nine assists in his final game as a Badger. Heineman ends his career as Wisconsin's all-time assist leader with 388.

Dec. 14, 1988

The Badgers record the widest margin of victory in school history with an 89-34 win over Denver at the UW Field House.

March 15, 1989

The Badgers, under Coach Steve Yoder, make their first-ever appearance in the National Invitation Tournament and defeat New Orleans, 63-61, at the UW Field House. It is Wisconsin's first post-season appearance since the 1947 NCAA Tournament.

March 20, 1989

Danny Jones scores 24 points in the season finale against St. Louis. His 611 points establishes a new single-season school scoring record.

Feb. 15, 1990

Danny Jones snaps Wisconsin's career scoring mark against Ohio State. Jones ends his career with 1,854 points.

March 13, 1991

The Badgers make their second NIT appearance in three years and defeat Bowling Green 87-79 (OT) at the UW Field House. Wisconsin, however, is eliminated from the tournament five days later by Stanford.

March 25, 1992

Former New York Knicks coach Stu Jackson is hired as Wisconsin's 11th head coach.

Feb. 13, 1993

Sophomore Michael Finley goes head-to-head with Purdue All-American Glenn Robinson. Finley scores 33 points and adds a Big Ten-record 10 steals but the Boilermakers prevail 90-87 in double overtime behind Robinson's 42 points.

March 17, 1993

Wisconsin qualifies for its third National Invitation Tournament in five years but loses 77-73 to Rice in the first round at the UW Field House.

Nov. 22, 1993

The Badgers are ranked 25th by the Associated Press, their first national ranking by the A.P. since January of 1976.

March 17, 1994

Led by Michael Finley, Tracy Webster and Rashard Griffith, Coach Stu Jackson's Badgers defeat Cincinnati 80-72 in the school's first NCAA tournament game since 1947. Wisconsin is eliminated two days later by Missouri.

Dec. 10, 1994

Michael Finley scores a school record-tying 42 points in a 92-76 loss at Eastern Michigan. Finley registers 33 points in the second half to set the school mark for points in a half.

Jan. 14, 1995

Michael Finley breaks Danny Jones' school career scoring mark in the first half of the Badgers' 74-67 win at home over Minnesota. Finley goes on to finish his career with 2,147 points.

March 31, 1995


Dick Bennett is hired from UW-Green Bay as Wisconsin's 13th head coach, replacing Stan Van Gundy.

June 28, 1995

Forward Michael Finley becomes Wisconsin's first first-round NBA draft choice since 1980 when he is selected 21st overall by Phoenix.

March 13, 1996

Coach Dick Bennett's Badgers defeat Manhattan 55-42 in the first round of the National Invitation Tournament at the UW Field House. The Badgers are eliminated five days later by Illinois State.



Dick Bennett coached the Badgers for five seasons, leading them to three NCAA tournaments and an NIT.

Jan. 4, 1997

Wisconsin snaps a 31-game losing streak to Indiana with a 71-58 victory over the Hoosiers at the UW Field House. Wisconsin leads 17-0 before Indiana scores.

Feb. 26, 1997

Seven-foot center Paul Grant sets a school record with a 15-for-15 performance at the free throw line in a 49-48 victory over Iowa at the UW Field House.

March 8, 1997

The Badgers lock up the school's second NCAA tournament bid in 50 years with a 66-65 upset win over No. 2-ranked Minnesota at the UW Field House. It is the UW's first win over a first or second-ranked opponent since 1962.

March 14, 1997

The Badgers lose 71-58 to Texas in the first round of the NCAA tournament at Pittsburgh's Civic Arena.

June 25, 1997

Paul Grant becomes UW's second first-round NBA draft choice in three years when he is selected 20th overall by Minnesota.

Jan. 14, 1998

The Badgers play the final game in the UW Field House and record a 76-57 win over Penn State.

Jan. 17, 1998

Wisconsin opens the new, \$76 million Kohl Center with a 56-33 triumph over Northwestern before 16,697 fans, including Sen. Herb Kohl.

Dec. 14, 1998

The Badgers enter the media and coaches top-25 polls for the first time since December of 1994.

Dec. 27, 1998

Wisconsin's 10th straight win gives the school a 12-1 record for only the second time since 1929-30.

Jan. 31, 1999

The Badgers achieve the school's highest national ranking (11th by A.P.) since 1962.



The Badgers, a No. 8 seed in the 2000 NCAA Tournament, made a Cinderella run to the Final Four that year. Wisconsin defeated No. 9 seed Fresno State, No. 1 seed Arizona, No. 4 seed LSU and No. 6 seed Purdue on its way to the RCA Dome in Indianapolis.

March 1, 1999

Sophomore guard Mike Kelley becomes the first Badger to be named Big Ten Defensive Player of the Year.

March 7, 1999

UW receives its fifth NCAA Tournament bid and second in the four-year Dick Bennett era. The Badgers also earn their highest tournament seed (fifth) ever.

March 12, 1999

The Badgers drop a 43-32 decision to Southwest Missouri State in the first round of the NCAA tournament in Charlotte, N.C.

March 1, 2000

Guard Mike Kelley becomes Wisconsin's career steals leader in a 62-46 win at Northwestern.

March 12, 2000

Wisconsin receives its sixth NCAA tournament bid and third in the five-year Dick Bennett era.

March 16-18, 2000

Wisconsin defeats ninth-seeded Fresno State and top-seeded Arizona in the first and second rounds of the NCAA tournament in Salt Lake City, Utah. The wins allow the UW to advance to the Sweet 16 for the first time ever.

March 23-25, 2000

The Badgers advance to the Final Four after defeating fourth-seeded and 10th-ranked LSU in the West Regional semifinal and Big Ten rival and sixth-seeded Purdue in the regional title game in Albuquerque, N.M.

The win over the Boilermakers ties the school single-season record (22) set by the 1998-99 squad.

Guard Jon Bryant is named the West Regional MVP and guard Mike Kelley and forward Andy Kowske are named to the all-West Regional team.

Upon their return to Madison on the night of the 25th, the Badgers are greeted by 20,000 screaming fans at a rally in Camp Randall Stadium.

April 1, 2000

The Badgers' amazing NCAA tournament run ends in the semifinals at the Final Four with a 53-41 loss to eventual national champion Michigan State.

Nov. 29, 2000

The Badgers defeat 13th-ranked Maryland 78-75 in overtime at the Bradley Center in Milwaukee. Following the game, Dick Bennett tells the team he has coached his last game and formally announces his retirement the next day. Assistant head coach Brad Soderberg takes over as UW's 14th head basketball coach.

Jan. 29, 2001

Wisconsin ascends to the No. 10 spot in the Associated Press top 25, the school's

highest ranking since it was seventh on Dec. 11, 1962.

March 11, 2001

Wisconsin receives its third consecutive NCAA tournament bid and the seventh in school history.

March 15, 2001

The Badgers fall 50-49 to Georgia State in the first round of the NCAA tournament in Boise, Idaho.

March 29, 2001

After announcing on March 19 that Brad Soderberg will not be retained as head coach, UW Director of Athletics Pat Richter hires William "Bo" Ryan from UW-Milwaukee as the 15th head coach in Badger basketball history.

Jan. 12, 2002

Freddie Owens hits a runner with 25 seconds left in the game to give Wisconsin a 64-63 win over Michigan State in East Lansing. The win snapped the Spartans' Big Ten-record 53-game home winning streak.

Feb. 13, 2002

Behind Charlie Wills' 17 points, the Badgers defeat Indiana 64-63 in Bloomington. The victory is UW's first at Assembly Hall since 1977, a span of 22 games.

Feb. 27, 2002

Wisconsin clinches a share of its first Big Ten title since 1947 with a 74-54 win over Michigan at the Kohl Center. Devin Harris and Kirk Penney each score 21 points and hit four three-pointers. With the victory, the Badgers earn the No. 1 seed in the Big Ten Tournament for the first time in school history.

March 5, 2002

Head coach Bo Ryan is named the Big Ten Coach of the Year, becoming the first UW coach to receive the honor. Kirk Penney is also a unanimous first-team all-league selection, just the fifth Badger since 1948 to earn unanimous first-team honors.

March 15, 2002

Seniors Travon Davis and Charlie Wills become the first UW players to appear in four NCAA tournaments as the Badgers

defeat St. John's 80-70 at the MCI Center in Washington, D.C. Wisconsin falls to eventual national champion Maryland, 87-57, two days later.

March 5, 2003

Point guard Devin Harris hits the game-winning free throw with 0.4 seconds remaining to give Wisconsin a 60-59 win over Illinois and its first outright Big Ten title since 1947.

March 11, 2003

For the second consecutive season, Bo Ryan is named the Big Ten's Coach of the Year. He is the only coach in league history to win the award in each of his first two seasons. Kirk Penney is also a repeat first-team All-Big Ten selection, the Badgers' first back-to-back first teamer since 1951-52.

March 16, 2003

Wisconsin earns a school-record fifth straight bid to the NCAA tournament. The Badgers are seeded fifth in the Midwest Region, matching their best-ever seed.

March 20, 2003

The Badgers defeat Weber State 81-74 in the first round of the NCAA tournament in Spokane, Wash. The win is the 23rd of the season for UW, breaking the school record of 22. It also marks the first time in school history that Wisconsin has won NCAA tournament games in consecutive seasons.

March 22, 2003

Junior Freddie Owens hits a three-pointer with one second left to cap the greatest comeback in school history and give the Badgers a 61-60 win over Tulsa and a berth in the "Sweet 16." Wisconsin had trailed 58-45 with 3:36 remaining before outscoring the Golden Hurricane 16-2 the rest of the way.

Jan. 24-Feb. 4, 2004

Junior Devin Harris scores 97 points over a three-game span, setting a UW record. Harris just misses becoming the first UW player in history to record three straight 30-point games, scoring 30 vs. Illinois (Jan. 24), 29 at Ohio State (Jan. 28) and a career-high 38 vs. Minnesota (Feb. 4). The 38-point effort is tied for the fourth-most by a Badger.

March 10, 2004


The Big Ten announces that UW junior Devin Harris has been named conference player of the year. Harris is the first Badger to earn the award since Don Rehfeldt in 1950.

March 14, 2004

Wisconsin defeats Illinois 70-53 at the Conoco Fieldhouse in Indianapolis to win the 2004 Big Ten Tournament, the first tourney title in UW history. Devin Harris is named the tournament's most outstanding player and Mike Wilkinson joins him on the all-tournament team. The Badgers defeated Minnesota in the quarterfinals and Michigan State in the semis.

March 19, 2004

Almost exactly a year after erasing a 13-point deficit to win a second round game in the 2003 NCAA Tournament, the Badgers rally from a 13-point, second-half deficit to defeat Richmond, 76-64, in the first round of the 2004 NCAA Tournament in Milwaukee. The victory is UW's 25th of the season, breaking the school record for wins in a season, set just the year before.



Devin Harris made one of two free throws with 0.4 seconds remaining to give the Badgers a 60-59 win over Illinois in the 2003 season finale, clinching the UW's first outright Big Ten title since 1947.

Honors and Awards

Naismith Hall of Fame

- 1959 Dr. Walter Meanwell
1959 Harold Olsen
1959 Chris Steinmetz Sr.
1964 Harold Foster

Years indicate year of induction

All-America (1st Team)

- 1905 Chris Steinmetz Sr.
1916 George Levis
1930 Harold Foster
1941 Gene Englund
1942 John Kotz
1950 Don Rehfeldt

Helms Foundation Player of the Year

- 1905 Chris Steinmetz Sr.
1912 Otto Stangel
1916 George Levis
1918 William Chandler

John Wooden All-American

- 2004 Devin Harris

John Wooden Award Finalist

- 2001 Mike Kelley
2004 Devin Harris

Preseason John Wooden Award Candidate

- 1995 Michael Finley
1998 Sam Okey
2001 Mike Kelley
2003 Kirk Penney

Naismith Award Finalist

- 2004 Devin Harris

Preseason Naismith Award Candidate

- 1995 Michael Finley
2001 Mike Kelley

Rupp Award Finalist

- 2004 Devin Harris

USBWA Player of The Year Award Finalist

- 2004 Devin Harris

Bob Cousy Award Finalist

- 2004 Devin Harris

NCAA Tournament MVP

- 1941 John Kotz

NCAA West Region MVP

- 2000 Jon Bryant

NCAA All-West Region

- 2000 Mike Kelley
Andy Kowske

World Basketball Championships

- 2002 Michael Finley, USA
Kirk Penney, New Zealand

Olympic Games

- 2000 Kirk Penney, New Zealand
2004 Kirk Penney, New Zealand

Team USA

- 1993 Michael Finley

World University Games

- 1993 Michael Finley, USA
1997 Hennssy Auriantal, Canada

Goodwill Games

- 1994 Michael Finley, USA

Big Ten MVP

- 1941 Gene Englund
1942 John Kotz
1947 Glen Selbo
1950 Don Rehfeldt
2004 Devin Harris

Big Ten Freshman of the Year

- 1996 Sam Okey

Big Ten Defensive Player of the Year

- 1999 Mike Kelley

Big Ten Tournament MVP

- 2004 Devin Harris

All-Big Ten


- 1907 Arthur Frank
Charles Scribner
1908 Hugh Harper
Helmer Swenholt
1911 Walter Scoville
1912 Walter Scoville
Otto Stangel
1913 Carl Harper
Allen Johnson
Eugene Van Gent
John Van Riper
1914 Carl Harper
Eugene Van Gent
1915 George Levis
1916 William Chandler
George Levis
Harold Olsen
1917 William Chandler
Paul Meyers
Harold Olsen
1923 Gus Tebell
Rollie Williams
1924 Marshall Diebold
1925 Marshall Diebold
1928 George Hotchkiss
1929 Ed Chmielewski
Harold Foster

- 1930 Ed Chmielewski
Harold Foster
1934 Rolf Poser
1935 Gilbert McDonald
Rolf Poser
1938 Howard Powell
1940 Gene Englund
1941 Gene Englund
John Kotz
1942 John Kotz
1947 Bob Cook
Walt Lautenbach
Glen Selbo
1948 Bob Cook (2)
Don Rehfeldt (2)
1949 Don Rehfeldt (1)
1950 Don Rehfeldt (1)
1951 Ab Nicholas (1)
1952 Ab Nicholas (1)
1953 Dick Cable (HM)
Paul Morrow (HM)
Charles Seifert (HM)
1954 Dick Cable (HM)
Paul Morrow (HM)
Ron Weisner (HM)
1955 Dick Cable (HM)
1956 Dick Miller (2)
1957 Bob Litzow (3)
1958 Walt Holt (HM)
Bob Litzow (HM)
1959 Jim Biggs (HM)
1960 Tom Hughbanks (HM)
1961 Tom Hughbanks (HM)
Ron Jackson (HM)
Ken Seibel (HM)
1962 Ken Seibel (2)
Mike O'Melia (3)
Don Hearnden (HM)
Tom Hughbanks (HM)
1963 Ken Seibel (2)
Jack Brens (3)
1964 Jack Brens (HM)
1965 Jim Bohem (HM)
Mark Zubor (HM)
1966 Joe Franklin (HM)
1967 Chuck Nagle (2)
Joe Franklin (3-UPI, HM-A.P.)
1968 Joe Franklin (1)
James Johnson (HM)
Clarence Sherrod (HM)
1969 James Johnson (HM)
Clarence Sherrod (2)
Al Henry (HM)
1971 Clarence Sherrod (2)
Leon Howard (HM)
1972 Leon Howard (2)
1973 Leon Howard (HM)
1974 Gary Anderson (2-A.P.)
Kim Hughes (3-UPI)
Dale Koehler (HM-UPI)
1975 Dale Koehler (HM)
Bruce McCauley (HM)
1976 Dale Koehler (3-UPI, HM-A.P.)
1977 James Gregory (HM)
Bob Falk (HM)

- 1978 Arnold Gaines (HM-A.P.)
- 1979 Wes Matthews (HM)
Joe Chmelich (HM-A.P.)
Claude Gregory (HM-A.P.)
Larry Petty (HM-A.P.)
- 1980 Wes Matthews (2)
Claude Gregory (3-UPI)
Joe Chmelich (HM-A.P.)
Claude Gregory (HM-A.P.)
- 1981 Claude Gregory (2)
Larry Petty (HM)
John Bailey (HM-A.P.)
- 1982 Brad Sellers (HM)
John Bailey (HM-A.P.)
- 1983 Brad Sellers (2-A.P., HM-UPI)
- 1984 Rick Olson (HM-A.P.)
Scott Roth (HM-A.P.)
- 1985 Scott Roth (2)
- 1986 Rick Olson (3-UPI, HM-A.P.)
J.J. Weber (HM-A.P.)
- 1987 J.J. Weber (2-UPI, HM-A.P.)
Mike Heineman (HM-A.P.)
Trent Jackson (HM-A.P.)
- 1988 Trent Jackson (3-UPI, HM-A.P.)
Danny Jones (HM-A.P.)
- 1989 Danny Jones (2)
Trent Jackson (2-A.P., 3-UPI)
Tom Molaski (HM-A.P.)
Danny Jones (2-M, 3-C)
- 1990 Patrick Tompkins (1-M, 2-C)
Willie Simms (HM)
- 1992 Tracy Webster (2)
Michael Finley (HM-M)
- 1993 Michael Finley (1)
Tracy Webster (3)
- 1994 Michael Finley (2)
Tracy Webster (HM)
- 1995 Michael Finley (1-C, 2-M)
Rashard Griffith (1-M, 2-C)
- 1996 Sam Okey (HM-C)
- 1997 Sam Okey (2-M, 3-C)
Paul Grant (HM)
- 1998 Sean Mason (HM)
- 1999 Sean Mason (2)
Ty Calderwood (3-M)
- 2001 Roy Boone (3-C, HM-M)
Mike Kelley (HM-M)
- 2002 Kirk Penney (1)
Charlie Wills (HM-C)
- 2003 Kirk Penney (1)
Devin Harris (2-C, 3-M)
Alando Tucker (HM-M)
- 2004 Devin Harris (1)
Mike Wilkinson (2)

Academic All-Big Ten

- 1967 Chuck Nagle
- 1970 Clarence Sherrod
- 1972 Lee Oler
- 1974 Gary Anderson
- 1978 Bill Pearson
- 1982 Steve Jacobson
- 1985 Rod Ripley
- 1986 Rod Ripley
- 1987 Rod Ripley
- 1988 Rob Willey
- 1990 Billy Douglass
- 1991 Damon Harrell
Grant Johnson
Jay Peters



Kirk Penney earned unanimous first-team All-Big Ten honors in 2002 and 2003, becoming the first Badger to do so since Ab Nicholas was honored in 1951 and 1952.

- 1992 Damon Harrell
Grant Johnson
Jay Peters
Jeff Petersen
- 1993 Chris Conger
Damon Harrell
Grant Johnson
Jeff Petersen
- 1994 Chris Conger
Grant Johnson
Jeff Petersen
- 1996 Shawn Carlin
- 1997 Hennssy Auriantal
Paul Grant
Mike Kosolcharoen
- 1998 Brian Vraney
- 1999 Hennssy Auriantal
Mike Kelley
Andy Kowske
- 2000 Erik Faust
Mike Kelley
Andy Kowske
- 2001 Mike Kelley
Andy Kowske
- 2002 Max Peek
Kirk Penney
Ike Ukawuba
Mike Wilkinson
- 2003 Clayton Hanson
Ike Ukawuba
- 2004 Clayton Hanson
Ike Ukawuba

Big Ten All-Tournament Team

- 2004 Devin Harris
Mike Wilkinson

Big Ten Player of the Week

- 1982-83 Brad Sellers (Jan. 24)
- 1983-84 Rick Olson (Jan. 16)
- 1985-86 Rick Olson (Feb. 17)
- 1987-88 Byron Robinson (Jan. 5)
- 1988-89 Trent Jackson (Feb. 21)
- 1992-93 Michael Finley (Jan. 25)
Michael Finley (Mar. 1)
- 1993-94 Michael Finley (Jan. 10)
- 1996-97 Sam Okey (Dec. 16)
- 1998-99 Sean Mason (Dec. 28)
- 1999-00 Andy Kowske (Dec. 26)
Maurice Linton (Mar. 7)
- 2000-01 Roy Boone (Dec. 18)
- 2001-02 Kirk Penney (Dec. 24)
Kirk Penney (Dec. 31)
Kirk Penney (Feb. 18)
- 2002-03 Kirk Penney (Nov. 18)
Devin Harris (Jan. 6)
Kirk Penney (Feb. 17)
- 2003-04 Devin Harris (Jan. 12)
Mike Wilkinson (Jan. 26)
Devin Harris (Feb. 16)
Devin Harris (March 8)

Team MVP

- 1941 Gene Englund
- 1942 John Kotz
- 1943 Bob Sullivan
- 1944 Ray Patterson
- 1945 Ray Patterson
- 1946 Bob Cook
- 1947 Glen Selbo
- 1948 Bob Cook
- 1949 Don Rehfeldt
- 1950 Don Rehfeldt
- 1951 Ab Nicholas
- 1952 Ab Nicholas
- 1953 Charles Siefert
- 1954 Paul Morrow
- 1955 Dick Cable
- 1956 Dick Miller
- 1957 Bob Litzow
- 1958 Walter Holt
- 1959 Bob Barneson
- 1960 Fred Clow
- 1961 Ken Siebel
- 1962 Ken Siebel
- 1963 Ken Siebel
- 1964 Ken Gustafson
- 1965 Jim Bohlen
- 1966 Paul Morenz
- 1967 Joe Franklin
- 1968 Joe Franklin
- 1969 James Johnson
- 1970 Albert Henry
- 1971 Glen Richgels
- 1972 Leon Howard
- 1973 Leon Howard
Kim Hughes
- 1974 Gary Anderson
Kim Hughes
- 1975 Dale Koehler
- 1976 Dale Koehler
- 1977 Bob Falk
- 1978 Arnold Gaines

1979	Wes Matthews
1980	Joe Chernelich
1981	Claude Gregory
1982	John Bailey
1983	Cory Blackwell
1984	Cory Blackwell
1985	Scott Roth
1986	Rick Olson
1987	J.J. Weber
1988	Trent Jackson
1989	Trent Jackson
1990	Danny Jones
1991	Patrick Tompkins
1992	Tracy Webster
1993	Michael Finley
1994	Michael Finley
1995	Rashard Griffith

No MVP named from 1996-2004

Captains

1899	Walter Hirschberg
1900	Walter Hirschberg
1901	Walter Hirschberg
1902	Henry Helmholz
1903	John Potter
1904	Harvey Schofield
1905	Chris Steinmetz Sr.
1906	James Bush
1907	Charles Scribner
1908	Harlan Rogers
1909	Helmer Swenholt
1910	William Witt
1911	Albert Birch
1912	Walter Scoville
1913	John Van Riper
1914	Eugene Van Gent
1915	E.O. Lange
1916	Mel Haas
1917	George Levis
	Harold Olsen
1918	William Chandler
1919	Anthony Zulfer
1920	Harold Knapp
1921	Warren Taylor
1922	Duke Caesar
1923	Gus Tebell
1924	Douglas Gibson
1925	Marshall Diebold
1926	Henry Brooks
1927	Rollie Barnum
	Ralph Merkel
1928	Louis Behr
1929	John Doyle
	Elmer Tenhopen
1930	Harold Foster
1931	Ed Chmielewski
	John Paul
1932	Marvin Steen
1933	Ray Wickman
1934	Rolf Poser
1935	Rolf Poser
1936	Edward Stege
1937	Gordy Fuller
1938	Howard Powell
	George Rooney
1939	Byron Bell
	David Dupee
	Robert Weigandt
1940	Walter Anderson
	John Rundell

1941	Gene Englund
1942	Robert Alwin
1943	John Kotz
1944	Ray Patterson
1945	Ray Patterson
1946	Eugene Mathews
1947	Walter Lautenbach
1948	Edward Mills
1949	Douglas Rogers
1950	Robert Mader
1951	James Van Dien
1952	Edward Carpenter
1953	Charles Siefert
	Thomas Ward
1954	Robert Weber
1955	Richard Cable
1956	Richard Jorgensen
1957	Glenn Borland
1958	Glenn Borland
1959	Robert Barneson
1960	Robert Barneson
1961	James Biggs
1962	Thomas Hughbanks
1963	Thomas Gwyn
1964	Michael O'Melia
1965	James Bohlen
1966	Kenneth Gustafson
	Mark Zubor
1967	Dennis Sweeney
1968	Michael Carlin
	Joe Franklin
1969	James Johnson
	John Schell
1970	Al Henry
1971	Dennis Conlon
	Clarence Sherrod
1972	Robert Frasor
1973	Leon Howard
1974	Kim Hughes
1975	Dale Koehler
1976	Dale Koehler
1977	Pete Brey
1978	James Smith III
1979	Joe Chernelich
	Arnold Gaines
1980	Joe Chernelich
	Robert Jenkins
1981	Dan Hastings
1982	John Bailey
	Steve Jacobson
	Gary Zinkgraf
1983	Greg Dandridge
1984	Cory Blackwell
	Scott Roth
1985	Scott Roth
1986	Jay Laszewski
	Rick Olson
	Gregg Steinhaus
1987	Mike Heineman
	Rod Ripley
	J.J. Weber
1988	Tom Molaski
	Rodney Tapp
1989	Trent Jackson
	Danny Jones
	Tom Molaski
1990	Danny Jones
	Tim Locum
	Kurt Portmann

1991	John Ellenson
	Tim Locum
	Willie Simms
	Patrick Tompkins
1992	Billy Douglass
	Tracy Webster
1993	Tracy Webster
1994	Tracy Webster
	Michael Finley
1995	Michael Finley
1996	Osita Nwachukwu
1997	Paul Grant
1998	Ty Calderwood
	Sean Daugherty
	Sean Mason
1999	David Burkemper
2000	Jon Bryant
	Duany Duany
2001	Mike Kelley
	Maurice Linton
2002	Travon Davis
	Charlie Wills
2003	Kirk Penney
2004	Freddie Owens
	Devin Harris

Badger Award

Player who best exemplifies the qualities of humility, passion, unity, servanthood and thankfulness, both on and off the court.

1996	Hennssy Auriantal
1997	Paul Grant
1998	Sean Daugherty
1999	Mike Kelley
	Andy Kowske
2000	Mike Kelley
2001	Mike Kelley

Scholar-Athlete Award

1996	Shawn Carlin
1997	Paul Grant
1998	Hennssy Auriantal
1999	Andy Kowske
2000	Andy Kowske
2001	Andy Kowske

Red Team Award

Player(s) who is commended for his effort as a member of the "red team," which competes against the starters in practice.

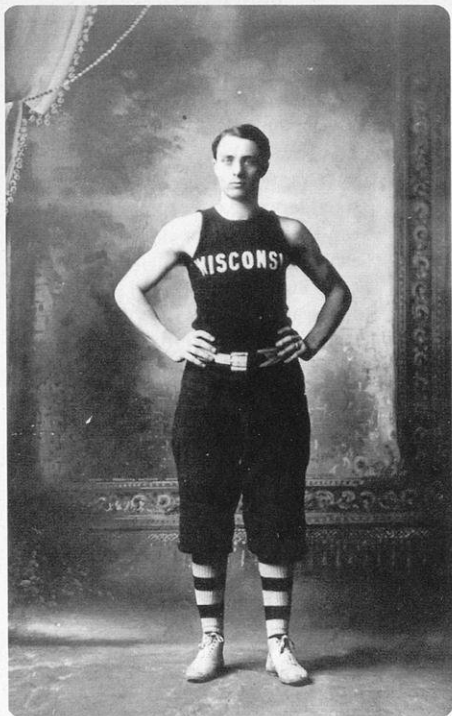
1996	Mike Kosolcharoen
	Brian Vraney
1997	David Burkemper
	Brian Vraney
1998	David Burkemper
	Brian Vraney
1999	David Burkemper
2000	Travon Davis
2001	Pete Schmit

Free Throw Ladder Award

Player who wins the team's season-long, free throw shooting competition during practice.


1996	Sean Daugherty
1997	Ty Calderwood
1998	Hennssy Auriantal
1999	Ty Calderwood
2000	Jon Bryant
2001	Kirk Penney

All-Americans




Chris Steinmetz Sr.

All-America guard as a senior in 1905 ... known as "The Father of Wisconsin Basketball" ... played from 1902-05 ... captain of 1905 team that toured eastern United States, playing nine-game tour that helped popularize the game on campus ... set UW single-season scoring mark of 462 points in 1905 ... scored a single-game high of 50 points in opening game of his senior season (1904-05) ... had a record 20 field goals vs. Beloit College and made 26 free throws vs. the Two Rivers Athletic Club ... member of National Basketball and Wisconsin State Halls of Fame ... native of Milwaukee, Wis.



George Levis


All-American in 1916 ... All-Big Ten in 1915 and 1916 ... played from 1915-17 ... member of 1916 squad that posted 20-1 record and won Big Ten championship ... led the Big Ten with 109 points in 12 games in 1916 ... also an outstanding baseball player at Wisconsin ... coached Indiana University basketball team in 1921 and 1922, posting a record of 25-16 ... his family started Illinois Glass Company and George played a prominent role in developing basketball's glass backboards ... a native of Madison, Wis.



Harold "Bud" Foster


All-America center in 1930 ... All-Big Ten in 1929 and 1930 ... played from 1928-30 and was team captain in 1930 ... played high school and junior college basketball in Mason City, Iowa, before enrolling at Wisconsin ... went on to play professionally with Oshkosh All-Stars ... served as head coach of the Badgers from 1935-59 ... his squads won Big Ten titles in 1935, 1941 and 1947 and a national championship in 1941 ... posted 265-267 career record ... member of Helms Basketball Hall of Fame, National Basketball Hall of Fame, Wisconsin State Athletic Hall of Fame and the University of Wisconsin Athletic Hall of Fame

All-Americans




John Kotz

All-America forward in 1942 ... All-Big Ten in 1941 and 1942 ... played from 1941-43 ... sophomore member of 1941 Big Ten and NCAA championship team ... named outstanding player in 1941 NCAA championship game ... led Big Ten in scoring with 242 points in 1942 ... team and Big Ten MVP in 1942 ... captain of 1943 squad ... graduated as school's career scoring leader (841) ... native of Rhinelander, Wis.



Gene Englund

All-America center in 1941 ... All-Big Ten in 1940 and 1941 ... Wisconsin and Big Ten MVP in 1941 ... captain of 1941 squad that won Big Ten and NCAA championships ... set Big Ten scoring record with 162 points in 1941 ... led Badgers in scoring in 15 of 23 games in 1941 ... played from 1939-41 ... a native of Kenosha, Wis.



Don Rehfeldt

All-America center in 1950 ... All-Big Ten in 1949 and 1950... led Big Ten in scoring in 1949 (229 points) and 1950 (265) ... team MVP in 1949 and 1950 and Big Ten MVP in 1950 ... graduated as school's career scoring leader (1,169) ... second player picked in 1950 NBA draft (by Baltimore Bullets) ... member of Illinois Basketball Coaches Hall of Fame ... a native of Chicago, Ill.

Badgers in the NBA


UW NBA Draft Choices

Year	Player	Team	Round	Overall
1950	Don Rehfeldt	Baltimore	1st	2nd
1952	Ab Nicholas	Milwaukee	—	Team's 5th pick
1954	Paul Morrow	Rochester	—	Team's 8th pick
	Ron Weisner	Milwaukee	—	Team's 12th pick
1955	Dick Cable	Milwaukee	—	Team's 2nd pick
1956	Dick Miller	New York	—	Team's 9th pick
1963	Ken Siebel	Baltimore	6th	47th
	Ron Jackson	Baltimore	9th	70th
1964	Jack Brens	New York	9th	73rd
1966	Ken Barnes	Baltimore	16th	109th
1968	Joe Franklin	Milwaukee	5th	63rd
1969	James Johnson	Boston	7th	93rd
	John Schell	Milwaukee	8th	100th
1970	Albert Henry	Philadelphia	1st	12th
1971	Clarence Sherrod	Chicago	8th	134th
1972	Gary Watson	Philadelphia	10th	146th
1974	Kim Hughes	Buffalo	3rd	45th
	Kerry Hughes	Cleveland	8th	129th
1976	Dale Koehler	Cleveland	8th	123rd
	Bob Johnson	Detroit	10th	161st
1980	Wes Matthews	Washington	1st	14th
	Joe Chernelich	New York	4th	82nd
1981	Claude Gregory	Washington	2nd	41st
	Larry Petty	Los Angeles	7th	157th
1984	Cory Blackwell	Seattle	2nd	29th
1985	Scott Roth	San Antonio	4th	81st
1986	Rick Olson	Houston	7th	158th
1987	J.J. Weber	Milwaukee	3rd	64th
1995	Michael Finley	Phoenix	1st	21st
	Rashard Griffith	Milwaukee	2nd	38th
1997	Paul Grant	Minnesota	1st	20th
2004	Devin Harris	Washington	1st	5th

(draft rights traded later that day to Dallas)

FIRST ROUNDERS

Wisconsin has had six first-round NBA draft choices through the years. In 2004, Devin Harris became the highest Badger drafted since 1950 when the Washington Wizards selected him with the fifth overall pick. He was then traded to the Dallas Mavericks. Prior to that, the two most recent selections were Paul Grant in 1997 and Michael Finley in 1995. Wes Matthews was a first-rounder in 1980, Albert Henry was chosen in the first round in 1970 and Don Rehfeldt was the second pick overall in 1950.



Michael Finley

Former Badger standout Michael Finley last year completed his ninth season in the NBA (the last seven with Dallas) and his star continues to shine brightly.

Finley, a two-time NBA All-Star, finished second on the team in scoring (18.6 ppg.) as the Mavs earned their fourth straight 50-win season. He led the NBA in minutes played in 1999-2000 and has averaged at least 38.0 minutes per game in seven of his eight seasons.

Finley also represented the USA in the 2002 World Basketball Championships in Indianapolis. He led Team USA in minutes (25.1 mpg.) and free throw percentage (19-22, .864) and was second on the squad with 13.0 points per game.

This season, Finley will team with fellow Badger Devin Harris, who the team traded for on draft night.

UW in the NCAA Tournament

ALL-TIME NCAA TOURNEY RESULTS

RECORD: 13-9
APPEARANCES: 10

1941
East Regional (Madison, Wis.)
Wisconsin 51, Dartmouth 50
Wisconsin 36, Pittsburgh 30

NCAA Championship (Kansas City, Mo.)
Wisconsin 39, Washington State 34

1947
East Regional (New York, N.Y.)
CCNY 70, Wisconsin 56
Wisconsin 50, Navy 49

1994
West Regional (Ogden, Utah)
Wisconsin 80, Cincinnati 72
Missouri 109, Wisconsin 96

1997
East Regional (Pittsburgh, Pa.)
Texas 71, Wisconsin 58

1999
East Regional (Charlotte, N.C.)
Southwest Missouri St. 43, Wisconsin 32

2000
West Regional (Salt Lake City, Utah)
Wisconsin 66, Fresno State 56
Wisconsin 66, Arizona 59

West Regional (Albuquerque, N.M.)
Wisconsin 61, LSU 48
Wisconsin 64, Purdue 60

Final Four (Indianapolis, Ind.)
Michigan State 53, Wisconsin 41

2001
West Regional (Boise, Idaho)
Georgia State 50, Wisconsin 49

2002
East Regional (Washington, D.C.)
Wisconsin 80, St. John's 70
Maryland 87, Wisconsin 57

2003
Midwest Regional (Spokane, Wash.)
Wisconsin 81, Weber State 74
Wisconsin 61, Tulsa 60

Midwest Regional (Minneapolis, Minn.)
Kentucky 63, Wisconsin 57


2004
East Rutherford Regional (Milwaukee, Wis.)
Wisconsin 76, Richmond 64
Pittsburgh 59, Wisconsin 55

All-Time UW NCAA Tournament Roster

Alwin, Robert1941
Auriantal, Hennssy1997, '99
Boone, Roy2000, '01
Bower, Ricky2001
Bryant, Jon1999, '00
Buchanan, Deandre2002
Burkemper, David1997
Calderwood, Ty1997, '99
Coleman, Booker1997
Cook, Robert1947
Daugherty, Sean1997
Davis, Travon1999, '00, '01, '02
Duany, Duany1997, '99, '00
Englund, Gene1941
Epperson, Charles1941
Falls, Richard1947
Faust, Erik2000
Finley, Michael1994
Grant, Paul1997
Griffith, Rashard1994
Haarlow, Robert1947
Hanson, Clayton2002, '03, '04
Harris, Devin2002, '03, '04
Helmigk, Andreas2003
Hertz, Gilman1947
Hoskins, Darnell1994
Johnsen, Jason1994
Johnson, Grant1994
Kelley, Brian1994
Kelley, Mike1999, '00, '01
Kilbride, Andy1994
Kosolcharoen, Mike1997
Kotz, John1941

Kowske, Andy1999, '00, '01
Krueger, Robert1947
Lautenbach, Walter1947
Linton, Maurice1999, '00, '01
Mader, Dave2002, '03, '04
Mader, Robert1947
Mason, Sean1999
Meiners, Matt1997
Menzel, Exner1947
Mills, Edward1947
Zach Morley2004
Nixon, Ray2004
Okey, Sam1997
Owens, Freddie2002, '03, '04
Penney, Kirk2000, '01, '02, '03
Petersen, Jeff1994
Plank, Neil2002
Pokrzywinski, Larry1947
Quest, Matt1997
Rehfeldt, Donald1947
Rehm, Frederick1941
Roberts, Jalil1994
Schrage, Warren1941
Scott, Harlo1941
Selbo, Glen1947
Shafer, Adam1997
Smith, Robert2000
Strain, William1941
Swartz, Julian2000
Taylor, Kammron2004
Timmerman, Donald1941
Tucker, Alando2003
Ukawuba, Ike2002, '04

Vershaw, Mark1999, '00, '01
Vraney, Brian1997
Wade, Boo2003, '04
Webster, Tracy1994
Wills, Charlie1999, '00, '01, '02
Wilkinson, Mike2002, '03, '04



Charlie Wills and classmate Travon Davis were the first Badgers to play in four NCAA tournaments.

Individual Single Game Records (NCAA Tourney)

Points

- 36 Michael Finley vs. Missouri, 3/19/94
- 27 Tracy Webster vs. Missouri, 3/19/94
- 22 Michael Finley vs. Cincinnati, 3/17/94
- 22 Rashard Griffith vs. Cincinnati, 3/17/94
- 21 Devin Harris vs. Pittsburgh, 3/21/04
- 21 Kirk Penney vs. Weber State, 3/20/03
- 21 Jon Bryant vs. Fresno State, 3/16/00
- 21 Bobby Cook vs. Navy, 3/22/47

Field Goals

- 10 Tracy Webster vs. Missouri, 3/19/94
- 10 Bobby Cook vs. Navy, 3/22/47
- 9 Kirk Penney vs. Weber State, 3/20/03
- 9 Michael Finley vs. Missouri, 3/19/94
- 7 Five times, MR: Devin Harris vs. Pittsburgh, 3/21/04

Field Goal Attempts

- 22 John Kotz vs. Washington State, 3/29/41
- 21 Gene Englund vs. Dartmouth, 3/21/41
- 20 Tracy Webster vs. Missouri, 3/19/94
- 19 Michael Finley vs. Missouri, 3/19/94
- 18 John Kotz vs. Pittsburgh, 3/22/41

Field Goal Percentage

(min. 10 attempts)

- .636 Mike Wilkinson (7-11) vs. Tulsa, 3/22/03
- .600 Andy Kowske (6-10) vs. Purdue, 3/25/00
- .583 Jon Bryant (7-12) vs. Fresno State, 3/16/00
- .538 Michael Finley (7-13) vs. Cincinnati, 3/17/94
- .529 Kirk Penney (9-17) vs. Weber State, 3/20/03

3-point Field Goals

- 7 Jon Bryant vs. Fresno State, 3/16/00
- 7 Tracy Webster vs. Missouri, 3/19/94
- 5 Devin Harris vs. Pittsburgh, 3/21/04
- 5 Kirk Penney vs. Kentucky, 3/27/03
- 5 Jon Bryant vs. Purdue, 3/25/00
- 5 Michael Finley vs. Missouri, 3/19/94

3-Point Field Goal Attempts

- 13 Tracy Webster vs. Missouri, 3/19/94
- 11 Jon Bryant vs. Fresno State, 3/16/00
- 11 Duany Duany vs. Fresno State, 3/16/00
- 10 Devin Harris vs. Pittsburgh, 3/21/04
- 10 Michael Finley vs. Missouri, 3/19/94

3-Point Field Goal Percentage

(min. 6 attempts)

- .714 Kirk Penney (5-7) vs. Kentucky, 3/27/03
- .636 Jon Bryant (7-11) vs. Fresno State, 3/16/00
- .556 Jon Bryant (5-9) vs. Purdue, 3/25/00
- .538 Tracy Webster (7-13) vs. Missouri, 3/19/94
- .500 Devin Harris (5-10) vs. Pittsburgh, 3/21/04
- .500 Ty Calderwood (3-6) vs. Texas, 3/14/97
- .500 Michael Finley (5-10) vs. Missouri, 3/19/94
- .500 Michael Finley (4-8) vs. Cincinnati, 3/17/94

Free Throws

- 13 Michael Finley vs. Missouri, 3/19/94
- 12 Rashard Griffith vs. Cincinnati, 3/17/94
- 8 Paul Grant vs. Texas, 3/14/97
- 7 Mark Vershaw vs. Georgia State, 3/15/01
- 7 Maurice Linton vs. Arizona, 3/18/00
- 7 Sam Okey vs. Texas, 3/14/97
- 7 Gene Englund vs. Pittsburgh, 3/22/41

Free Throw Attempts

- 14 Michael Finley vs. Missouri, 3/19/94
- 14 Rashard Griffith vs. Cincinnati, 3/17/94
- 10 Roy Boone vs. Purdue, 3/25/00
- 10 Paul Grant vs. Texas, 3/14/97
- 10 Sam Okey vs. Texas, 3/14/97

Free Throw Percentage

(min. 10 attempts)

- .929 Michael Finley (13-14) vs. Missouri, 3/19/94
- .857 Rashard Griffith (12-14) vs. Cincinnati, 3/17/94
- .800 Paul Grant (8-10) vs. Texas, 3/14/97
- .700 Sam Okey (7-10) vs. Texas, 3/14/97
- .600 Roy Boone (6-10) vs. Purdue, 3/25/00

Rebounds

- 15 Rashard Griffith vs. Cincinnati, 3/17/94
- 14 Andy Kowske vs. Fresno State, 3/16/00
- 12 Andy Kowske vs. Arizona, 3/18/00
- 10 Sam Okey vs. Texas, 3/14/97
- 5 times, MR: Zach Morley vs. Pittsburgh, 3/21/04

Assists

- 7 Tracy Webster vs. Missouri, 3/19/94
- 6 Devin Harris vs. Richmond, 3/19/04
- 6 Roy Boone vs. Fresno State, 3/16/00
- 6 Mike Kelley vs. Fresno State, 3/16/00
- 6 Sam Okey vs. Texas, 3/14/97
- 6 Tracy Webster vs. Cincinnati, 3/17/94

Steals

- 6 Mike Kelley vs. Fresno State, 3/16/00
- 5 Devin Harris vs. Weber State, 3/20/03
- 5 Mike Kelley vs. LSU, 3/23/00
- 5 Mike Kelley vs. Arizona, 3/18/00
- 4 Tracy Webster vs. Missouri, 3/19/94

Blocked Shots

- 4 Andy Kowske vs. Michigan State, 4/1/00
- 3 Mark Vershaw vs. Arizona, 3/18/00
- 2, five times, MR: Mike Wilkinson vs. Pittsburgh, 3/21/04

Team Single Game Records (NCAA Tourney)

Points

1. 96 vs. Missouri, 3/19/94
2. 81 vs. Weber State, 3/20/03
3. 80 vs. St. John's, 3/17/02
- 80 vs. Cincinnati, 3/17/94
5. 76 vs. Richmond, 3/19/04

Points in a Half


1. 51 vs. Richmond, 3/19/04
2. 49 vs. Missouri, 3/19/94 (2nd)
3. 47 vs. Missouri, 3/19/94 (1st)
4. 42 vs. St. John's, 3/15/02 (2nd)
5. 41 vs. Weber State, 3/20/03 (1st)

Field Goals

1. 31 vs. Weber State, 3/20/03
2. 28 vs. Missouri, 3/19/94
3. 25 vs. Richmond, 3/19/04
- 25 vs. Fresno State, 3/16/00
- 25 vs. Cincinnati, 3/17/94

Field Goal Attempts

1. 67 vs. Missouri, 3/19/94
- 67 vs. Washington State, 3/29/41
3. 63 vs. Fresno State, 3/16/00
4. 59 vs. Maryland, 3/17/02
5. 58 vs. Weber State, 3/20/03



Boo Wade scored a career-high 16 points as the Badgers poured in 51 in the second half in a come-from-behind win over Richmond in the 2004 NCAA Tournament.

Field Goal Percentage

1. .534 (31-58) vs. Weber State, 3/20/03
2. .490 (25-51) vs. Richmond, 3/19/04
3. .489 (22-45) vs. Arizona, 3/18/00
4. .477 (21-44) vs. St. John's, 3/15/02
5. .468 (22-47) vs. Purdue, 3/25/00

3-Point Field Goals

1. 15 vs. Missouri, 3/19/94
2. 12 vs. Fresno State, 3/16/00
3. 9 vs. St. John's, 3/15/02
4. 8, four times, MR: vs. Pittsburgh, 3/21/04

3-Point FG Attempts

1. 37 vs. Missouri, 3/19/94
2. 29 vs. Fresno State, 3/16/00
3. 22 vs. Tulsa, 3/22/03
- 22 vs. Cincinnati, 3/17/94
5. 21 vs. Kentucky, 3/27/03

3-Point FG Pct.

1. .600 (9-15) vs. St. John's, 3/15/02
2. .444 (8-18) vs. Pittsburgh, 3/21/04
- .444 (8-18) vs. Richmond, 3/19/04
4. .438 (7-16) vs. Purdue, 3/25/00
5. .414 (12-29) vs. Fresno St., 3/16/00

Free Throws

1. 29 vs. St. John's, 3/15/02
2. 25 vs. Missouri, 3/19/94
3. 22 vs. Cincinnati, 3/17/94
4. 19 vs. Texas, 3/14/97
5. 18 vs. Richmond, 3/19/04

Free Throw Attempts


1. 40 vs. St. John's, 3/15/02
2. 35 vs. Missouri, 3/19/94
3. 29 vs. Texas, 3/14/97
- 29 vs. Cincinnati, 3/17/94
5. 24 vs. Richmond, 3/19/04
- 24 vs. Purdue, 3/25/00
- 24 vs. Dartmouth, 3/21/41

Free Throw Pct.

1. .857 (6-7) vs. SW Missouri St., 3/12/99
2. .850 (17-20) vs. Arizona, 3/18/00
3. .800 (16-20) vs. Pittsburgh, 3/22/41
4. .778 (7-9) vs. Washington St., 3/29/41
5. .765 (13-17) vs. Pittsburgh, 3/21/04

Rebounds

1. 40 vs. Cincinnati, 3/17/94
2. 37 vs. Fresno State, 3/16/00
3. 35 vs. Purdue, 3/25/00
- 35 vs. Texas, 3/14/97
5. 34 vs. Weber State, 3/20/03
- 34 vs. Missouri, 3/19/94



Jon Bryant tied a school record with seven 3-pointers vs. Fresno State in the first round of the 2000 NCAA Tournament.

Assists

1. 18 vs. Fresno State, 3/16/00
2. 16 vs. Weber State, 3/20/03
3. 15 vs. LSU, 3/23/00
- 15 vs. Texas, 3/14/97
- 15 vs. Cincinnati, 3/17/94

Fewest Turnovers

1. 5 vs. Tulsa, 3/22/03
2. 8 vs. Fresno State, 3/16/00
- 8 vs. SW Missouri St., 3/12/99
4. 9, four times, MR: vs. Richmond, 3/19/04

Blocked Shots

1. 6 vs. Arizona, 3/18/00
2. 4 vs. Maryland, 3/17/02
- 4 vs. Michigan State, 4/1/00
- 4 vs. Missouri, 3/19/94
5. 3, four times, MR: vs. Pittsburgh, 3/21/04

Steals

1. 13 vs. Fresno State, 3/16/00
2. 11 vs. LSU, 3/23/00
3. 10 vs. Arizona, 3/18/00
4. 9 vs. Cincinnati, 3/17/94
5. 8 vs. St. John's, 3/15/02

1941 NCAA Champions

Led by a pair of All-Americans — Gene Englund and John Kotz — and a defense-minded coach (Bud Foster) who taught a disciplined brand of basketball, Wisconsin won its only NCAA basketball title in 1941.

The Badgers opened the season with three straight wins, but dropped three of their next five games, including a 44-27 setback at Minnesota to open the conference season.


But the UW bounced back from the loss to the Gophers and won its last 15 consecutive games, including a three-game run through the NCAA Tournament that culminated with a 39-34 victory over Washington State in the championship game.



THE 1941 NCAA CHAMPIONS: (Front, L-R) Bob Alwin, Bob Sullivan, Fred Rehm, John Kotz, Gene Englund, Charles Epperson, Ted Strain, Harlo Scott, Ed Scheiwe. (Back, L-R) Manager Morris Bradley, Trainer Walter Bakke, Ted Downs, Bob Roth, George Affeldt, Warren Schrage, Don Timmerman, Ted Deppe, John Lynch, Ed Jones, Coach Bud Foster, Asst. Coach Fred Wegner.



Wisconsin's 1940-41 starting five: Ted Strain, Gene Englund, Chuck Epperson, John Kotz and Fred Rehm.



Coach Bud Foster is carried on the shoulders of his players after winning the 1941 NCAA title.


2000 Final Four

Following a loss to Michigan State on Feb. 14, the Badgers were 13-12 and hoping to win enough games to qualify for the NIT.

Wisconsin, however, earned a second-half comeback win at Iowa 10 days later that sparked a month's worth of incredible victories, culminating in a Final Four appearance in Indianapolis.

The Badgers defeated Fresno State, top-seeded Arizona, LSU and Purdue to advance to the Final Four where they lost to season-long nemesis Michigan State.

Jon Bryant was the West Regional's Most Outstanding Player and Mike Kelley and Andy Kowske were named to the all-tournament team.



THE 2000 FINAL FOUR QUALIFIERS: (Front, L-R) Julian Swartz, Kirk Penney, Duany Duany, Travon Davis, Mike Kelley, Roy Boone, Jon Bryant. (Back, L-R) Equipment Manager Otto Puls, Manager Mike Jossie, Maurice Linton, Andy Kowske, Mark Vershaw, Dave Mader, Erik Faust, Charlie Wills, Robert Smith, Manager Tom Rhodes, Manager Megan Soderberg.



Wisconsin's appearance in the 2000 Final Four at the RCA Dome (above) in Indianapolis surprised college basketball observers everywhere. The Badgers used a sticky defense and clutch performances by several players to defeat Fresno State, Arizona, LSU and Purdue on their way to Indianapolis.



All-Time UW NCAA Tournament Summaries

UW 51 • Dartmouth 50

March 21, 1941 • Madison, Wis. • UW Field House (12,500)

The Badgers began their quest for the national championship by rallying in the second half to down Dartmouth in the NCAA East Regional at the UW Field House. The lead changed hands four times in the first half before Dartmouth assumed a 24-22 lead at intermission. The Big Green managed to stay ahead or even through the first 15 minutes of the second half. The score was knotted at 42-42 with about eight minutes left when three-time Ivy League scoring champion Gus Broberg scored inside to give Dartmouth a 44-42 lead. The Badgers tied it again on a hook shot by Charles Epperson, then took their first lead since early in the game on an inside basket by Gene Englund. Englund scored again minutes later, and John Kotz added a pair of free throws to put Wisconsin up 51-46 with just over a minute remaining. Dartmouth scored the game's final four points, including a desperation field goal from near half-court as the final gun sounded. Englund and Kotz finished with 18 and 15 points, respectively, to lead the Badgers, while Broberg paced Dartmouth with 20 points.

Dartmouth	FG	FT	PTS
Broberg	9-33	2-2	20
Munroe	7-15	1-2	15
Olsen	1-11	0-1	2
Pearson	0-4	1-1	1
Skaug	4-13	2-3	10
Eise	0-2	0-0	0
Shaw	0-0	0-1	0
Parmer	1-2	0-0	2
Horner	0-0	0-0	0
TOTALS	22-80	6-10	50
	(.275)	(.600)	

Wisconsin	FG	FT	PTS
Kotz	5-10	5-9	15
Epperson	4-11	0-0	8
Englund	6-21	6-7	18
Strain	0-6	1-3	1
Rehm	2-5	5-5	9
Timmerman	0-0	0-0	0
Alwin	0-0	0-0	0
TOTALS	17-53	17-24	51
	(.321)	(.708)	

SCORING BY HALVES			
Dartmouth	24	26	50
Wisconsin	22	29	51

UW 36 • Pitt 30

March 22, 1941 • Madison, Wis. • UW Field House (14,000)

Wisconsin avenged a 36-34 home loss to Pittsburgh earlier in the season with a 36-30 victory over the Panthers in the NCAA East Regional title game at the UW Field House. The Badgers jumped to a 10-5 lead and were in front 12-9 before Pittsburgh's Eddie Straloski scored six straight points to give the Panthers a 15-12 lead. Pittsburgh led 18-14 at halftime and built its lead to 23-18 early in the second period. The Badgers scored the next six points to go up 24-23, getting a basket from Gene Englund and a field goal and two free throws from John Kotz. They built the lead to 29-25 and eventually extended the margin to 36-26 to win handily. Wisconsin outscored the Panthers 16-6 from the free throw line, going to the stripe 20 times compared to Pittsburgh's seven. Englund was 7 of 8 from the line and finished with 11 points, while Kotz made all four charity tosses and totaled 10 points. Straloski paced the Panthers with 12 points.

Pittsburgh	FG	FT	PTS
Straloski	6-21	0-0	12
Klein	0-3	0-0	0
Kocheran	1-11	2-2	4
Port	1-4	2-3	4
Milanovich	2-4	0-0	4
Paffrath	1-5	1-1	3
Malarkey	1-8	1-1	3
Ziolkowski	0-5	0-0	0
Egan	0-2	0-0	0
TOTALS	12-63	6-7	30
	(.190)	(.857)	

Wisconsin	FG	FT	PTS
Kotz	3-18	4-4	10
Epperson	2-6	3-4	7
Englund	2-11	7-8	11
Timmerman	0-0	0-1	0
Strain	2-4	0-1	4
Rehm	1-2	2-2	4
Scott	0-2	0-0	0
TOTALS	10-43	16-20	36
	(.233)	(.800)	

SCORING BY HALVES			
Pittsburgh	18	12	30
Wisconsin	14	22	36

UW 39 • Wash. St. 34

March 29, 1941 • Kansas City, Mo. • Municipal Aud. (7,219)

Wisconsin's 15th consecutive win — a five-point decision over Washington State — netted the Badgers the NCAA crown. The Cougars led 10-8 and 12-9, but the Badgers rallied to take a 13-12 lead on a pair of baskets by John Kotz and never trailed again. Wisconsin took a 21-17 lead to the locker room at halftime. Kirk Gebert scored Washington State's first three field goals in the second period to help the Cougars pull even at 24-24, but free throws by Kotz and Ted Strain and baskets by Gene Englund and

Charles Epperson gave the Badgers a comfortable 30-24 lead. Gebert pitched in three more field goals to help the Cougars narrow the margin to 34-32, but the Badgers nailed down the title on a field goal by Kotz and a free throw by Strain. Englund had 13 points to pace the victors, while Kotz totaled 12 points and was selected tournament MVP. Gebert led the Cougars with a game-high 21 points. Wisconsin ended the season with a 20-3 record.

WSU	FG	FT	PTS
Gentry	0-7	1-2	1
Gilberg	1-7	0-2	2
Butts	1-6	1-1	3
Lindeman	0-5	3-4	3
Zimmerman	0-1	0-0	0
Gebert	10-24	1-2	21
Hunt	0-3	0-0	0
Sundquist	2-9	0-0	4
Hooper	0-1	0-0	0
TOTALS	14-63	6-11	34
	(.222)	(.545)	

Wisconsin	FG	FT	PTS
Epperson	2-13	0-0	4
Schrage	0-0	0-0	0
Kotz	5-22	2-3	12
Englund	5-12	3-3	13
Timmerman	1-2	0-0	2
Rehm	2-10	0-1	4
Strain	0-7	2-2	2
Alwin	1-1	0-0	2
TOTALS	16-67	7-9	39
	(.239)	(.778)	

SCORING BY HALVES			
Washington State	17	17	34
Wisconsin	21	18	39

CCNY 70 • UW 56

March 20, 1947 • N.Y., N.Y. • Madison Sq. Garden (18,000)

City College of New York ended Wisconsin's dreams of a second national championship with an impressive second-half rally that carried it to a 70-56 win at Madison Square Garden in the opening round of the East Regional. The Badgers seemed in complete command in the first half, jumping to a 13-2 lead, extending the edge to 26-10 and cruising to a 37-27 halftime advantage. The second half, however, was dominated by CCNY. The Beavers began with a 12-2 run that tied the game at 39-39. The lead saw-sawed for a few minutes before City College took the lead for good at 48-47. The Beavers pulled steadily away from there and rolled to an easy victory. The victors outscored Wisconsin 43-19 in the final period, including a 24-9 run during one stretch. Irwin Dambrot led CCNY with a game-high 16 points, including 11 in the second half, while Exner Menzel paced the Badgers with 15 points.

CCNY	FG	FT	PTS
Trub'witz	0	0-0	0
Galiber	0	4-6	4
Dambrot	6	4-5	16
Malamed	6	1-1	13

Shapiro	0	1-2	1
Finestone	4	1-1	9
Farbman	2	2-3	6
Schmones	3	1-2	7
Jameson	5	0-0	10
Finger	2	0-0	4
TOTALS	28	14-20	70
		(.700)	

WISCONSIN	FG	FT	PTS
Cook	5	3-4	13
Menzel	5	5-8	15
Falls	0	0-0	0
Pokrzywinski	0	0-0	0
Hertz	1	0-0	2
Mills	2	2-3	6
Rehfeldt	2	0-2	4
Haarlow	0	1-1	1
Selbo	6	0-0	12
Lautenbach	1	0-0	2
Krueger	0	1-1	1
Mader	0	0-0	0
TOTALS	22	12-19	56
		(.632)	

SCORING BY HALVES			
CCNY	27	43	70
Wisconsin	37	19	56

UW 50 • Navy 49

March 22, 1947 • N.Y., N.Y. • Madison Sq. Garden (NA)

Glen Selbo's basket in the final seconds propelled the Badgers to a 50-49 win over the Midshipmen in the East Regional consolation game. Wisconsin led by as many as eight points in the first half and held a 29-24 lead at intermission, but the Middies rallied and went ahead 36-35 on a rebound basket by Bobby Searle and a free throw by Charles Sheehan. Bobby Cook put the Badgers back in front with a long basket and a free throw. Wisconsin extended the lead to 45-38 and appeared in command until Navy staged one final rally and cut the margin to 48-47. A rebound basket by Johnny Barrow pushed Navy in front, 49-48, setting the stage for Selbo's game-winner. Cook led the Badgers with a game-high 21 points, while Ken Shugart and Cy Waldrop paced the Navy attack with 14 and 13 points, respectively. Wisconsin ended the season with a 16-6 record.

NAVY	FG	FT	PTS
Robbins	2	0-0	4
Shugart	6	2-2	14
Waldrop	6	1-2	13
Barrow	2	1-2	5
Dick	0	1-1	1
Searle	3	1-3	7
Sheehan	1	1-2	3
Woods	0	0-0	0
Rensberger	0	0-1	0
Eliopolus	1	0-0	2
TOTALS	21	7-13	49
		(.538)	

WISCONSIN	FG	FT	PTS
Cook	10	1-1	21
Menzel	2	1-2	5

Mills	0	2-3	2
Selbo	3	2-4	8
Lautenbach	2	2-2	6
Rehfeldt	1	0-0	2
Haarlow	2	2-4	6
TOTALS	20	10-16	50
		(.625)	

SCORING BY HALVES			
Navy	24	25	49
Wisconsin	29	21	50

UW 80 • Cincinnati 72

March 17, 1994 • Ogden, Utah • Dee Events Center (12,126)

Playing in their first NCAA tournament since 1947, the ninth-seeded Badgers posted a first-round victory over 25th-ranked and eighth-seeded Cincinnati. Wisconsin was led by Michael Finley (22 points, four assists, three steals) and Rashard Griffith (22 points, 15 rebounds). Griffith, who entered the game as a 56 percent free throw shooter, was 12 of 14 from the line. The Badgers jumped to a 10-2 lead, extended the advantage to 36-23 and were up 40-32 at halftime. Cincinnati rallied to take a 55-54 lead with just under 10 minutes left, but the Badgers went on a 22-12 run to put the game out of reach. Wisconsin outshot Cincinnati .455-.381 from the field and outrebounded the Bearcats 40-38. Dontonio Wingfield paced Cincinnati with 20 points and 10 rebounds.

UW	MP	FG	3P	FT	R	F	A	T	B	S	TP
Kelley	17	1-4	0-0	1-3	3	4	0	1	0	1	3
Roberts	16	3-4	2-2	1-2	2	1	1	1	0	0	9
Hoskins	12	1-1	0-0	2-2	1	0	1	1	0	1	4
Webster	30	2-9	0-4	0-0	3	1	6	3	0	2	4
Kilbride	30	2-8	2-8	2-2	5	5	1	2	0	2	8
Finley	34	7-13	4-8	4-5	3	3	4	3	1	3	22
Johnson	3	0-0	0-0	0-0	0	1	0	0	0	0	0
Griffith	37	5-9	0-0	12-14	15	0	2	4	1	0	22
Petersen	21	4-7	0-0	0-1	7	1	0	1	0	0	8
team					1						0
TOTALS	200	25-55	8-22	22-29	40	16	15	16	2	9	80
		(.455)	(.364)	(.759)							

UC	MP	FG	3P	FT	R	F	A	T	B	S	TP
Flint	35	5-11	1-5	0-0	4	1	2	6	0	2	11
Wingfield	28	7-17	1-7	5-6	10	4	1	1	1	0	20
Wright	1	0-0	0-0	0-0	0	0	0	0	0	0	0
Gregor	21	4-5	0-0	2-2	5	2	2	1	1	2	10
Durden	31	3-7	3-6	6-7	2	3	1	2	0	3	15
Harris	18	2-6	0-0	0-0	4	4	1	1	0	4	4
Burton	21	0-5	0-1	3-3	1	4	0	1	0	2	3
Julson	2	0-1	0-0	0-0	2	2	0	0	1	0	0
Bostic	26	3-7	0-0	2-2	4	3	1	1	1	1	8
Jacobs	17	0-4	0-0	1-2	3	1	0	0	0	0	1
team					3						0
TOTALS	200	24-63	5-19	19-22	38	24	8	13	4	14	72
		(.381)	(.263)	(.864)							

SCORING BY HALVES			
Wisconsin	40	40	80
Cincinnati	32	40	72

Missouri 109 • UW 96

March 19, 1994 • Ogden, Utah • Dee Events Center (12,126)

Big Eight Player of the Year Melvin Booker poured in a career-high 35 points, hitting 11 of 14 field goal tries, 6 of 8 three-point attempts and all seven free throws, to lead top-seeded and fifth-ranked Missouri to a second-round victory in the NCAA West Regional. The Tigers, who shot under 41 percent from the field the previous four games, shot a season-high .680 against Wisconsin, including a sizzling .708 mark in the second half. Mizzou connected on 6 of 6 three-point tries in the second half and was 12 of 19 from beyond the arc for the game (.632). The Badgers were led by Michael Finley, who netted 36 points, and Tracy Webster, who tallied 27 points, seven assists and four steals. Webster tied the school records for three-pointers (7) and three-point attempts (13). Missouri jumped to a 26-13 lead and led 54-47 at halftime. The Badgers cut the gap to 67-63 at the 13:24 mark, but the Tigers responded with a 25-9 run to go up 92-72 with less than seven minutes left. The Badgers could get no closer than 10 points the rest of the way. The teams combined for an NCAA Tournament record 27 three-point field goals. Wisconsin finished the season with an 18-11 record.

UW	MP	FG	3P	FT	R	F	A	T	B	S	TP
Johnsen	3	0-3	0-3	0-0	0	1	0	0	0	0	0
Kelley	21	0-0	0-0	2-4	3	2	2	2	0	0	2
Roberts	19	0-5	0-2	2-2	3	1	0	0	0	0	2
Hoskins	9	0-1	0-1	2-2	0	2	1	2	0	0	2
Webster	30	10-20	7-13	0-2	1	3	7	0	0	4	27
Kilbride	32	4-9	3-8	4-4	5	5	1	2	0	0	15
Finley	40	9-19	5-10	13-14	7	3	2	0	1	1	36
Petersen	19	3-5	0-0	0-2	5	2	1	3	0	0	6
Johnson	11	0-0	0-0	0-0	3	4	0	1	2	0	0
Griffith	16	2-5	0-0	2-5	5	4	0	1	1	0	6
team					2						0
TOTALS	200	28-67	15-37	25-35	34	27	14	11	4	5	96
		(.418)	(.405)	(.714)							

UM	MP	FG	3P	FT	R	F	A	T	B	S	TP
Crudup	16	4-5	0-0	2-2	1	5	3	0	1	0	10
Atkins	18	6-10	4-5	0-0	4	2	0	0	0	0	16
Smith	6	0-0	0-0	0-0	2	3	1	2	0	0	0
Sutherland	5	0-1	0-1	0-0	1	0	1	0	0	0	0
Winfield	22	1-3	0-0	0-0	2	3	1	0	0	0	2
Booker	29	11-14	6-8	7-7	3	2	7	3	0	1	35
Finner	11	4-5	0-1	5-7	5	1	2	1	0	0	13
Frazier	26	1-2	0-0	1-2	3	2	2	4	0	0	3
O'Liney	32	4-5	2-3	13-17	3	0	3	2	0	3	23
Thames	21	2-3	0-0	1-4	3	4	0	1	0	0	5
Heller	3	0-0	0-0	0-0	0	0	0	1	0	0	0
Grimm	11	1-2	0-1	0-0	1	3	0	1	0	0	2
team					1						0
TOTALS	200	34-50	12-19	29-39	29	25	20	14	2	4	109
		(.680)	(.632)	(.744)							

SCORING BY HALVES			
Wisconsin	47	49	96
Missouri	54	55	109

WISCONSIN HISTORY

Texas 71 • UW 58

March 14, 1997 • Pittsburgh, Pa. • Civic Arena (17,300)

Wisconsin fell behind 15-3 just 5:39 into the game and never cut Texas' lead to fewer than seven points in a 71-58 loss to the Longhorns in the first round of the 1997 East Regional in Pittsburgh. Texas guard Reggie Freeman scored a game-high 31 points while Sam Okey paced the Badgers with 17 points, 10 rebounds and six assists. The seventh-seeded Badgers, who shot only 39 percent from the field, sliced the Texas lead to seven points twice in the first half but trailed 33-24 at the half. An Okey dunk to start the second half trimmed the Longhorn lead to 33-26, but the Badgers never again came that close.

TEXAS	MP	FG	3P	FT	R	F	A	TO	B	S	TP
Muoneke	19	1-1	0-0	0-0	3	2	0	1	1	0	2
Clack	25	2-5	1-3	10-10	5	4	1	5	0	3	15
Jordan	19	1-1	0-0	0-0	1	4	0	0	0	0	2
Vazquez	28	1-5	0-4	0-1	1	4	3	1	0	1	2
Freeman	38	11-19	2-7	7-8	3	4	3	4	1	0	31
Quarles	15	1-5	0-0	0-1	7	4	0	1	0	0	2
Coleman	9	0-4	0-3	3-5	2	0	0	0	0	0	3
Perryman	25	3-9	2-8	4-4	3	1	0	2	0	1	12
Goode	1	0-0	0-0	0-0	0	0	0	0	0	0	0
Clark	19	1-2	0-0	0-0	4	2	0	0	0	0	2
Dixon	2	0-0	0-0	0-0	0	0	0	0	0	0	0
team									5		0
TOTALS	200	21-51	5-25	24-29	34	25	7	14	2	5	71
		(.412)	(.200)	(.828)							

UW	MP	FG	3P	FT	R	F	A	TO	B	S	TP
Okey	30	5-8	0-2	7-10	10	4	6	5	0	0	17
Daugherty	38	4-5	0-1	1-2	6	2	3	1	1	0	9
Grant	24	4-8	0-0	8-10	4	5	0	2	1	0	16
Auriantal	24	1-6	0-1	0-0	4	3	1	2	0	1	2
Burkemper	22	0-1	0-0	0-0	0	1	2	1	0	0	0
Duany	8	0-1	0-1	0-2	0	1	0	0	0	0	0
Calderwood	23	3-11	3-6	0-1	7	5	2	3	0	3	9
Meiners	1	0-0	0-0	0-0	0	0	0	0	0	0	0
Kosolcharoen	19	0-4	0-2	3-4	2	1	1	1	0	1	3
Shafer	3	0-1	0-1	0-0	0	0	0	0	0	0	0
Vraney	2	1-1	0-0	0-0	0	0	0	0	0	0	2
Coleman	4	0-0	0-0	0-0	0	0	0	0	0	0	0
Quest	2	0-0	0-0	0-0	1	0	0	1	0	0	0
team									1		1
TOTALS	200	18-46	3-14	19-29	35	22	15	17	2	5	58
		(.391)	(.214)	(.655)							

SCORING BY HALVES

Texas	33	38	71
Wisconsin	24	34	58

SWMS 43 • UW 32

March 12, 1999 • Charlotte, N.C. • Charlotte Coliseum (15,007)

Fifth-seeded Wisconsin's record-setting season came to an end after a 43-32 loss to Southwest Missouri State in the first round of the NCAA Tournament in Charlotte, N.C. The Badgers shot a season-low .255 from the field and their 32 points were the fewest in an NCAA Tournament game since the advent of the shot clock in 1986. Sean Mason registered 11 points, but he was the only Badger in double figures. Danny Moore and Kevin Ault scored 12 and 10 points, respectively, to pace the Bears. Wisconsin managed just 12 points in the first

half on 21-percent shooting, but trailed just 21-12 thanks to a typically solid defensive effort. Wisconsin trailed by as few as six points in the second half, but never came closer than that.

SWMS	MP	FG	3P	FT	R	F	A	TO	B	S	TP
Stringer	28	1-5	0-0	1-2	1	2	2	2	0	1	3
Bruton	25	1-1	0-0	0-0	0	0	0	1	0	2	2
Moore	35	4-8	0-0	4-6	13	3	0	4	1	0	12
Fontleroy	27	0-5	0-0	2-2	0	4	0	3	0	0	2
Ault	30	3-6	1-2	3-3	14	0	2	2	0	1	10
Murans	1	0-0	0-0	0-0	0	0	0	0	0	0	0
Miller	6	0-0	0-0	0-0	0	2	1	0	0	0	0
Bettenhausen	15	3-4	1-1	2-2	1	0	2	1	0	0	9
Brakebill	12	0-1	0-0	0-0	4	0	0	0	0	0	0
Judd	1	0-0	0-0	0-0	1	0	0	1	0	0	0
Tshomba	1	0-0	0-0	0-0	0	0	0	0	0	0	0
Phillips	15	1-3	1-3	2-2	1	2	0	2	0	0	5
Reuter	4	0-0	0-0	0-0	0	1	1	1	1	0	0
team									2		1
TOTALS	200	13-33	3-6	14-17	37	14	8	18	2	4	43
		(.394)	(.500)	(.824)							

UW	MP	FG	3P	FT	R	F	A	TO	B	S	TP
Kowske	18	1-4	0-0	0-0	3	5	0	1	0	1	2
Kelley	26	0-3	0-0	0-0	2	2	0	1	0	0	0
Wills	31	3-6	0-0	0-1	5	1	1	0	0	1	6
Mason	33	4-12	1-6	2-2	3	3	1	2	0	2	11
Calderwood	29	0-8	0-6	0-0	0	1	1	1	0	0	0
Duany	3	0-0	0-0	0-0	1	1	0	0	0	0	0
Davis	3	0-2	0-0	2-2	0	0	1	0	0	0	2
Auriantal	1	0-1	0-0	0-0	0	0	0	0	0	0	0
Bryant	24	1-5	1-4	0-0	2	1	0	1	0	0	3
Linton	6	1-1	0-0	0-0	1	1	0	1	0	1	2
Vershaw	26	2-5	0-0	2-2	1	2	4	1	0	0	6
team									2		0
TOTALS	200	12-47	2-16	6-7	20	17	8	8	0	5	32
		(.255)	(.125)	(.857)							

SCORING BY HALVES

Southwest Missouri St.	21	22	43
Wisconsin	12	20	32

UW 66 • Fresno St. 56

March 16, 2000 • Salt Lake City, Utah • Huntsman Center (13,464)

Guard Jon Bryant connected on a school record-tying seven three-point field goals to lead the Badgers to a 66-56 first-round NCAA Tournament win over Fresno State at the West Regional in Salt Lake City, Utah. Andy Kowske added 14 points and 14 rebounds for the UW and Duany Duany contributed 12 points on four three-pointers. Terrance Roberson led the Bulldogs with 19 points. National scoring leader Courtney Alexander was held to just 11 points on 5-19 field goal shooting. Coach Jerry Tarkanian's Bulldogs led 34-30 at the half and expanded that margin to seven points (42-35) with 16:23 remaining to play. Wisconsin responded, however, and led 49-44 with 6:12 left. Bryant then went on a tear, hitting four straight three-pointers to give the Badgers a 61-46 edge that capped a 26-4 run at the 4:32 mark. Wisconsin's bench outscored the Fresno State reserves 33-0.

FSU	MP	FG	3P	FT	R	F	A	TO	B	S	TP
Abney	37	3-3	0-0	0-0	8	2	0	1	2	0	6
Roberson	35	8-13	3-7	0-1	3	3	4	8	0	1	19
Ely	36	5-7	0-0	2-2	6	2	0	2	3	2	12
Porter	39	3-6	2-3	0-0	2	4	6	3	0	2	8
Alexander	37	5-19	1-4	0-0	4	2	3	1	0	0	11

Felix	5	0-0	0-0	0-0	2	0	0	1	0	0	0
DeManby	11	0-0	0-0	0-0	1	0	0	1	0	0	0
team									3		
TOTALS	200	24-48	6-14	2-3	29	13	13	17	5	5	56
		(.500)	(.429)	(.667)							

UW	MP	FG	3P	FT	R	F	A	TO	B	S	TP
Linton	16	2-4	0-1	0-0	1	0	2	0	1	0	4
Kowske	36	7-9	0-0	0-1	14	2	1	1	0	1	14
Vershaw	31	2-8	1-1	1-2	6	2	2	6	1	1	6
Kelley	38	3-4	0-1	1-1	4	1	6	0	0	6	7
Boone	19	0-7	0-3	2-2	5	0	6	0	0	1	2
Davis	2	0-0	0-0	0-0	0	0	1	0	0	0	0
Bryant	28	7-12	7-11	0-1	3	3	0	1	0	2	21
Duany	12	4-11	4-11	0-0	2	0	0	0	0	1	12
Penney	6	0-3	0-1	0-0	0	0	0	0	0	1	0
Wills	12	0-5	0-0	0-0	2	1	0	0	0	0	0
team									0		
TOTALS	200	25-63	12-29	4-7	37	9	18	8	2	13	66
		(.397)	(.414)	(.571)							

SCORING BY HALVES

Fresno State	34	22	56
Wisconsin	30	36	66

UW 66 • Arizona 59

March 18, 2000 • Salt Lake City, Utah • Huntsman Center (13,857)

Four Badgers scored in double figures and Wisconsin forced 17 turnovers to upset top-seeded and fourth-ranked Arizona 66-59 in the second round of the 2000 NCAA Tournament in Salt Lake City, Utah. Andy Kowske registered 10 points and 12 rebounds and limited Wildcat center Michael Wright to just four field goal attempts in 37 minutes. Mark Vershaw had 15 points for the UW, while Maurice Linton added 14 and Jon Bryant 12. Gilbert Arenas had a game-high 21 points for the Wildcats, who shot just .392 from the field, including .263 from three-point range. Arizona scored first for a 2-0 lead, but never led after that. The UW put together a 28-23 advantage at the half and steamrolled to a 50-33 edge with 8:07 remaining to play. The Wildcats chipped away but never cut their deficit to fewer than five points. Wisconsin shot .489 from the floor and made 17-20 from the free throw line. UW's Mike Kelley added eight points, four assists, no turnovers and five steals in 26 minutes of play.

UW	MP	FG	3P	FT	R	F	A	TO	B	S	TP
Duany	16	1-5	0-3	0-0	0	2	0	2	0	1	2
Kowske	37	5-9	0-0	0-0	12	1	0	1	1	0	10
Vershaw	33	6-8	1-1	2-2	2	2	4	2	3	2	15
Bryant	31	4-8	3-7	1-2	1	5	0	0	0	0	12
Kelley	26	2-5	0-1	4-5	0	4	4	0	1	5	8
Davis	16	1-1	0-0	1-1	3	1	0	2	0	0	3
Linton	20	3-4	1-1	7-8	3	2	0	3	1	0	14
Penney	2	0-0	0-0	0-0	0	0	0	0	0	0	0
Boone	11	0-4	0-2	2-2	3	3	1	1	0	2	2
Wills	8	0-1	0-0	0-0	1	2	1	1	0	0	0

Anderson	24	4-5	2-3	2-2	3	4	0	1	3	2	12
Jefferson	16	2-5	1-3	2-2	1	4	1	3	0	1	7
team											4
TOTALS	200	20-51	5-19	14-22	37	19	12	17	4	8	59
		(.392)	(.263)	(.636)							

SCORING BY HALVES

Wisconsin	28	38	66
Arizona	23	36	59

UW 61 • LSU 48

March 23, 2000 • Albuquerque, N.M. • University Arena (16,004)

Wisconsin put on one of its best defensive performances of the Dick Bennett era in a 61-48 victory over fourth-seeded LSU in the West Regional semifinals at The Pit in Albuquerque, N.M. Jon Bryant paced the Badgers with 16 points, while Stromile Swift and Jabari Smith each had 12 points for the Tigers. Wisconsin's suffocating defense forced 23 LSU turnovers and held the Tigers to .362 field goal shooting. Trailing 14-11 with five minutes left in the first half, the Badgers went on a 25-4 run over the next 12 minutes to gain a commanding 36-18 lead. The Tigers committed 10 turnovers during that stretch. Wisconsin extended its lead to 47-29 before settling for a 13-point win. The Badgers shot only .382 from the field, but committed just nine turnovers and registered 11 steals, including five from Mike Kelley. It was LSU's lowest offensive output of the season.

UW	MP	FG	3P	FT	R	F	A	TO	B	S	TP
Linton	25	4-8	0-0	0-0	3	2	0	1	0	2	8
Vershaw	30	2-8	1-2	2-2	5	3	3	2	0	1	7
Kowske	31	3-5	0-0	2-2	4	3	0	1	1	1	8
Bryant	32	6-14	3-9	1-2	3	1	4	0	0	0	16
Kelley	35	1-2	0-0	1-2	4	3	5	3	0	5	3
Davis	5	0-1	0-0	2-2	0	0	1	1	0	0	2
Duany	9	1-3	1-3	0-0	1	0	0	0	0	0	3
Penney	12	2-6	1-4	0-0	2	0	0	0	0	0	5
Boone	10	0-1	0-0	5-8	3	1	2	1	0	0	5
Wills	9	1-6	0-1	0-0	2	4	0	0	0	1	2
Swartz	2	1-1	0-0	0-0	0	0	0	0	0	1	2
Faust	1	0-0	0-0	0-0	0	0	0	0	0	0	0
team											3
TOTALS	200	21-55	6-19	13-18	30	17	15	9	1	11	61
		(.382)	(.316)	(.722)							

LSU	MP	FG	3P	FT	R	F	A	TO	B	S	TP
Beshara	33	2-7	1-5	0-0	8	2	2	3	0	3	5
Swift	37	3-5	1-1	5-7	10	2	2	3	0	1	12
Smith	33	5-12	1-3	1-1	7	3	0	3	2	0	12
Bright	26	1-7	0-6	2-2	2	4	0	5	0	1	4
Roland	28	2-7	0-2	1-2	4	2	2	4	0	0	5
Dupree	5	0-1	0-0	0-0	0	0	0	1	0	0	0
Williams	17	3-4	1-1	0-0	2	4	0	1	0	2	7
Temple	17	1-3	1-3	0-0	3	1	0	3	0	0	3
Bridgewater	4	0-1	0-0	0-0	0	0	0	0	0	0	0
team											4
TOTALS	200	17-47	5-21	9-12	40	18	6	23	2	7	48
		(.362)	(.238)	(.750)							

SCORING BY HALVES

Wisconsin	22	39	61
LSU	14	34	48

UW 64 • Purdue 60

March 25, 2000 • Albuquerque, N.M. • University Arena (16,004)

Wisconsin advanced to the Final Four for the second time in school history with a hard-fought 64-60 victory over Big Ten-rival and sixth-seeded Purdue in the West Regional final at The Pit in Albuquerque, N.M. Jon Bryant made five three-point field goals and scored a game-high 18 points on his way to West Regional Most Outstanding Player honors. Andy Kowske added 14 points and eight rebounds and was named, along with Mike Kelley, to the West Regional all-tournament team. Brian Cardinal and Carson Cunningham, also named to the all-tournament team, had 13 points apiece for the Boilermakers. Wisconsin battled its way to a 31-28 halftime lead on 57-percent field goal shooting. Bryant scored the Badgers' first nine points on three three-pointers. The second half was a see-saw battle that resulted in a 52-52 tie with 5:23 remaining to play. Wisconsin, however, then went on an 8-1 run over the next four minutes for a 60-53 lead with 1:08 left. A Cunningham three-pointer with 11.5 seconds left made it 63-60 Wisconsin. The Badgers added a free throw for the final tally.

UW	MP	FG	3P	FT	R	F	A	TO	B	S	TP
Linton	23	2-3	1-2	0-0	1	3	2	3	0	0	5
Kowske	27	6-10	0-0	2-2	8	4	0	2	0	0	14
Vershaw	30	2-9	0-2	3-6	7	1	3	1	0	1	7
Bryant	35	6-12	5-9	1-2	2	1	1	1	0	1	18
Kelley	36	2-3	0-0	1-4	1	2	5	1	0	1	5
Davis	6	0-0	0-0	0-0	1	2	0	1	0	0	0
Duany	8	1-2	1-2	0-0	3	3	1	2	0	1	3
Penney	3	0-1	0-1	0-0	0	0	0	1	0	0	0
Boone	16	3-6	0-0	6-10	2	2	2	1	1	2	12
Wills	16	0-1	0-0	0-0	5	3	0	2	0	0	0
team											5
TOTALS	200	22-47	7-16	13-24	35	21	14	15	1	6	64
		(.468)	(.438)	(.542)							

PURDUE	MP	FG	3P	FT	R	F	A	TO	B	S	TP
Robinson	36	4-10	0-0	4-5	1	3	4	3	0	0	12
McQuay	31	4-5	0-0	2-3	12	3	0	0	2	0	10
Cardinal	27	4-8	2-4	3-5	4	4	1	2	0	1	13
Cornell	32	1-9	1-7	0-2	2	4	1	1	1	1	3
Cunningham	31	4-12	3-8	2-2	2	2	2	4	0	1	13
Kerkhof	7	0-0	0-0	0-0	0	2	0	1	0	1	0
Lewis	18	3-5	1-2	0-0	5	2	1	0	0	0	7
Lowe	1	0-0	0-0	0-0	0	0	0	0	0	0	0
Smith	15	0-3	0-2	0-0	1	1	1	1	0	0	0
Allison	3	1-1	0-0	0-0	0	0	0	1	0	0	2
team											6
TOTALS	200	21-53	7-23	11-17	33	21	10	13	3	4	60
		(.396)	(.304)	(.647)							

SCORING BY HALVES

Wisconsin	31	33	64
Purdue	28	32	60

Michigan State 53 • UW 41

April 1, 2000 • Indianapolis, Ind. • RCA Dome (43,116)

Wisconsin's magical run to the Final Four ended with a 53-41 semifinal loss to season-long nemesis and eventual national champion Michigan State at the RCA Dome in

Indianapolis. Roy Boone scored 18 points but he was the only Badger to tally more than six points in the game. Morris Peterson paced the Spartans with 20 points. Wisconsin trailed just 19-17 at the half, with both teams struggling offensively. Wisconsin shot 29 percent from the floor and Michigan State made just 25 percent of its shots. The Spartans, however, opened the second half on a 13-2 run to open a 32-19 lead with 13:25 left in the second period. Wisconsin never cut the deficit to fewer than 10 points again. The Badgers forced 14 Spartan turnovers, but were outrebounded 42-20. Wisconsin shot .349 from the field compared to .348 for the Spartans. It was the fourth time during the 1999-2000 season that Michigan State defeated the Badgers.

UW	MP	FG	3P	FT	R	F	A	TO	B	S	TP
Kowske	20	1-2	0-0	0-2	0	4	0	0	4	0	2
Kelley	30	1-2	0-1	0-0	7	3	3	0	0	2	2
Vershaw	31	2-11	0-1	1-1	2	3	3	1	0	0	5
Bryant	27	1-5	0-3	0-0	1	3	1	2	0	0	2
Boone	25	6-9	1-1	5-6	3	2	0	5	0	0	18
Wills	19	1-4	0-1	0-0	1	2	0	0	0	0	2
Duany	11	0-2	0-1	0-0	0	0	0	1	0	0	0
Linton	10	0-4	0-1	0-0	1	0	0	2	0	0	0
Davis	10	1-1	1-1	1-2	2	2	1	0	0	0	4
Penney	14	2-3	2-3	0-0	2	0	0	0	0	0	6
Faust	1	0-0	0-0	0-0	0	0	0	0	0	0	0
Smith	1	0-0	0-0	0-0	0	0	0	0	0	0	0
Swartz	1	0-0	0-0	0-0	0	0	0	0	0	0	0
team											1
TOTALS	200	15-43	4-13	7-11	20	19	8	11	4	2	41
		(.349)	(.308)	(.636)							

MSU	MP	FG	3P	FT	R	F	A	TO	B	S	TP
Hutson	32	3-7	0-0	4-5	10	2	0	3	0	0	10
Peterson	33	7-15	2-8	4-4	7	3	0	1	0	1	20
Granger	32	0-3	0-1	1-2	7	4	1	3	0	0	1
Cleaves	36	1-7	0-0	9-11	4	3	1	4	0	2	11
Bell	30	2-9	0-3	0-0	8	2	2	2	0	0	4
Richardson	10	0-0	0-0	0-0	0	1	0	0	0	0	0
Anagonye	12	1-1	0-0	0-0	2	2	0	1	0	0	2
Chappell	9	2-4	0-2	1-1	0	1	0	0	2	0	5
Ballinger	3	0-0	0-0	0-0	1	0	0	0	1	0	0
Thomas	3	0-0	0-0	0-0	0	0	0	0	0	0	0
team											3
TOTALS	200	16-46	2-14	19-23	42	18	4	14	3	3	53
		(.348)	(.143)	(.826)							

SCORING BY HALVES

Wisconsin	17	24	41
Michigan State	19	34	53

Georgia State 50 • UW 49

March 15, 2001 • Boise, Idaho • BSU Pavilion (10,216)

Wisconsin let a 13-point, second-half lead slip away and Georgia State scored the game-winning basket with just 12 seconds left to play as the Badgers dropped a 50-49 decision in the first round of the West Regional in Boise, Idaho. The UW moved out to a 30-19 halftime advantage and increased that edge to 32-19 early in the second half. But Georgia State went on a 23-10 run to tie the game at 42-42 with 7:11 left. Wisconsin led 49-44 with 1:00 remaining, but the Panthers scored six points in the final minute for the victory. Wisconsin's Mark Vershaw led all scorers with 19 points and teammate Andy Kowske added 11 points.

Kevin Morris paced Georgia State with 18 points. Wisconsin limited the Panthers to .377 field goal shooting, including .217 from three-point range. The Badgers, however, shot only .395 from the floor, including .250 from beyond the arc.

UW	MP	FG	3P	FT	R	F	A	TO	B	S	TP
Kowske	34	3-3	0-0	5-6	4	2	0	1	0	1	11
Vershaw	36	6-16	0-2	7-11	5	2	1	1	0	1	19
Penney	25	2-5	1-3	0-1	6	0	1	4	0	0	5
Kelley	38	0-4	0-3	0-0	4	4	0	2	0	1	0
Boone	26	2-6	0-1	0-0	4	3	1	1	0	1	4
Davis	16	2-5	0-1	0-0	3	1	1	3	0	1	4
Linton	4	0-1	0-0	0-0	1	0	0	0	0	0	0
Bower	15	2-3	2-2	0-0	0	2	0	0	0	0	6
Wills	6	0-0	0-0	0-2	3	1	0	0	0	1	0
team					2						
TOTALS	200	17-43	3-12	12-20	32	15	4	12	0	6	49
		(.395)	(.250)	(.600)							

GEO. ST.	MP	FG	3P	FT	R	F	A	TO	B	S	TP
Campbell	34	1-3	0-0	3-4	11	5	2	1	0	2	5
Terrell	40	1-10	1-6	0-0	9	3	1	1	0	0	3
Cooper	38	4-9	2-5	1-1	4	3	2	3	0	1	11
Morris	39	8-16	2-8	0-1	2	0	3	1	1	3	18
Long	38	6-15	0-4	1-2	3	4	0	5	0	1	13
McIntosh	5	0-0	0-0	0-0	0	0	0	0	0	0	0
Gunsby	2	0-0	0-0	0-0	0	0	1	0	0	0	0
Gilchrist	1	0-0	0-0	0-0	0	0	0	0	0	0	0
Patton	1	0-0	0-0	0-0	0	0	0	0	0	0	0
Davis	3	0-0	0-0	0-0	1	1	0	1	0	0	0
team					3						
TOTALS	200	20-53	5-23	5-8	33	16	9	12	1	7	50
		(.377)	(.217)	(.625)							

SCORING BY HALVES

Georgia State	19	31	50
Wisconsin	30	19	49

UW 80 • St. John's 70

March 15, 2002 • Washington, D.C. • MCI Center (18,770)

Eighth-seeded Wisconsin defeated No. 9 St. John's 80-70 in the first round of the 2002 NCAA Tournament at the MCI Center in Washington, D.C. The Badgers used a 12-0 run to turn a 28-26 deficit into a 38-28 lead with 16 seconds left in the first half. The UW never trailed again. Wisconsin shot 9-15 from three-point range and made 29 free throws compared to 15 for St. John's. Kirk Penney led five UW scorers in double figures with 19 points while Freddie Owens chipped in 18 points off the bench. The Red Storm's Marcus Hatten led all scorers with 18 points though shot only 12-33 from the field, 3-13 from three-point range.

SJU	MP	FG	3P	FT	R	F	A	TO	B	S	TP
Glover	32	4-6	1-3	8-9	5	5	0	2	1	0	17
Emanuel	25	4-9	3-7	2-2	3	3	3	3	0	0	13
King	30	2-2	0-0	4-5	4	5	1	0	0	0	8
Hatten	39	12-33	3-13	1-3	6	4	1	1	0	2	28
Stanley	29	0-0	0-0	0-0	4	5	3	1	0	2	0
Fordham	21	0-0	0-0	0-0	4	2	2	3	0	0	0
Keita	9	1-1	0-0	0-0	1	1	0	1	0	0	2
Scheiman	0+	0-0	0-0	0-0	0	0	0	0	0	0	0
Cuffe	15	1-5	0-1	0-0	2	3	1	2	0	0	2
Johnson	0+	0-0	0-0	0-0	1	0	0	0	0	0	0
team					3						
TOTALS	200	24-56	7-24	15-19	33	29	11	13	1	4	70
		(.429)	(.292)	(.789)							

UW	MP	FG	3P	FT	R	F	A	TO	B	S	TP
Wills	28	3-7	1-2	3-4	9	3	0	3	0	0	10
Mader	13	0-1	0-0	0-0	0	3	1	0	0	1	13
Davis	28	2-3	1-1	4-5	2	4	5	0	0	1	9
Penney	37	5-10	3-5	6-8	5	3	4	3	0	0	19
Harris	38	4-9	2-5	4-8	4	3	2	2	0	3	14
Ukawuba	0+	0-0	0-0	0-0	0	0	0	0	0	0	0
Hanson	0+	0-0	0-0	0-0	0	0	0	0	0	0	0
Owens	28	5-8	2-2	6-8	2	2	2	1	0	2	18
Plank	0+	0-0	0-0	0-0	0	0	0	0	0	0	0
Buchanan	0+	0-0	0-0	0-0	0	0	0	0	0	0	0
Wilkinson	28	2-6	0-0	6-7	3	0	0	0	0	1	10
team					4						
TOTALS	200	21-44	9-15	29-40	29	18	14	9	0	8	80
		(.477)	(.600)	(.725)							

SCORING BY HALVES

St. John's	31	39	70
Wisconsin	38	42	80

Maryland 87 • UW 57

March 17, 2002 • Washington, D.C. • MCI Center (18,789)

No. 1 seed Maryland defeated eighth-seeded Wisconsin 87-57 in the second round of the 2002 NCAA Tournament at the MCI Center in Washington, D.C. Maryland, the eventual national champion, opened the second half with a 17-3 run that blew open an eight-point halftime lead. The Badgers had led 23-19 with 6:16 left in the first half but the Terps scored 19 of the final 26 points in the stanza. UW senior Charlie Wills, who set a school record by playing in his 129th career game, paced the Badgers with 17 points while classmate Travon Davis added 15. Maryland's Juan Dixon led all scorers with 29 points.

UW	MP	FG	3P	FT	R	F	A	TO	B	S	TP
Harris	30	3-9	1-4	0-0	1	2	0	3	2	0	7
Wills	29	6-12	2-4	3-6	6	3	1	2	0	1	17
Mader	25	1-6	0-0	0-0	8	3	4	2	2	0	2
Davis	34	5-7	1-1	4-5	4	2	3	2	0	0	15
Penney	37	3-14	0-6	3-3	4	0	1	2	0	2	9
Hanson	3	0-2	0-1	0-0	0	2	0	0	0	0	0
Owens	15	0-4	0-0	0-0	1	3	0	2	0	1	0
Wilkinson	27	3-5	1-2	0-0	4	4	2	1	0	2	7
team					4						
TOTALS	200	21-59	5-19	10-14	32	19	11	14	4	6	57
		(.356)	(.263)	(.714)							

UW	MP	FG	3P	FT	R	F	A	TO	B	S	TP
Mouton	25	0-4	0-0	2-2	7	1	1	3	0	1	2
Wilcox	26	9-13	0-0	0-1	7	0	1	1	1	1	18
Baxter	28	5-6	0-0	6-7	7	3	3	1	4	2	16
Dixon	36	10-19	4-7	5-6	5	1	3	1	0	2	29
Blake	30	1-4	1-3	0-0	2	3	4	1	0	1	3
Badu	2	0-0	0-0	0-0	0	0	2	1	0	0	0
McCall	5	0-0	0-0	0-0	0	0	0	0	0	0	0
Collins	3	1-2	0-0	0-0	0	0	0	0	0	1	2
Nicholas	20	3-7	2-4	0-0	2	1	2	0	0	1	8
Grimmon	2	0-1	0-0	0-0	2	0	0	0	0	0	0
Randle	10	2-4	0-0	0-0	4	3	0	1	0	0	4
Holden	13	1-2	1-2	2-2	1	2	1	1	0	0	5
team					4						
TOTALS	200	32-62	8-16	15-18	41	14	17	10	5	9	87
		(.516)	(.500)	(.833)							

SCORING BY HALVES

Wisconsin	30	27	57
Maryland	38	49	87

UW 81 • Weber St. 74

March 20, 2003 • Spokane, Wash. • Spokane Arena (11,171)

Led by a terrific all-around game from senior Kirk Penney, fifth-seeded Wisconsin defeated No. 12-seed Weber State, 81-74, in the first round of the 2003 NCAA Tournament in Spokane, Wash. Penney scored 21 points and added nine rebounds and five assists while playing all 40 minutes. The Badgers used a 9-0 run to end the half with a 41-26 lead. Wisconsin maintained that advantage most of the second half, leading 70-56 with just over three minutes left. Weber State's Jermaine Boyette scored 10 of his 25 points in the final 42 seconds but WSU could get no closer than five points down the stretch.

WSU	MP	FG	3P	FT	R	F	A	TO	B	S	TP
Sparrow	29	5-8	2-5	0-0	4	5	1	2	0	0	12
Ocokoljic	35	10-21	3-5	3-4	14	4	2	2	0	0	26
Bachmann	12	1-2	0-0	0-1	0	2	1	0	0	0	0
Boyette	39	9-21	1-4	6-10	5	2	2	1	0	1	25
Hamilton	33	1-8	1-6	0-0	4	2	2	2	0	1	3
Barton	19	2-6	0-4	0-0	3	4	1	1	0	1	4
Eyre	0+	0-0	0-0	0-0	0	0	0	0	0	0	0
Morrison	8	0-1	0-0	0-0	1	0	0	0	0	1	0
Carter	5	0-0	0-0	0-0	0	0	0	0	0	0	0
Danley	20	1-4	0-0	0-0	8	3	0	2	0	0	2
team					4						
TOTALS	200	29-71	7-24	9-15	43	20	9	10	0	4	74
		(.408)	(.292)	(.600)							

UW	MP	FG	3P	FT	R	F	A	TO	B	S	TP
Tucker	22	5-6	0-0	1-2	7	3	2	3	0	0	11
Wilkinson	38	5-10	0-2	5-9	9	3	2	3	1	1	15
Penney	40	9-17	3-7	0-1	9	1	5	2	0	1	21
Owens	21	3-11	1-3	0-0	0	1	1	0	0	0	7
Harris	40	3-6	2-4	6-8	4	1	5	0	1	5	14
Wade	25</										

Tulsa	MP	FG	3P	FT	R	F	A	TO	B	S	TP
Davis	34	4-7	0-0	1-1	9	4	1	3	1	0	9
Johnson	30	11-18	1-3	0-0	9	3	2	0	1	0	23
Swanson	38	3-12	0-5	0-0	5	0	4	1	0	0	6
Glenn	36	0-2	0-0	0-0	6	4	2	3	0	0	0
Parker	40	6-15	2-3	3-3	2	2	3	2	0	1	17
Collins	6	0-1	0-0	0-0	0	1	0	0	0	0	0
Ledoux	14	1-2	0-0	0-0	5	1	0	1	1	0	2
Price	2	1-2	0-0	1-1	0	1	0	0	0	0	3
team					5						
TOTALS	200	26-59	3-11	5-5	41	16	12	11	3	1	60
		(.441)	(.273)	(1.000)							

UW	MP	FG	3P	FT	R	F	A	TO	B	S	TP
Tucker	40	3-9	1-3	3-5	6	2	0	1	1	0	10
Wilkinson	33	7-11	1-2	3-3	8	2	0	1	0	2	18
Penney	35	2-12	0-5	2-4	5	1	4	2	0	1	6
Owens	24	2-6	2-4	1-2	0	1	4	0	0	0	7
Harris	38	5-11	2-7	0-1	4	2	3	1	1	2	12
Wade	21	3-7	0-1	2-2	3	1	0	0	1	0	8
Hanson	2	0-0	0-0	0-0	0	1	0	0	0	0	0
Helmigk	7	0-1	0-0	0-0	1	1	1	0	0	0	0
team					5						
TOTALS	200	22-57	6-22	11-17	32	11	12	5	3	5	61
		(.386)	(.273)	(.647)							


SCORING BY HALVES

Tulsa	32	28	60
Wisconsin	25	36	61

Kentucky 63 • UW 57

March 27, 2003 • Minneapolis, Minn. • HHH Metrodome (28,168)

Playing in front of a very friendly 28,168 fans in Minneapolis, Wisconsin nearly upset the No. 1 team in the country, Kentucky, in the "Sweet 16" of the 2003 NCAA Tournament. The Badgers trailed by just one point after a Mike Wilkinson lay-up with 1:33 left in the game. UK scored seven of the last nine points, however, to thwart the upset bid. In his final game as a Badger, Kirk Penney scored 20 points, including



Devin Harris had 15 points on 6-9 shooting in the Badgers' 2003 Sweet 16 matchup with Kentucky.

5-7 shooting from three-point range. The game was close throughout as neither team led by more than seven points (UW 15-8 at the 11:19 mark of the first half and UK 62-55 with 11 seconds left).

UW	MP	FG	3P	FT	R	F	A	TO	B	S	TP
Harris	36	6-9	1-2	2-3	3	4	4	4	0	3	15
Tucker	36	1-4	0-1	2-2	7	3	0	2	0	1	4
Wilkinson	35	4-11	1-5	4-7	3	5	1	2	0	2	13
Penney	40	6-12	5-7	3-4	6	2	3	4	0	0	20
Owens	27	1-8	0-5	0-0	2	2	0	1	0	0	2
Wade	18	1-1	1-1	0-0	2	0	1	2	0	1	3
Helmigk	3	0-0	0-0	0-0	0	0	0	0	0	0	0
Mader	5	0-0	0-0	0-0	1	4	0	0	1	0	0
team					2						
TOTALS	200	19-45	8-21	11-16	26	20	9	15	1	7	57
		(.422)	(.381)	(.688)							

UK	MP	FG	3P	FT	R	F	A	TO	B	S	TP
Daniels	32	2-3	0-0	5-6	6	1	2	3	0	0	9
Estill	32	12-18	0-0	4-10	6	3	0	1	1	0	28
Hayes	28	2-5	0-0	0-0	7	2	0	2	1	3	4
Bogans	15	2-6	1-2	0-0	2	0	1	1	1	1	5
Fitch	31	3-7	0-1	1-2	1	2	1	2	0	0	7
Hawkins	28	1-4	0-1	2-2	1	3	2	3	1	4	4
Azubuike	9	0-2	0-1	0-0	0	3	1	1	0	1	0
Barbour	15	0-2	0-0	2-2	2	0	1	1	0	1	2
Camara	10	2-2	0-0	0-2	3	3	1	0	0	0	4
team					4						
TOTALS	200	24-49	1-5	14-24	33	17	9	14	4	10	63
		(.490)	(.200)	(.583)							

SCORING BY HALVES

Wisconsin	28	29	57
Kentucky	32	31	63

UW 76, Richmond 64

March 19, 2004 • Milwaukee, Wis. • Bradley Center (18,866)

Trailing by 13 points with 13:16 to play in the game, Wisconsin went on one of the great runs in school history. The Badgers outscored Richmond 36-8 the rest of the way, at one point scoring on 19 straight possessions. Included in those 19 possessions were five 3-pointers. After a Mike Wilkinson jumper, the Badgers hit three consecutive 3-pointers (Wilkinson, Devin Harris and Boo Wade) to cut Richmond's lead to four. After a Spider bucket, four UW free throws cut the lead to two. Clayton Hanson then hit a 3-pointer to give the Badgers their first lead since midway through the first half. Richmond answered but Wilkinson's trey with 7:15 remaining began a 14-0 UW run that put the game away.

RICH	MP	FG	3P	FT	R	F	A	TO	B	S	TP
Scott	26	4-11	1-2	3-4	7	4	4	2	0	1	12
Skröcki	34	4-14	2-7	2-4	0	2	4	3	0	2	12
Steeberge	14	2-3	0-0	1-3	4	2	0	0	0	1	5
Dobbins	34	4-7	0-0	1-2	5	1	4	3	0	2	9
Brown	28	3-5	3-4	0-0	2	2	1	2	0	1	9
Merritt	6	1-3	0-1	0-0	0	1	2	0	0	0	2
Thomas	1	0-0	0-0	0-0	0	0	0	0	0	0	0
Moliva	13	1-3	0-0	0-0	2	2	0	1	0	0	2
O'Malley	7	0-0	0-0	0-0	1	1	0	0	2	0	0
Bucknor	24	3-4	1-2	0-0	3	3	2	1	0	1	7
Zwayer	13	3-4	0-0	0-0	1	1	0	2	1	0	6
team					4						
TOTALS	200	25-54	7-16	7-13	29	19	17	14	3	8	64
		(.463)	(.438)	(.538)							

UW	MP	FG	3P	FT	R	F	A	TO	B	S	TP
Wilkinson	35	5-10	2-3	6-8	5	1	2	1	2	1	18
Mader	7	0-1	0-0	0-0	2	2	0	0	0	0	0
Wade	37	6-9	1-3	3-3	3	2	4	5	0	2	16
Owens	25	4-8	1-3	1-2	0	0	1	0	0	1	10
Harris	36	2-6	1-4	6-8	3	4	6	2	0	2	11
Ukawuba	3	0-1	0-0	0-0	0	1	0	0	0	0	0
Nixon	12	2-3	1-1	0-0	2	0	1	0	0	0	5
Hanson	19	2-5	2-4	1-2	2	0	0	0	0	0	7
Taylor	1	0-0	0-0	0-0	0	0	0	0	0	0	0
Morley	25	4-8	0-0	1-1	9	1	0	1	1	1	9
team					3						
TOTALS	200	25-51	8-18	18-24	29	11	14	9	3	7	76
		(.490)	(.444)	(.750)							

SCORING BY HALVES

Richmond	32	32	64
Wisconsin	25	51	76

Pittsburgh 59, UW 55

March 21, 2004 • Milwaukee, Wis. • Bradley Center (18,866)

In a game that included 10 ties and 11 lead changes, Pittsburgh scored seven of the final 10 points to hold on for a 59-55 win and advance to the 2004 "Sweet 16." Neither team led by more than seven points. Mike Wilkinson hit a pair of free throws with 3:03 remaining to tie the game for the 10th and final time. After a Pittsburgh turnover, Devin Harris missed a three-pointer. Pitt's Carl Krauser then made a jumper for a two-point lead. UW got two cracks at the other end, with Boo Wade and Harris both missing jumpers. Krauser missed on Pitt's next possession but Jaron Brown grabbed an offensive rebound and was fouled. He hit both free throws. Wade hit a trey for UW with 21 seconds left to cut the lead to one. After a pair of free throws by Krauser, Pitt denied the Badgers a look at a three-pointer and when Zach Morley's jumper rimmed out, the Panthers had the win.

UW	MP	FG	3P	FT	R	F	A	TO	B	S	TP
Wilkinson	39	2-8	0-0	5-5	6	3	0	2	2	2	9
Mader	10	0-2	0-0	1-2	1	3	0	1	0	0	1
Wade	32	3-8	1-2	2-2	4	4	1	1	0	0	9
Owens	10	0-2	0-0	0-0	1	2	0	0	1	0	0
Harris	38	7-14	5-10	2-2	7	2	4	6	0	0	21
Ukawuba	1	0-1	0-0	0-0	0	0	0	0	0	0	0
Nixon	10	0-0	0-0	0-0	0	1	0	0	0	0	0
Hanson	30	1-4	1-4	0-2	3	4	2	1	0	1	3
Morley	30	4-9	1-2	3-4	9	1	2	2	0	1	12
team					0						
TOTALS	200	17-48	8-18	13-17	31	20	9	13	3	4	55
		(.354)	(.444)	(.765)							

PITT	MP	FG	3P	FT	R	F	A	TO	B	S	TP
Troutman	34	3-7	0-1	3-3	14	1	2	1	2	1	9
Taft	29	4-8	0-0	0-0	4	4	1	0	0	0	8
Page	36	5-15	2-4	0-0	4	2	1	2	0	2	12
Brown	37	2-7	0-1	4-5	6	3	2	2	0	1	8
Krauser	39	4-14	0-3	8-10	8	4	3	3	0	2	16
Demetris	3	0-0	0-0	0-0	0	0	0	0	0	0	0
McCarroll	17	3-7	0-1	0-1	2	1	1	0	1	0	6
Graves	5	0-1	0-0	0-0	1	2	0	0	0	1	0
team					1						
TOTALS	200	21-59	2-10	15-19	40	17	10</				

UW in the NIT

UW ALL-TIME NIT RESULTS

RECORD: 3-4
APPEARANCES: 4

1989

1st Round (Madison, Wis.)
Wisconsin 63, New Orleans 61

2nd Round (Madison, Wis.)
Saint Louis 73, Wisconsin 68

1991

1st Round (Madison, Wis.)
Wisconsin 87, Bowling Green 79 OT

2nd Round (Madison, Wis.)
Stanford 80, Wisconsin 72

1993

1st Round (Madison, Wis.)
Rice 77, Wisconsin 73

1996

1st Round (Madison, Wis.)
Wisconsin 55, Manhattan 42

2nd Round (Madison, Wis.)
Illinois State 77, Wisconsin 62

All-Time UW NIT Roster

Auriantal, Hennssy '96	Kilbride, Andy '93
Carl, Adam '93	Kosolcharoen, Michael '96
Carlin, Shawn '96	Locum, Tim '89, '91
Coleman, Booker '96	McDuffie, Otto '93
Daugherty, Sean '96	McGee, Carlton '91
Douglass, Billy '89	Molaski, Tom '89
Ellenson, John '91	Nwachukwu, Osita '96
Ely, Louis '91, '93	Okey, Sam '96
Finley, Michael '93	Peters, Jay '91
Good, Brian '91	Petersen, Jeff '93
Hall, Jeremy '96	Peterson, Mosezell '96
Harrell, Damon '91, '93	Portmann, Kurt '89
Hisle, Larry '91	Schubring, Darin '89
Jackson, Trent '89	Simms, Willie '89, '91
Johnsen, Jason '93	Tompkins, Patrick '91
Johnson, Grant '93	Weaver, Kass '91
Jones, Danny '89	Webster, Tracy '93
Kelley, Brian '93	

Badger NIT Records

Individual

Points

31, Willie Simms vs. Bowling Green, 1991

Field Goals

12, Willie Simms vs. Bowling Green, 1991

Field Goal Attempts

20, Sam Okey vs. Illinois State, 1996

Field Goal Percentage (min. 10 att.)

.800 (12-15), Willie Simms vs. Bowling Green, 1991

.800 (8-10), Trent Jackson vs. New Orleans, 1989

Three-point Field Goals

4, Tim Locum vs. Bowling Green, 1991

Three-point Field Goal Attempts

7, Tim Locum vs. Stanford, 1991

Three-point Field Goal Pct. (min. 6 att.)

.429 (3-7), Tim Locum vs. Stanford, 1991

Free Throws

8, Willie Simms vs. Stanford, 1991

Free Throw Attempts

15, Willie Simms vs. Stanford, 1991

Free Throw Percentage (min. 10 att.)

.533 (8-15), Willie Simms vs. Stanford, 1991

Rebounds

12, Patrick Tompkins vs. Stanford, 1991

Assists

7, Tom Molaski vs. St. Louis, 1989

Blocks

5, Sam Okey vs. Manhattan, 1996

Steals

4, Hennssy Auriantal vs. Manhattan, 1996

Team

Points

87 vs. Bowling Green, 1991

Field Goals

29, twice

Field Goal Attempts

60 vs. St. Louis, 1989

Field Goal Percentage

.644 (29-45) vs. Bowling Green, 1991

Three-point Field Goals

7 vs. Stanford, 1991

Three-point Field Goal Attempts

18, twice

Three-point Field Goal Pct. (min. 8 att.)

.417 (5-12) vs. St. Louis, 1989

Free Throws

24 vs. Bowling Green, 1991

Free Throw Attempts

35 vs. Bowling Green, 1991

Free Throw Percentage (min. 12 att.)

.778 (14-18) vs. New Orleans, 1989

Rebounds

36 vs. Manhattan, 1996

Assists

24 vs. Bowling Green, 1991


Blocks

8 vs. Manhattan, 1996

Steals

8 vs. Manhattan, 1996

WISCONSIN HISTORY



Willie Simms set a UW record with 31 points vs. Bowling Green in the first round of the 1991 NIT.

UW in the Big Ten Tournament

1998 (1-1, Quarterfinalist)

March 5
Wisconsin 52, Penn State 51

March 6
Illinois 66, Wisconsin 61

The 10th-seeded Badgers trailed Penn State 40-31 with 12:01 left to play. A 10-1 UW run over the next 6:27, however, tied the game at 41-41, with 5:34 remaining. Penn State's Calvin Booth hit a 15-footer to give the Nittany Lions a 51-50 edge with 1:32 remaining, but freshman forward Maurice Linton nailed a nine-foot jumper with 3.7 seconds left to play and the Badgers advanced with a 52-51 decision.

Wisconsin faced league champion Illinois in the second round and fell behind 26-10 at the half. The resilient Badgers, however, staged an incredible second-half comeback and took a 46-45 lead with 6:14 left to play before Illinois countered with an 11-0 run that finally put the game out of reach.

1999 (1-1, Semifinalist)

March 5
Wisconsin 74, Iowa 60

March 6
Michigan State 56, Wisconsin 41

Wisconsin took on Iowa in a quarterfinal game. After falling behind 25-23 at halftime, the Badgers shot a blistering .737 from the field in the second half and went on to win 74-60. Wisconsin trailed 49-48 with 9:34 remaining, but held the Hawkeyes to just three field goals the rest of the way.

Just as they had the year before, the Badgers faced the league champion (this time Michigan State) in their second game. The teams played to a 22-22 tie after the first half, but the Badgers, who shot a then-season low .293 from the floor, scored only 19 points in the second half.

2000 (2-1, Semifinalist)

March 9
Wisconsin 51, Northwestern 41

March 10
Wisconsin 78, Purdue 66

March 11
Michigan State 55, Wisconsin 46

Figuring they needed at least one Big Ten tournament win, and maybe two, to

qualify for the NCAA tournament, the Badgers opened the league tourney with a hard-fought 51-41 victory over Northwestern in the first round. UW led the Wildcats from start to finish.

Wisconsin then squared off against Purdue in the quarterfinals. The Badgers jumped out to a 10-point lead just two minutes into the game and never trailed. They led 34-24 at the half and made 9-11 free throw attempts down the stretch to secure the win and, most likely, an NCAA bid.

The UW then met Michigan State in the semifinals for the second straight season. Though the Spartans grabbed a 34-21 halftime lead, the Badgers made a run that cut the Michigan State lead to 49-44 with 5:29 remaining to play. The league-champion Spartans held the UW to just two points the rest of the way.

2001 (0-1, Quarterfinalist)

March 9
Indiana 64, Wisconsin 52

The Badgers got off to a nice start in their quarterfinal matchup with Indiana, pulling out to a 28-19 lead with 4:38 left in the first half. Indiana closed to within four points (28-24) at the break.

The Hoosiers then continued their momentum by beginning the second half on a 17-2 run during which the Badgers managed just two free throws in nine minutes. Wisconsin closed the IU lead to 54-49 with 2:04 remaining, but never again came closer than that.

2002 (0-1, Quarterfinalist)

March 8
Iowa 58, Wisconsin 56

Wisconsin entered the 2002 Big Ten Tournament as the No. 1 seed for the first time in school history after winning a share of the Big Ten regular-season title.

The UW led by as many as nine points in the first half and held a 26-21 lead at halftime. Iowa came back to grab a 39-37 lead with 10:14 to play but the Badgers jumped back out in front and led by six with 3:42 left in the game. The Hawkeyes then scored 10 of the final 12 points of the game, including a Luke Recker jumper with two seconds left for the game-winner.

2003 (0-1, Quarterfinalist)

March 8
Ohio State 58, Wisconsin 50

For the second consecutive season, Wisconsin entered the Big Ten tournament as the No. 1 seed but lost in the quarterfinals. The Badgers fell to No. 8 seed Ohio State, 58-50.

UW struggled from the field for the entire game, connecting on just 18-53 shots (.340), its second-worst shooting performance of the season. Kirk Penney led Wisconsin with 14 points while Alando Tucker chipped in 13.

For OSU, Sean Connolly totaled a game-high 21 points (including 5-7 three-pointers) while Brent Darby had 16 points and six assists.

2004 (3-0, Champion)

March 12
Wisconsin 66, Minnesota 52

March 13
Wisconsin 68, Michigan State 66

March 14
Wisconsin 70, Illinois 53

After failing to win a Big Ten tournament game in either of Bo Ryan's first two seasons as head coach, the Badgers swept through the 2004 tournament, winning three games and earning their first conference tourney title.

UW faced Minnesota in the quarterfinals and got a combined 43 points from Devin Harris and Mike Wilkinson to defeat the Gophers 66-52.

Michigan State was up next in the semifinals, the third meeting between the teams in 2004. The game was tight throughout. Harris tied the game with a three-pointer with 2:01 remaining. After Chris Hill hit a jumper, Harris made another trey to put UW in front. MSU's Maurice Ager answered with a bucket but Wilkinson put the Badgers ahead for good with two free throws with 49 seconds left. MSU missed its last three shots.

The final vs. Illinois was never close as UW opened the game on a 16-6 run and never led by less than seven points after that. Harris scored a tournament championship-record 29 points and was named the tourney's most outstanding player. Wilkinson had 53 points in the three games and was named to the all-tournament team.

UW Big Ten Tournament Records

Wisconsin Individual Highs

Points: 29 by Devin Harris vs. Illinois, 2004
FG: 10 by Devin Harris vs. Illinois, 2004
FG Attempts: 17 by Sean Mason vs. Penn State, 1998
FG Pct. (10 att.): .636 by Kirk Penney vs. Iowa, 2002
3-point FGs: 5 by Devin Harris vs. Michigan State, 2004
3-point FG Attempts: 12 by Devin Harris vs. Michigan St., 2004
3-point FG Pct. (6 att.): .571 (4-7) by Sean Mason vs. Iowa, 1999
FT: 10 by Mark Vershaw vs. Purdue, 2000
FT Attempts: 12 by Mark Vershaw vs. Purdue, 2000
FT Pct. (10 att.): .833 (10-12) by Mark Vershaw vs. Purdue, 2000
Rebounds: 11 by Sean Daugherty vs. Penn State, 1998
Assists: 6 by Mark Vershaw vs. Purdue, 2000 and by Mike Kelley vs. Michigan State, 2000
Blocked Shots: 4 by Mark Vershaw vs. Northwestern, 2000
Steals: 4, four times, MR: by Mike Wilkinson vs. Illinois, 2004
Minutes: 39 by Traxon Davis vs. Iowa, 2002 and by Mark Vershaw vs. Purdue, 2000

Wisconsin Team Highs

Points: 78 vs. Purdue, 2000
FG: 26 vs. Minnesota, 2004
FG Attempts: 58 vs. Minnesota, 2004 and vs. Michigan State, 1999
FG Pct.: .615 (24-39) vs. Iowa, 1999
3-point FGs: 9 vs. Michigan State, 2004 and vs. Iowa, 1999
3-point FG Attempts: 28 vs. Ohio State, 2003
3-point FG Pct.: .600 (9-15) vs. Iowa, 1999
FT: 24 vs. Purdue, 2000
FT Attempts: 34 vs. Purdue, 2000
FT Pct.: .917 (11-12) vs. Iowa, 2002
Rebounds: 36 vs. Michigan State, 1999
Assists: 20 vs. Purdue, 2000
Blocked Shots: 12 vs. Northwestern, 2000
Steals: 13 vs. Minnesota, 2004

Wisconsin Team Lows

Points: 41 vs. Michigan State, 1999
FG: 17 vs. Michigan State, 1999, and vs. Michigan State, 2000
FG Attempts: 39 vs. Iowa, 1999
FG Pct.: .293 (17-58) vs. Michigan State, 1999
3-point FGs: 2 vs. Penn State, 1998
3-point FG Attempts: 7 vs. Penn State, 1998
3-point FG Pct.: .176 (3-17) vs. Michigan State, 1999
FT: 4 vs. Michigan State, 1999
FT Attempts: 6 vs. Michigan State, 1999
FT Pct.: .500 (6-12) vs. Ohio State, 2003
Rebounds: 24 vs. Iowa, 2002
Assists: 8 vs. Illinois, 2004
Blocked Shots: 0, three times, MR: vs. Minnesota, 2004
Steals: 1 vs. Michigan State, 2004 and vs. Michigan State, 1999

Opponent Individual Highs

Points: 28 by Luke Recker of Iowa, 2002
FG: 11 by Kevin Turner of Illinois, 1998
FG Attempts: 19 by Kevin Turner of Illinois, 1998
FG Pct. (10 att.): .800 (8-10) by Jarrod Gee of Illinois, 1998
3-point FGs: 5 by Sean Connolly of Ohio State, 2003
3-point FG Attempts: 10 by Brian Cardinal of Purdue, 2000
3-point FG Pct. (6 att.): .714 (5-7) by Sean Connolly of Ohio State, 2003
FT: 10 by Jared Jeffries of Indiana, 2001
FT Attempts: 12 by Jared Jeffries of Indiana, 2001
FT Pct. (10 att.): .833 (10-12) by Jared Jeffries of Indiana, 2001
Rebounds: 12 by Antonio Smith of Michigan State, 1999
Assists: 11 by Mateen Cleaves of Michigan State, 1999
Blocked Shots: 4 by Calvin Booth of Penn State, 1998
Steals: 5 by Luke Recker of Iowa, 2002
Minutes: 40, three times, MR by Brent Darby of Ohio State, 2003

Opponent Team Highs

Points: 66, three times, MR: by Michigan State, 2004
FG: 26 by Michigan State, 2004 and by Illinois, 1998
FG Attempts: 54 by Minnesota, 2004 and by Iowa, 1999
FG Pct.: .542 (26-48) by Michigan State, 2004 and by Illinois, 1998
3-point FGs: 6, three times, MR: by Illinois, 2004
3-point FG Attempts: 20 by Iowa, 1999
3-point FG Pct.: .556 (5-9) by Ohio State, 2003
FT: 26 by Indiana, 2001
FT Attempts: 35 by Indiana, 2001
FT Pct.: .833 (10-12) by Michigan State, 1999
Rebounds: 39 by Purdue, 2000
Assists: 17 by Penn State and Illinois, 1998, and by Purdue, 2000
Blocked Shots: 5 by Iowa, 2002, and by Penn State, 1998
Steals: 13 by Iowa, 2002

Opponent Team Lows

Points: 41 by Northwestern, 2000
FG: 15 by Northwestern, 2000
FG Attempts: 41 by Indiana, 2001
FG Pct.: .300 (15-50) by Northwestern, 2000
3-point FGs: 0 by Indiana, 2001
3-point FG Attempts: 6 by Indiana, 2001
3-point FG Pct.: .000 (0-6) by Indiana, 2001
FT: 3 by Minnesota, 2004
FT Attempts: 5 by Minnesota, 2004
FT Pct.: .500 (6-12) by Iowa, 1999
Rebounds: 25 by Michigan State, 2004
Assists: 7 by Iowa, 2002
Blocked Shots: 1 by Iowa, 1999
Steals: 2 by Michigan State, 2000 and by Indiana, 2001

UW and the Associated Press Poll

BADGERS WEEK-BY-WEEK IN THE A.P. POLL

1949-50	Feb. 1413
Jan. 515	Feb. 2116
Jan. 2415	Feb. 2819
Jan. 3117	March 718
March 716	
1953-54	Preseason19
Dec. 2218	Nov. 1319
	Nov. 2018
1962-63	Nov. 2723
Preseason10	Dec. 417
Dec. 46	Dec. 1116
Dec. 117	Dec. 1816
	Dec. 2513
1973-74	Jan. 112
Jan. 217	Jan. 817
Jan. 8T13	Jan. 1519
Jan. 1519	Jan. 2215
Jan. 2217	Jan. 2910
Jan. 2916	Feb. 516
	Feb. 1219
1975-76	Feb. 1919
Jan. 2018	Feb. 2622
	March 523
	March 1225
1993-94	
Nov. 2225	2002-03
Nov. 2924	Nov. 2525
Dec. 619	Dec. 223
Dec. 1318	Dec. 924
Dec. 2017	March 318
Dec. 2717	March 1021
Jan. 315	March 1721
Jan. 1012	
Jan. 1714	2003-04*
Jan. 2416	Preseason15
Jan. 3116	Nov. 1715
Feb. 721	Nov. 2415
Feb. 1424	Dec. 115
	Dec. 823
1994-95	Dec. 1522
Preseason17	Dec. 2219
Nov. 2115	Dec. 2918
Nov. 2813	Jan. 521
Dec. 514	Jan. 1219
Dec. 1220	Jan. 1921
Dec. 1920	Jan. 2617
Dec. 2619	Feb. 214
	Feb. 917
1998-99	Feb. 1612
Dec. 1323	Feb. 2322
Dec. 2020	March 117
Dec. 2719	March 810
Jan. 324	March 1510
Jan. 1017	
Jan. 1715	
Jan. 2412	
Jan. 3111	
Feb. 715	

*Badgers ranked every week of the poll.

UW Opponents Ranked by the Associated Press

Following is a listing of all games Wisconsin has played against teams ranked nationally by the Associated Press

1948-49

F 5	Illinois4	...L	..54-61
M 5	Minnesota5	...W	..45-43

1949-50

J 7	at Indiana5	...L	..59-61
J 16	Minnesota	...11	...W	..57-54
F 4	at Ohio State	..7	...L	..47-61

1950-51

J 1	Illinois20	...L	..69-71*
F 10	at Illinois	...16	...L	..52-63
M 5	at Indiana7	...L	..58-68

1951-52

D 17	St. Louis4	...W	..55-54
J 7	at Illinois2	...L	..49-53
M 3	at Iowa7	...W	..78-75
M 8	Illinois2	...W	..58-48

1952-53

J 5	at Minnesota	..9	...L	..53-64
J 10	at Illinois4	...L	..61-71
J 12	Minnesota	...19	...W	..76-74
F 7	Illinois6	...L	..61-65
F 9	at Indiana2	...L	..48-66
F 16	Indiana2	...L	..70-72

1953-54

D 19	at LSU5	...W	..82-66
J 4	at Indiana3	...L	..67-70
J 16	Indiana3	...L	..74-90
F 15	Minnesota	...12	...L	..68-78

1954-55

J 1	at Illinois6	...W	..79-64
J 3	Iowa19	...L	..69-86
F 19	Illinois14	...L	..71-99
F 21	Minnesota	...8	...L	..69-71
M 5	Minnesota	...6	...W	..78-72

1955-56

J 9	at Illinois8	...L	..77-96
J 14	at Ohio State	..7	...L	..98-100**

1956-57

D 22	at Kansas1	...L	..62-83
J 12	Illinois10	...L	..63-79

1957-58

None

1958-59

F 2	Michigan St.	...7	...L	..57-88
M 2	at Michigan St.	..6	...L	..73-93

1959-60

F 8	Ohio State4	...L	..69-106
F 27	at Ohio State	..2	...L	..68-93

1960-61

D 17	at Bradley2	...L	..66-88
J 9	Iowa6	...L	..68-76
J 30	Ohio State1	...L	..68-100
F 13	at Iowa9	...L	..61-63
F 25	at Ohio State	..1	...L	..74-97

1961-62

D 30	Cincinnati2	...L	..71-101\$
M 3	Ohio State1	...W	..86-67

1962-63

F 11	Illinois4	...W	..84-77
F 23	at Illinois6	...L	..77-89

1963-64

D 14	at Cincinnati	..6	...L	..60-65
D 20	at Kentucky	...2	...L	..85-108
J 4	Ohio State8	...L	..85-101
F 22	Michigan2	...L	..59-103

1964-65

F 16	Minnesota	...9	...L	..91-101
F 20	at Indiana7	...L	..87-101
M 2	at Michigan	..1	...L	..75-98

1965-66

J 8	Iowa7	...W	..69-68
F 12	at Michigan	..10	...L	..102-120

1966-67

D 3	Cincinnati	..PS 10	...L	..70-77*
D 28	at UCLA1	...L	..56-100@

1967-68


None

1968-69

D 3	Kansas4	...W	..67-62
D 11	at Notre Dame	..7	...L	..56-57
D 31	Kentucky3	...W	..69-65+
J 11	at Ohio State	..16	...L	..69-84
J 28	Marquette	...16	...W	..56-50
F 1	at Illinois7	...L	..73-86
F 8	Ohio State12	...W	..77-73
F 15	at Purdue8	...L	..69-87

1969-70

J 27	at Marquette	..7	...L	..51-60
J 31	Ohio13	...W	..72-69
F 3	at Illinois14	...W	..66-65
F 10	at Iowa14	...L	..100-119



Claude Gregory had 42 combined points as Wisconsin defeated Ohio State twice by a total of four points during a span of a week in 1980.

1970-71

D 30 at Marquette ...3 ...L ...69-72
 F 2 Marquette ...1 ...L ...75-89
 F 16 Ohio State ...20 ...L ...71-79
 M 2 Indiana ...T18 ...W ...94-87**

1971-72

D 27 Marshall ...17 ...L ...83-85=
 J 3 at Marquette ...2 ...L ...60-72
 J 15 at Indiana ...17 ...W ...66-64*
 J 18 Minnesota ...17 ...L ...59-65
 F 5 at Ohio State ...9 ...L ...69-79

1972-73

N 25 at UCLA ...PS 1 ...L ...53-94
 D 4 at Oral Roberts 12 ...L ...76-90
 D 30 at Marquette ...3 ...L ...73-75**
 J 6 Indiana ...20 ...L ...64-78
 J 13 at Minnesota ...8 ...L ...54-78
 J 22 at Purdue ...20 ...L ...59-66
 J 29 Minnesota ...9 ...L ...64-81
 F 6 Marquette ...7 ...L ...58-64
 F 24 at Indiana ...10 ...L ...55-57
 F 26 Purdue ...20 ...W ...71-63

1973-74

D 29 at Marquette ...6 ...L ...48-49*
 J 12 at Indiana ...T13 ...L ...51-52
 J 28 at Michigan ...20 ...L ...75-83
 F 5 at Marquette ...6 ...L ...58-59
 F 11 Indiana ...12 ...L ...63-81
 F 25 Michigan ...17 ...L ...74-79

1974-75

J 20 Indiana ...1 ...L ...69-89
 F 4 Marquette ...11 ...L ...63-69
 F 17 at Indiana ...1 ...L ...58-93

1975-76

D 16 at Marquette ...7 ...L ...54-78
 D 30 at Marquette ...4 ...L ...66-82=
 J 8 Michigan ...16 ...L ...81-106
 J 31 at Indiana ...1 ...L ...61-114
 F 2 at Michigan ...16 ...L ...86-107
 F 26 Indiana ...1 ...L ...67-96

1976-77

N 27 at Kentucky ...6 ...L ...64-72
 D 28 at Marquette ...12 ...L ...57-64=
 J 8 at Michigan ...6 ...L ...63-66
 J 22 at Minnesota ...13 ...W ...64-82%
 J 24 at Purdue ...18 ...L ...71-81
 J 27 Michigan ...7 ...L ...64-69
 F 21 Marquette ...19 ...L ...58-73
 M 3 Minnesota ...9 ...W ...61-64%

1977-78

D 9 at Providence ...14 ...L ...62-73
 J 7 at Michigan St. 12 ...L ...63-74
 F 14 at Marquette ...1 ...L ...64-75
 M 2 Michigan St. ...6 ...L ...75-89

1978-79

D 23 Marquette ...16 ...W ...65-52
 D 28 at Louisville ...16 ...L ...53-70\$
 J 4 at Michigan St. ...1 ...L ...55-64
 J 18 Illinois ...8 ...L ...74-81
 F 1 Iowa ...15 ...L ...64-70
 F 10 at Iowa ...14 ...L ...65-79
 M 3 Michigan St. ...4 ...W ...83-81

1979-80

D 5 at DePaul ...10 ...L ...77-90
 J 5 Indiana ...11 ...W ...52-50
 J 12 at Iowa ...12 ...L ...65-66
 J 24 Purdue ...14 ...L ...60-73*
 J 26 at Ohio State ...4 ...W ...72-71
 F 2 Ohio State ...6 ...W ...70-67
 F 16 at Purdue ...15 ...L ...61-69
 F 28 at Indiana ...13 ...L ...52-61

1980-81

J 8 at Minnesota ...19 ...L ...60-76
 J 15 Iowa ...14 ...L ...66-76
 J 24 at Illinois ...15 ...W ...54-45
 J 31 Michigan ...17 ...L ...67-74
 F 5 at Indiana ...17 ...L ...64-89
 F 7 at Michigan ...14 ...L ...64-71
 F 12 Illinois ...17 ...L ...65-84
 F 14 Indiana ...20 ...L ...52-59
 F 28 at Iowa ...8 ...L ...75-96

1981-82

J 16 Iowa ...5 ...L ...62-78
 J 21 Minnesota ...5 ...L ...57-78
 F 11 at Minnesota ...9 ...L ...60-71
 F 18 at Indiana ...20 ...L ...57-88
 F 25 at Iowa ...11 ...L ...55-79

1982-83

D 28 Georgetown ...10 ...L ...43-71++
 J 6 Purdue ...20 ...L ...64-80

J 22 Iowa ...10 ...W ...65-62
 J 29 Minnesota ...16 ...L ...58-65
 F 3 at Indiana ...6 ...L ...73-83
 F 12 Indiana ...4 ...L ...56-75
 F 24 at Iowa ...17 ...L ...63-93

1983-84

J 7 Illinois ...14 ...L ...62-63*
 M 6 Purdue ...11 ...L ...48-61
 M 10 at Illinois ...7 ...L ...57-81

1984-85

J 12 at Indiana ...11 ...L ...68-90
 J 17 Illinois ...11 ...L ...67-78
 F 2 Michigan ...10 ...L ...81-94
 F 16 at Illinois ...17 ...L ...49-68
 F 20 Iowa ...14 ...W ...54-53
 F 28 at Michigan ...3 ...L ...68-88

1985-86

J 19 at Purdue ...19 ...L ...73-100
 F 1 at Michigan ...9 ...L ...64-91
 F 6 at Indiana ...18 ...L ...69-78
 F 26 Michigan ...10 ...L ...74-97
 M 2 Michigan St. ...17 ...L ...71-84

1986-87

D 30 Pittsburgh ...17 ...L ...82-98\$\$
 J 5 at Iowa ...2 ...L ...63-78
 J 8 Illinois ...12 ...L ...66-68
 J 10 Purdue ...6 ...L ...48-57
 J 15 at Indiana ...4 ...L ...65-103
 F 5 at Purdue ...7 ...L ...62-70
 F 7 at Illinois ...14 ...L ...74-99
 F 16 Indiana ...2 ...L ...85-86***
 M 8 Iowa ...6 ...L ...71-81

1987-88

D 28 at UNLV ...15 ...L ...65-102##
 J 14 at Indiana ...15 ...L ...53-55
 J 16 Illinois ...20 ...L ...65-80
 J 21 at Michigan ...7 ...L ...54-65
 J 25 Iowa ...16 ...L ...89-104
 F 3 at Purdue ...6 ...L ...62-86
 F 3 Michigan ...12 ...L ...67-80
 M 3 Purdue ...2 ...L ...56-84
 M 10 at Iowa ...15 ...L ...70-103

1988-89

J 7 at Ohio State ...14 ...L ...70-73
 J 12 at Illinois ...2 ...L ...80-103
 J 19 Indiana ...19 ...L ...58-61*
 J 21 Michigan ...6 ...W ...71-68
 J 26 at Iowa ...12 ...L ...70-78
 F 11 Iowa ...8 ...W ...65-54
 F 18 Illinois ...5 ...W ...72-52
 F 25 at Michigan ...13 ...L ...70-92
 M 9 at Indiana ...6 ...L ...64-75

1989-90

J 4 at Illinois ...4 ...L ...59-73
 J 17 Purdue ...24 ...L ...54-56
 J 22 Minnesota ...21 ...W ...77-75
 J 25 Illinois ...10 ...L ...63-66
 F 1 at Indiana ...22 ...L ...61-85

WISCONSIN HISTORY

F 3 Michigan 4 . . . L . . 63-77
 F 8 at Michigan St. 23 . . . L . . 57-60
 F 17 at Purdue . . . 12 . . . L . . 55-62
 F 22 at Minnesota .18 . . . L . . 67-68
 M 8 at Michigan . .13 . . . L . . 64-94

1990-91

J 12 at Ohio State . . 4 . . . L . . 60-92
 J 17 Iowa 24 . . . W . . 91-79
 J 30 at Indiana 4 . . . L . . 57-73
 F 9 Michigan St. . .25 . . . W . . 84-78**
 F 14 Ohio State 2 . . . L . . 71-73
 M 2 Indiana 5 . . . L . . 61-74

1991-92

J 11 Indiana 10 . . . L . . 63-79
 J 25 at Michigan . .16 . . . L . . 83-98
 F 5 at Ohio State . . 8 . . . L . . 72-86
 F 8 Michigan St. . .11 . . . L . . 64-79
 F 12 at Michigan St.12 . . . L . . 61-76
 F 15 Ohio State 8 . . . L . . 63-67
 F 26 Michigan17 . . . W . . 96-78
 M 12 at Indiana 4 . . . L . . 41-66

1992-93

J 9 Michigan 3 . . . L . . 73-98
 J 13 at Purdue17 . . . L . . 60-76
 J 16 Minnesota . . .19 . . . W . . 79-70
 J 20 Ohio State . . .24 . . . W . . 76-67
 J 23 at Michigan St.21 . . . W . . 67-66
 F 10 at Michigan . . . 4 . . . L . . 66-85
 F 13 Purdue18 . . . L . . 87-90**
 M 10 at Iowa17 . . . L . . 65-91
 M 14 Indiana 2 . . . L . . 80-87



Travon Davis had eight points, four assists and no turnovers in the Badgers' win over seventh-ranked Illinois on Jan. 5, 2002. Bo Ryan's first win over a top-10 team as UW head coach.

1993-94

J 2 Marquette24 . . . W . . 71-52
 J 12 at Minnesota .18 . . . L . . 53-90
 J 15 Purdue 9 . . . W . . 75-69
 J 29 at Michigan . .15 . . . L . . 75-79
 F 12 Minnesota . . .23 . . . L . . 78-109
 F 16 at Purdue 9 . . . L . . 64-67
 M 2 Michigan 3 . . . W . . 71-58
 M 12 at Indiana . . .18 . . . L . . 65-78
 M 17 Cincinnati . .25 . . . W . . 80-72!
 M 19 Missouri 5 . . . L . . 96-109!

1994-95

J 4 Michigan St. . .14 . . . L . . 64-78
 J 7 at Indiana21 . . . L . . 70-73
 F 26 at Purdue . . .21 . . . L . . 56-66
 M 11 at Michigan St. 9 . . . L . . 72-97

1995-96

N 20 Villanova 3 . . . L . . 58-66!!
 N 21 UCLA 4 . . . L . . 57-68!!
 J 3 Michigan21 . . . W . . 51-46
 J 13 Iowa11 . . . W . . 80-71
 F 7 Purdue14 . . . L . . 42-75
 F 28 at Iowa20 . . . L . . 54-69
 M 6 Penn State . .16 . . . W . . 54-52

1996-97

J 2 at Minnesota .15 . . . L . . 48-65
 J 4 Indiana12 . . . W . . 71-58
 F 6 Michigan13 . . . W . . 58-53
 F 12 Illinois20 . . . W . . 62-45
 M 5 at Indiana . . .25 . . . L . . 66-70
 M 8 Minnesota 2 . . . W . . 66-65

1997-98

N 18 Illinois St. . . .24 . . . W . . 80-66
 N 29 Oklahoma . . .18 . . . W . . 75-64#
 D 6 Temple20 . . . L . . 49-59
 D 31 Michigan18 . . . L . . 63-76
 J 31 at Purdue . . .10 . . . L . . 59-82
 F 3 Iowa24 . . . L . . 76-79
 F 21 Michigan St. .14 . . . L . . 47-56
 F 28 at Michigan . .21 . . . L . . 70-76
 M 6 Illinois18 . . . L . . 61-66%%

1998-99

D 9 at Temple16 . . . W . . 63-56
 J 6 Michigan St. . .12 . . . W . . 66-51
 J 10 Purdue 9 . . . W . . 61-56
 J 23 at Iowa14 . . . W . . 72-52
 J 30 Minnesota . . .19 . . . W . . 61-50
 F 3 at Indiana . . .21 . . . L . . 60-71
 F 21 at Michigan St. 4 . . . L . . 51-56
 F 24 at Ohio State .10 . . . L . . 54-63
 M 5 Iowa20 . . . W . . 74-50%%
 M 6 Michigan St. . . 2 . . . L . . 41-56%%

1999-2000

N 13 at Syracuse . .17 . . . L . . 49-68
 D 7 Texas10 . . . W . . 61-45
 D 29 Temple17 . . . W . . 62-44
 J 5 at Indiana . . .10 . . . L . . 67-71
 J 8 Illinois19 . . . W . . 63-59

J 13 Ohio State . . .17 . . . L . . 51-53
 F 2 at Ohio State . . 5 . . . L . . 48-51
 F 12 Michigan St. . . 6 . . . L . . 44-61
 F 19 at Michigan St. 6 . . . L . . 54-59
 M 5 Indiana14 . . . W . . 56-53
 M 10 Purdue22 . . . W . . 78-66%%
 M 11 Michigan St. . . 5 . . . L . . 46-55%%
 M 18 Arizona 4 . . . W . . 66-59!
 M 23 LSU10 . . . W . . 61-48!
 M 25 Purdue25 . . . W . . 64-60!
 A 1 Michigan St. . . 2 . . . L . . 41-53!

2000-01

N 21 at Tennessee . . 9 . . . L . . 56-66
 N 29 vs. Maryland . .13 . . . W78-75*\$\$\$
 J 13 at Michigan St. 3 . . . L . . 59-69*
 J 16 Iowa14 . . . W . . 67-54
 F 13 at Illinois 4 . . . L . . 67-68
 F 27 Michigan St. . . 3 . . . L . . 47-51

2001-02

D 22 Marquette . . .14 . . . W . . 86-73
 J 2 at Iowa 9 . . . L . . 57-69
 J 5 Illinois 7 . . . W . . 72-66
 J12 at Michigan St.25 . . . W . . 64-63
 J 23 at Illinois 9 . . . L . . 48-80
 F 6 Ohio State . . .16 . . . W . . 94-92*
 F 13 at Indiana . . .22 . . . W . . 64-63
 M 17 vs. Maryland . . 4 . . . L . . 57-87!

2002-03

D 14 at Marquette . .16 . . . L . . 54-63
 J 11 at Illinois . . .10 . . . L . . 63-69
 F 5 at Purdue24 . . . L . . 60-78
 M 5 Illinois14 . . . W . . 60-59
 M 27 vs. Kentucky . . 1 . . . L . . 57-63!

2003-04

D 20 Marquette . . .23 . . . W . . 63-59
 M 14 vs. Illinois . . .12 . . . W . . 70-53%%
 M 21 vs. Pittsburgh . 9 . . . L . . 55-59!


- *overtime
- **double overtime
- ***triple overtime
- %forfeit wins
- &ECAC Holiday Festival
- #Big Island Invitational
- @Los Angeles Classic
- +at Chicago Stadium
- =Milwaukee Classic
- !!Maui Invitational
- \$Holiday Classic, Louisville, Ky.
- ++Winston Tire Classic, Los Angeles
- \$\$Rainbow Classic, Honolulu
- ##Rebel Classic, Las Vegas
- !NCAA Tournament
- %%Big Ten Tournament
- \$\$\$ACC-Big Ten Challenge, Milwaukee

WISCONSIN HISTORY

Overtime Games

Year	Opponent (#OT)	W/L	Score
1912	at Minnesota	W	29-26
1914	Purdue	W	25-20
1915	at Purdue	W	28-24
1916	at Iowa	W	36-31
1917	at Northwestern	W	29-21
1919	at Camp Grant	W	16-15
1920	Ripon	W	19-16
1922	Michigan	W	18-16
1924	DePauw (3)	T	25-25
1926	Michigan	L	23-24
1927	at Chicago	W	33-30
1930	at Indiana	W	23-21
1932	Maryland	W	32-30
	at Northwestern	L	30-31
1933	at Indiana	W	38-37
	Indiana	L	28-29
1935	Michigan State	W	23-21
	Indiana	W	37-27
1936	at Chicago	W	38-36
1937	Ohio State	W	35-33
1939	Purdue	W	32-30
1940	Purdue	L	45-48
1941	Purdue	W	48-42
	at Northwestern	W	48-46
1943	at Notre Dame	L	59-61
1944	Illinois	L	43-45
	Northwestern (2)	W	50-47


	Purdue	L	50-52
1947	Notre Dame	W	53-49
1949	Marquette	W	67-63
1950	at Iowa	W	66-62
1951	at St. Louis	L	48-53
	Illinois	L	69-71
1954	at Tulane	L	55-57
	Illinois	L	64-70
1956	at Ohio State (2)	L	98-100
1957	South Dakota	L	56-58
1960	at Michigan	W	88-82
1961	at Portland	L	71-79
1963	at Michigan State	W	92-89
1964	vs. Princeton	L	87-90
	Indiana (2)	L	80-82
1965	Northwestern	W	93-87
1966	at Ohio State	L	81-87
1967	Cincinnati	L	70-77
	Ohio State	L	84-90
	at Iowa (3)	W	96-95
	Iowa	L	87-90
1971	Indiana (2)	W	94-87
1972	at Indiana	W	66-64
	Indiana	L	76-84
1973	at Marquette (2)	L	73-75
	at Michigan State	L	78-79
1974	at Marquette	L	48-49
	at Minnesota	L	63-64
1975	vs. Georgia	L	89-91
	at Michigan	L	74-75
	Iowa	W	86-85
1976	Ohio State	W	82-81
1977	Michigan State (3)	W	87-83
	at Ohio State	L	80-82
	Iowa (2)	L	93-94
1978	Northern Illinois	W	74-73
1979	Indiana	L	62-68
1980	vs. Nebraska	L	82-83
	at Minnesota	L	76-82
	Purdue	L	60-73
	Michigan	L	69-73
1981	UW-Green Bay (2)	W	68-66
	Minnesota	W	60-58
1984	Nebraska (2)	L	69-71
	Illinois	L	62-63
	at Northwestern	W	61-60
1987	Indiana (3)	L	85-86
1988	Michigan State (2)	W	78-72
1989	Indiana	L	58-61
	Michigan State	W	69-64
1990	at Marquette	W	63-58
	Iowa	W	73-69
1991	at Oregon	W	72-70
	at Butler (2)	L	88-94



Clayton Hanson scored 13 points, including five in the final 43 seconds of overtime, to help Wisconsin defeat Michigan State 68-64 in overtime last year in East Lansing.

	Michigan	L	68-69
	Michigan State (2)	W	84-78
	Bowling Green	W	87-79
1992	SE Missouri State	W	82-71
1993	Purdue (2)	L	87-90
1996	Temple	W	57-54
	Minnesota	W	73-65
1997	at Temple	W	64-57
1998	Toledo	W	73-68
	Illinois	L	47-53
1999	Ohio State	L	74-78
2001	vs. Maryland	W	78-75
	South Florida	W	63-61
	at Michigan State	L	59-69
2002	Temple (2)	L	67-70
	Ohio State	W	94-92
2004	at Maryland	L	67-73
	at Michigan State	W	68-64

Overtime Record: 51-45-1 (.531)
Double Overtime: 5-8 (.385)
Triple Overtime: 2-1-1 (.625)
Home: 31-26-1 (.543)
Away: 20-19 (.513)
Most Frequent Opp.: Indiana (11), 5-6 (.455)



Mike Kelley led Wisconsin to a 78-75 overtime win over Maryland on Nov. 29, 2000. Three of the Badgers' five meetings with Maryland have gone into overtime.

Comeback Wins

Since 1945 Wisconsin has recorded 35 victories in games in which it has erased a double-figure second-half deficit.

Date	Opponent	Largest Deficit (Time)	Final Score
2/8/47	Minnesota	12 points (early 2nd half)	60-51
2/9/48	Michigan St.	10 points (halftime)	51-39
12/4/48	Marquette	18 points (17:58)	67-63*
1/16/50	Minnesota	10 points (15:15)	57-54
3/3/56	Northwestern	14 points (19:52)	76-70
12/12/59	Loyola (Ill.)	10 points (19:10 and 18:24)	85-67
2/8/64	Purdue	10 points (16:11, 15:20, 14:25 and 13:53)	81-80
12/16/67	at Marquette	10 points (18:18)	70-62
2/10/68	Indiana	10 points (14:33)	95-83
2/3/70	at Illinois	12 points (15:43 and 15:16)	66-65
1/5/76	Ohio State	18 points (halftime) <i>(OSU's biggest lead was 47-25 with 3:38 left in first half)</i>	82-81*
1/20/77	Northwestern	11 points (16:37)	61-60
1/13/79	Michigan	12 points (halftime and 18:48)	77-66
2/2/80	Ohio State	13 points (13:47)	70-67
1/26/80	at Ohio State	11 points (18:09)	72-71
11/29/82	Toledo	17 points (19:34 and 19:00)	79-71
12/1/84	Washington St.	10 points (halftime)	61-59
1/4/89	Minnesota	14 points (11:10)	75-67
2/16/91	at Iowa	13 points (5:47)	56-55
1/23/93	at Michigan St.	12 points (13:09, 12:31 and 11:56)	67-66
12/5/95	at Wright St.	12 points (16:55 and 16:11)	94-91
1/3/96	Michigan	12 points (19:50)	51-46
1/24/96	Minnesota	11 points (halftime)	73-65*
12/4/96	at Temple	10 points (18:35)	64-57*
2/19/97	at Penn State	14 points (16:10)	49-45
2/26/97	Iowa	11 points (14:38)	49-48
11/21/98	Virginia	10 points (18:14)	66-56
11/28/98	at Rhode Island	10 points (18:03 and 10:47)	65-59
1/8/00	Illinois	15 points (halftime and 18:47)	63-59
2/23/00	at Iowa	13 points (17:06)	54-45
3/5/00	Indiana	12 points (11:26 and 10:43)	56-53
1/12/02	at Michigan St.	10 points (15:34)	64-63
2/16/02	at Minnesota	13 points (13:09)	67-62
3/22/03	vs. Tulsa	13 points (3:36)	61-60
3/19/04	vs. Richmond	13 points (13:16)	76-64

*overtime


Sean Daugherty hit a 16-foot jumper at the buzzer to give Wisconsin a 54-52 win over 16th-ranked Penn State in the home finale of the 1995-96 season.

BADGER BUZZER BEATERS

Since 1945, buzzer-beating baskets (last second or as time ran out) have been made 13 times by Wisconsin players. Eleven of those occasions resulted in Badger victories, while two others sent games into overtime.

Date	Opponent (Play description)	Score
12/4/48	Marquette (Dale Bowers FT with 0:00 left sent game into OT)	67-63*
2/13/50	at Iowa (Don Page made two FTs to send game into OT)	66-62*
2/24/79	at Northwestern (Claude Gregory 40-footer at buzzer)	72-70
3/3/79	Michigan State (Wes Matthews 50-footer at buzzer)	83-81
2/27/82	at Northwestern (Brad Sellers tip-in with 0:01 left)	61-60
1/22/90	Minnesota (Patrick Tompkins lay-in at buzzer)	77-75
11/24/90	at Oregon (Jay Peters 23-foot three-pointer with 0:01 left)	72-70*
2/16/91	at Iowa (Brian Good three-pointer at buzzer)	56-55
3/6/96	Penn State (Sean Daugherty 16-footer at buzzer)	54-52
2/5/00	at Minnesota (Roy Boone 10-foot jumper)	66-64
12/27/01	at UW-Milwaukee (Devin Harris steal and lay-up)	81-79
3/5/03	Illinois (Devin Harris FT with 0:00.4 left)	60-59
3/22/03	vs. Tulsa (Freddie Owens three-pointer with one second left)	61-60

*overtime



WISCONSIN HISTORY

The Last Time

Wisconsin Team

UW ranked in A.P. top 25: 10th (3/15/04)
 UW ranked in coaches' top 25: 16th (4/6/04)
 Played A.P. No. 1-ranked opponent: Lost to Kentucky 63-57 (3/27/03)
 Defeated A.P. No. 1-ranked opponent: Ohio State 86-67 (3/3/62)
 Played A.P. No. 2-ranked opponent: Lost to Michigan St. 53-41 (4/1/00)
 Defeated opponent ranked 3-10 by A.P.: No. 7 Illinois 72-66 (1/5/02)
 Defeated opponent ranked 11-25 by A.P.: No. 12 Illinois 70-53 (3/14/03)
 Defeated A.P. top-25 opponent on the road: at No. 22 Indiana 64-63 (2/13/02)

Wisconsin Individuals

Had a triple-double: never
 Had a double-double: Mike Wilkinson (18-10) at Michigan State (3/2/04)
 Four players scored in double figures: vs. Richmond (3/19/04)
 Five players scored in double figures: vs. UW-Milwaukee (12/13/03)
 Six players scored in double figures: vs. Eastern Illinois (12/28/95)
 No Badger scored in double figures: vs. Butler (1/30/01)
 One Badger scored in double figures: at Ohio State (1/28/03)
 Scored 30-39 points: 33, Devin Harris vs. Ohio State (2/14/04)
 Scored 40 or more points: 42, Michael Finley at Eastern Michigan (12/10/94)
 Two or more Badgers scored 30 points, same game: Joe Franklin (31) and Chuck Nagle (30) vs. Purdue (3/2/68) — only other time this happened in school history was Jack Brens (31) and Ken Siebel (31) vs. Utah (12/28/62)
 Two or more Badgers scored 20 points, same game: Devin Harris (21) and Mike Wilkinson (20) vs. Michigan State (3/13/04)
 Perfect at the FT line (10 att.): 12-12, Sean Mason at Penn State (2/14/98)
 Had 15-19 rebounds: 18, Alando Tucker vs. UNLV (12/7/02)
 Had 20-29 rebounds: 25, Joe Chrmelich vs. St. Mary's (12/2/76)
 Had 30 or more rebounds: 30, Paul Morrow vs. Purdue (1/3/53)
 Had 10 or more assists: 12, Mike Kelley vs. Maryland (11/29/00)
 Had 5-9 steals: 5, Devin Harris at Ohio State (1/28/04)
 Had 10 or more steals: 10, Mike Kelley vs. Texas (12/7/99)
 Had 5-8 blocked shots: 5, Mike Wilkinson vs. Indiana (1/6/04)
 Had 9 or more blocked shots: 9, Brad Sellers vs. Toledo (11/29/82)

Wisconsin Team Field Goal Shooting

Shot 50-59 percent: .533 vs. Illinois (3/14/04)
 Shot 60-69 percent: .607 vs. Penn State (2/1/03)
 Shot 70 percent or better: .744 vs. Army (12/30/79)
 Made 30-39 field goals: 31 vs. Purdue (2/29/04)
 Made 40-49 field goals: 42 vs. Iowa (3/9/94)
 Made 50 or more field goals: never
 Attempted 60-69 field goals: 60 vs. Purdue (2/29/04)
 Attempted 70-79 field goals: 70 vs. Rhode Island (12/3/99)

Attempted 80-89 field goals: 83 vs. Northwestern (1/28/95)
 Attempted 100 or more field goals: 102 vs. South Dakota (12/9/72)

Wisconsin Team 3-Point Field Goal Shooting

Shot 40-49 percent (min. 8 att.): .444 vs. Pittsburgh (3/21/04)
 Shot 50-59 percent (min. 8 att.): .500 vs. Michigan (2/26/03)
 Shot 60-69 percent (min. 8 att.): .600 vs. Texas Southern (12/21/02)
 Shot 70-79 percent (min. 8 att.): .706 vs. Michigan (2/16/00)
 Shot 80-89 percent (min. 8 att.): .889 vs. N. Dakota State (12/10/86)
 Shot 90 percent or better (min. 8 att.): .900 at Illinois (1/25/97)
 Made 10-14 3-point field goals: 10 vs. Indiana (1/6/04)
 Made 15 or more 3-point field goals: 15 vs. Missouri (3/19/94)
 Attempted 20-29 3-point field goals: 21 vs. Michigan State (3/13/04)
 Attempted 30-39 3-point field goals: 30 vs. Maryland (11/29/00)
 Attempted 40 or more 3-point field goals: 40 vs. Temple (12/3/01)

Wisconsin Free Throw Shooting

Shot 80-89 percent (min. 12 att.): .833 at Michigan State (3/2/04)
 Shot 90-99 percent (min. 12 att.): .917 vs. Iowa (3/8/02)
 Shot 100 percent (min. 12 att.): 12-12 vs. Marquette (12/4/90)
 Made 20-29 free throws: 25 vs. Minnesota (2/4/04)
 Made 30-39 free throws: 32 vs. Ohio State (2/14/04)
 Made 40 or more free throws: 40 vs. Minnesota (1/12/53)
 Attempted 30-39 free throws: 38 vs. Ohio State (2/14/04)
 Attempted 40-49 free throws: 41 vs. Eastern Illinois (11/25/03)
 Attempted 50-59 free throws: 50 at Indiana (2/12/62)
 Attempted 60 or more free throws: 61 at Michigan (2/21/53)

Wisconsin Scoring

Scored 80-89 points: 82 vs. Purdue (2/29/04)
 Scored 90-99 points: 91 vs. UNLV (12/7/02)
 Scored 100 or more points: 105 vs. Eastern Illinois (12/28/95)

Wisconsin Rebounds

Had 40-49 rebounds: 40 vs. College of Charleston (1/3/04)
 Had 50-59 rebounds: 52 vs. Rhode Island (12/3/99)

Wisconsin Assists

Had 20-29 assists: 21 vs. Indiana (1/6/04)
 Had 30 or more assists: 30 vs. Iowa (3/9/94)

Wisconsin Blocked Shots

Had at least 10 blocked shots: 12 vs. Northwestern (3/9/00)

Wisconsin Steals

Had 10-14 steals: 13 vs. Minnesota (3/12/04)
 Had 15 or more steals: 16 vs. New Hampshire (12/11/02)

All-Time Results

1898-99

Record: 0-3
 Coach: Dr. J.C. Elsom
 J 21 UW-Milw. AlumniL15-25
 F 18 LawrenceL18-20
 M 4 UW-Milw. AlumniL10-13

1899-1900

Record: 1-1
 Coach: Dr. J.C. Elsom
 F 17 MinnesotaL15-17
 F 23 Wayland AcademyW25-15

1900-01

Record: 1-1
 Coach: Dr. J.C. Elsom
 J 18 Wayland AcademyW35-22
 F 23 MinnesotaL15-42

1901-02

Record: 7-3
 Coach: Dr. J.C. Elsom
 D 13 Lewis InstituteW32-21
 D 14 Armour InstituteW20-14
 D 27 UW-MilwaukeeW37-18
 J 1 Yale (N1)L20-35
 J 4 UW-Milw. AlumniW48-12
 J 11 La Crosse YMCAW59-16
 J 25 LawrenceW51-20
 F 15 Sun PrairieW18-9
 F 22 MinnesotaL10-30
 M 7 RiponL21-28
 N1 — at Milwaukee

1902-03

Record: 5-2
 Coach: Dr. J.C. Elsom
 N 28 Sheboygan YMCAW45-16
 D 19 Dubuque YMCAW34-14
 F 21 MinnesotaL11-33
 F 28 Co. E Fond du LacL17-21
 M 6 Duluth YMCAW42-16
 M 7 UW-SuperiorW27-9
 M 13 Wausau YMCAW37-33

1903-04

Record: 11-4
 Coach: Dr. J.C. Elsom
 N 27 SheboyganW26-24
 N 28 Milwaukee ACL18-30
 D 19 Chicago YMCAL19-62
 D 29 Milwaukee West HSW27-20

STEINMETZ GOES FOR 50

Not many players can say they scored two-thirds of their team's points in a game. Early 20th century Badger star guard Chris Steinmetz accomplished this when he poured in 50 of UW's 75 points in a 75-10 victory over Co. G Sparta on Dec. 2, 1904.

F 5 Oshkosh YMCAW39-28
 F 6 Co. E Fond du LacW25-21
F 20 Milwaukee ACW35-13
 F 27 Northwestern Coll. (W)W41-31
 M 1 GrinnellW30-28
 M 2 Highland ParkW29-21
 M 3 Sioux City YMCAL16-44
 M 4 Nebraska WesleyanW47-32
 M 5 NebraskaL22-25
M 11 Co. G MadisonW22-15
 M 18 Co. F PortageW48-17

1904-05

Record: 10-8
 Coach: Emmett Angell
 D 2 Co. G SpartaW75-10
 D 3 UW-La CrosseW54-16
 D 27 SheboyganW45-28
 D 28 Co. G AppletonW26-12
 D 29 Co. F OcontoW55-17
 D 30 Two Rivers ACL30-31
J 7 BeloitW80-10
 J 12 Ohio StateL22-25
 J 13 RochesterW26-17
 J 14 Wash. ContinentalsL22-26
 J 16 Co. E New YorkL27-34
 J 17 ColumbiaL15-21
 J 18 Institute ACL20-34
 J 19 Sharon ACW41-31
 J 20 Buckland GuardsL31-34
 J 21 OberlinL31-41
 M 3 Co. F PortageW52-28
 M 17 ChicagoW29-24

1905-06

Record: 12-2; Big Ten 6-2 (2nd)
 Coach: Emmett Angell
 D 14 ManitowocW35-25
 D 15 MenashaW30-22
 D 16 UW-OshkoshW30-21
J 13 LawrenceW25-20
 J 19 Armour InstituteW37-15
 J 20 PurdueW34-14
F 3 PurdueW31-15
F 23 MinnesotaW31-24
 M 2 ChicagoL18-35
 M 3 IllinoisW36-32
M 9 ChicagoW22-19
M 10 Illinois #W1-0
M 16 Co. C HudsonW31-20
 M 17 MinnesotaL10-16
 # — forfeit

1906-07

BIG TEN CO-CHAMPIONS
 Record: 11-3; Big Ten 6-2 (T1st)
 Coach: Emmett Angell
D 8 MiltonW38-14
D 14 RiponW41-20
J 4 ColumbiaL9-30
 J 11 UW-StoutW29-19
 J 12 MinnesotaL11-18
 J 18 BeloitW38-11
 J 19 IllinoisW22-16
 J 25 PurdueW33-27
 J 26 ChicagoL14-24
F 1 IllinoisW47-13
F 21 NebraskaW35-31
M 6 ChicagoW22-11
M 9 MinnesotaW31-20
M 15 PurdueW37-10

1907-08

BIG TEN CO-CHAMPIONS
 Record: 10-2; Big Ten 7-1 (T1st)
 Coach: Emmett Angell
D 14 BeloitW38-13
D 20 Wisconsin AlumniW42-22
 J 17 PurdueW28-24
 J 18 IllinoisW28-20
J 23 PurdueW34-13
J 25 ChicagoW37-17
J 31 MinnesotaW29-16
 F 28 ChicagoL19-24
M 3 NebraskaW34-4
 M 7 MinnesotaW34-14
M 9 IllinoisW27-14
M 12 Chicago #L16-18
 # — Big Ten title playoff game, Madison

1908-09

Record: 8-4; Big Ten 5-4 (3rd)
 Coach: Haskell Noyes
D 19 LawrenceW53-13
J 8 RiponW36-10
J 13 BeloitW52-4
 J 15 PurdueL20-23
 J 16 IllinoisL19-28
J 23 IllinoisW20-10
 J 30 MinnesotaW14-13
F 6 ChicagoL15-18
F 27 PurdueW29-6
M 1 IowaW30-9
 M 6 ChicagoL4-18
M 9 MinnesotaW37-14

1909-10

Record: 9-5; Big Ten 7-5 (3rd)
 Coach: Haskell Noyes
D 15 BeloitW24-9
D 17 RiponW32-5
J 8 NorthwesternW55-9
 J 21 IllinoisL14-34
 J 22 PurdueL17-29
J 25 IllinoisW28-16
 J 28 ChicagoL14-16
 J 29 IndianaL11-13
F 5 MinnesotaW24-14
 F 25 MinnesotaL9-16
 F 26 NorthwesternW39-11
M 5 ChicagoW11-10
M 7 IndianaW33-8
M 12 PurdueW38-14

1910-11

Record: 9-6; Big Ten 6-6 (5th)
 Coach: Haskell Noyes
D 10 BeloitW32-9
D 17 RiponW43-8
J 7 LawrenceW39-9
 J 13 PurdueL16-34
 J 14 NorthwesternW29-9
J 21 IllinoisW20-17
J 28 ChicagoW46-22
F 3 IndianaW51-9
 F 4 MinnesotaL16-17
F 24 PurdueW45-17
M 1 MinnesotaL13-21
 M 4 ChicagoL22-24
M 8 NorthwesternW23-11
 M 10 IndianaL18-21
 M 11 IllinoisL18-21

1911-12

HELMS FOUNDATION NATIONAL CHAMPS
BIG TEN CO-CHAMPIONS
 Record: 15-0; Big Ten 12-0 (T1st)
 Coach: Walter Meanwell
D 9 BeloitW31-18
D 16 RiponW54-13
 D 20 BeloitW20-12
 J 5 IowaW38-12
 J 6 NorthwesternW32-19
J 13 IllinoisW27-10
J 20 MinnesotaW22-12
 J 27 ChicagoW18-15
F 12 IowaW30-5
F 17 IndianaW51-10
F 24 NorthwesternW46-11
M 2 ChicagoW34-24
 M 9 Minnesota (OT)W29-26
 M 15 IllinoisW23-15
 M 16 IndianaW32-21

1912-13

BIG TEN CHAMPIONS
 Record: 14-1; Big Ten 11-1 (1st)
 Coach: Walter Meanwell
D 7 RiponW40-13
D 12 BeloitW33-10
D 18 Lake ForestW44-15
 J 11 IllinoisW16-15
 J 13 PurdueW25-15
 J 18 MinnesotaW19-11
J 21 Ohio StateW22-11
J 25 ChicagoW31-18
 F 13 IndianaW30-19
 F 15 Ohio StateW27-22
F 21 IllinoisW18-13
F 25 MinnesotaW29-11
F 27 IndianaW48-10
M 1 PurdueW22-19
 M 7 ChicagoL10-23

1913-14

HELMS FOUNDATION NATIONAL CHAMPS
BIG TEN CHAMPIONS
 Record: 15-0; Big Ten 12-0 (1st)
 Coach: Walter Meanwell
D 13 KnoxW48-15
D 18 BeloitW45-15
J 6 ParsonsW50-0
 J 10 IllinoisW26-25
 J 12 IndianaW57-15
J 17 MinnesotaW28-7
 J 24 ChicagoW16-14
F 10 NorthwesternW38-9
F 13 Purdue (OT)W25-20
 F 17 NorthwesternW33-26
F 20 IllinoisW29-16
F 24 IndianaW46-24
 F 28 MinnesotaW27-9
M 6 ChicagoW25-18
 M 10 PurdueW27-13

1914-15

Record: 13-4; Big Ten 8-4 (3rd)
 Coach: Walter Meanwell
D 11 BeloitW28-16
D 14 Arkansas StateW45-7
D 18 LawrenceW29-21
J 2 UW-MilwaukeeW21-10
J 5 GrinnellW41-19
 J 9 IndianaW39-18

WISCONSIN HISTORY

J 11	Purdue (OT).....W	28-24
J 16	Minnesota.....W	23-20
J 18	Indiana.....W	47-15
J 23	Chicago.....L	19-24
F 8	Illinois.....L	19-39
F 13	Illinois.....L	17-19
F 16	Ohio State.....W	26-17
F 19	Purdue.....W	26-21
F 27	Minnesota.....W	31-7
M 6	Ohio State.....W	23-12
M 12	Chicago.....L	18-30

1915-16

**HELMS FOUNDATION NATIONAL CHAMPS
BIG TEN CHAMPIONS**

Record: 20-1; Big Ten 11-1 (1st)

Coach: Walter Meanwell

D 10	Beloit.....W	38-11
D 15	Lawrence.....W	46-16
D 30	Ripon.....W	27-15
D 30	Ripon Reserves.....W	41-7
D 31	UW-Milwaukee.....W	51-12
J 1	UW-Milwaukee Alumni.....W	24-18
J 1	UW-Milwaukee.....W	39-8
J 3	Wabash.....W	24-14
J 8	Purdue.....W	33-17
J 10	Iowa (OT).....W	36-31
J 15	Minnesota.....W	31-11
J 18	Northwestern.....W	22-18
J 22	Illinois.....L	20-27
J 29	Chicago.....W	29-18
F 14	Neb. Wesleyan.....W	25-20
F 19	Illinois.....W	34-14
F 25	Purdue.....W	35-22
F 28	Iowa.....W	39-17
M 4	Minnesota.....W	32-14
M 8	Chicago.....W	24-12
M 11	Northwestern.....W	24-21

1916-17

Record: 15-3; Big Ten 9-3 (4th)

Coach: Walter Meanwell

D 9	Beloit.....W	58-11
D 13	Ripon.....W	30-17
D 16	North Central (IL).....W	50-21
D 20	Lawrence.....W	41-14
D 21	UW-Milwaukee M Club.....W	35-23
J 3	Ripon.....W	24-20
J 6	Ohio State.....W	30-22
J 8	Northwestern (OT).....W	29-21
J 13	Minnesota.....L	25-33
J 20	Illinois.....W	25-14
J 26	Chicago.....L	13-21
F 12	Northwestern.....W	23-21
F 17	Ohio State.....W	40-15
F 24	Illinois.....L	17-20
M 3	Chicago.....W	25-16
M 6	Indiana.....W	29-14
M 10	Minnesota.....W	16-13
M 15	Indiana.....W	18-16

1917-18

BIG TEN CHAMPIONS

Record: 14-3; Big Ten 9-3 (1st)

Coach: Guy Lowman

D 8	Beloit.....W	26-21
D 13	Ripon.....W	33-13
D 15	North Central (IL).....W	18-13
D 19	Marquette.....W	15-14
J 2	Ripon.....W	35-16
J 5	Northwestern.....L	17-33
J 8	Iowa.....W	36-22
J 19	Illinois.....W	22-21
J 21	Iowa.....W	34-19
J 26	Purdue.....W	21-16
F 16	Chicago.....L	21-23
F 23	Illinois.....W	23-15
M 2	Minnesota.....W	18-17

M 7	Northwestern.....W	26-18
M 9	Chicago.....W	16-13
M 13	Purdue.....W	24-18
M 16	Minnesota.....L	11-19

1918-19

Record: 5-11; Big Ten 3-9 (10th)

Coach: Guy Lowman

D 27	Camp Grant (OT).....W	16-15
D 28	Great Lakes.....L	14-43
D 30	UW-Milwaukee.....W	39-18
J 4	Great Lakes.....L	12-14
J 11	Northwestern.....L	15-20
J 18	Minnesota.....L	11-38
J 25	Illinois.....L	15-25
F 1	Chicago.....L	19-24
F 10	Iowa.....W	29-18
F 15	Illinois.....L	14-16
F 22	Northwestern.....L	23-32
F 24	Indiana.....W	29-16
M 1	Minnesota.....L	12-23
M 8	Chicago.....W	25-15
M 10	Iowa.....L	27-29
M 15	Indiana.....L	12-22

1919-20

Record: 15-5; Big Ten 7-5 (5th)

Coach: Guy Lowman

D 5	UW-River Falls.....W	36-17
D 13	Ripon (OT).....W	19-16
D 16	Beloit.....W	33-11
D 19	Ripon.....W	20-13
D 20	UW-Oshkosh.....W	17-7
J 1	UW-Milwaukee.....W	36-10
J 3	Great Lakes.....W	27-19
J 5	Iowa.....W	35-18
J 10	Great Lakes.....W	33-15
J 17	Chicago.....L	19-37
J 19	Iowa.....L	20-21
J 24	Illinois.....L	20-43
J 31	Minnesota.....W	28-12
F 14	Michigan.....W	40-13
F 21	Illinois.....W	33-29
F 24	Ohio State.....W	31-27
F 28	Minnesota.....L	26-32
M 6	Michigan.....L	20-23
M 8	Ohio State.....W	34-22
M 12	Chicago.....W	26-17

1920-21

BIG TEN CO-CHAMPIONS

Record: 13-4; Big Ten 8-4 (T1st)

Coach: Walter Meanwell

D 10	Knox.....W	29-16
D 12	UW-River Falls.....W	28-8
D 17	UW-La Crosse.....W	24-12
D 18	Marquette.....W	23-18
D 29	South Dakota St.W	24-11
J 3	Northwestern.....L	12-13
J 8	Michigan.....W	27-24
J 15	Chicago.....L	27-39
J 22	Illinois.....W	23-18
J 24	Michigan.....W	25-17
J 29	Minnesota.....L	21-22

MR. VERSATILITY

Emmett Angell led the Badgers to a runner-up finish as a player-coach in the inaugural season of Big Ten basketball (1906). Angell averaged 6.9 points per game as the Badgers rolled up a 12-2 overall record and 6-2 league mark, good for second place behind Minnesota. Angell coached Wisconsin to a 43-15 (.741) record (including the school's first two league titles in 1907 and 1908) in four seasons (1905-08). Angell also was a driving force in establishing basketball at Wisconsin and in the Western Conference (now the Big Ten).

F 12	Northwestern.....W	22-10
F 19	Illinois.....L	9-17
F 21	Ohio State.....W	40-21
F 26	Chicago.....W	25-19
M 5	Minnesota.....W	18-12
M 8	Ohio State.....W	34-24

1921-22

Record: 14-5; Big Ten 8-4 (T2nd)

Coach: Walter Meanwell

D 10	Michigan State.....W	27-13
D 16	Butler.....L	20-26
D 17	Ripon.....W	27-17
D 20	Knox.....W	15-9
D 22	UW-Milw. M Club.....W	23-19
D 23	UW-La Crosse.....W	24-21
J 3	Nebraska.....W	27-14
J 7	Iowa.....W	18-15
J 9	Northwestern.....W	21-9
J 14	Michigan (OT).....W	18-16
J 21	Minnesota.....L	15-17
F 10	Illinois.....W	25-23
F 13	Iowa.....L	18-24
F 18	Michigan.....L	17-18
F 22	Northwestern.....W	23-11
F 27	Illinois.....L	35-37
M 4	Minnesota.....W	34-20
M 8	Chicago.....W	24-17
M 11	Chicago.....W	31-24

1922-23

BIG TEN CO-CHAMPIONS

Record: 12-3; Big Ten 11-1 (T1st)

Coach: Walter Meanwell

D 15	Butler.....L	13-20
D 19	Lombard.....W	37-9
J 3	Marquette.....L	8-9
J 6	Northwestern.....W	21-10
J 8	Indiana.....W	17-10
J 13	Chicago.....W	24-11
J 20	Minnesota.....W	24-12
F 6	Purdue.....L	13-17
F 14	Michigan.....W	18-15
F 19	Michigan.....W	16-11
F 24	Purdue.....W	20-19
M 3	Minnesota.....W	36-10
M 5	Northwestern.....W	29-17
M 10	Chicago.....W	33-11
M 12	Indiana.....W	35-17

1923-24

BIG TEN CO-CHAMPIONS

Record: 11-5-1; Big Ten 8-4 (T1st)

Coach: Walter Meanwell

D 8	Milliken.....W	53-13
D 14	DePauw (30T).....T	25-25
D 19	Marquette.....W	27-7
J 2	Franklin College.....L	18-21
J 5	Indiana.....W	23-21
J 12	Northwestern.....W	25-10
J 14	Indiana.....W	28-27
J 26	Chicago.....L	18-35
F 12	Butler.....W	25-23
F 16	Illinois.....W	13-12

F 23	Ohio State.....L	13-27
F 25	Illinois.....L	20-31
M 1	Northwestern.....W	23-14
M 3	Ohio State.....W	30-20
M 8	Iowa.....L	19-22
M 11	Iowa.....W	36-26
M 15	Chicago.....W	30-14

1924-25

Record: 6-11; Big Ten 3-9 (9th)

Coach: Walter Meanwell

D 12	Wabash.....W	21-20
D 19	Butler.....L	16-22
D 22	Grinnell.....W	29-15
J 6	DePauw.....W	27-22
J 10	Minnesota.....L	14-16
J 13	Ohio State.....L	20-27
J 19	Michigan.....L	12-14
J 24	Minnesota.....L	14-25
F 11	Franklin College.....L	11-26
F 16	Iowa.....W	16-15
F 21	Illinois.....L	25-35
F 23	Purdue.....L	22-30
F 28	Michigan.....L	16-27
M 3	Iowa.....W	25-23
M 9	Illinois.....W	24-9
M 12	Purdue.....L	26-32
M 14	Ohio State.....L	23-37

1925-26

Record: 8-9; Big Ten 4-8 (T8th)

Coach: Walter Meanwell

D 7	North Dakota St.L	11-16
D 12	South Dakota St.W	48-9
D 18	Marquette.....W	42-26
J 2	DePauw.....W	32-31
J 5	Minnesota.....W	36-24
J 11	Indiana.....W	33-31
J 16	Chicago.....L	15-17
J 23	Northwestern.....W	35-27
F 5	Butler.....W	31-24
F 13	Chicago.....W	26-23
F 16	Northwestern.....L	26-36
F 20	Purdue.....L	21-29
F 22	Michigan.....L	13-22
F 26	Purdue.....L	31-32
M 1	Michigan (OT).....L	23-24
M 5	Minnesota.....L	19-31
M 9	Indiana.....L	20-35

1926-27

Record: 10-7; Big Ten 7-5 (T4th)

Coach: Walter Meanwell

D 17	Franklin College.....L	24-27
D 22	Marquette.....W	29-26
D 30	DePauw.....W	24-20
J 3	Syracuse (N1).....W	31-24
J 8	Indiana.....L	23-28
J 10	Ohio State.....W	25-16
J 15	Northwestern.....W	28-18
J 17	Chicago (OT).....W	33-30
J 22	Northwestern.....W	25-24
F 8	Notre Dame.....L	14-19
F 12	Chicago.....W	31-20
F 19	Ohio State.....L	16-20
F 22	Iowa.....W	24-21
F 26	Indiana.....L	23-31
F 28	Illinois.....L	28-32
M 5	Illinois.....W	39-13
M 11	Iowa.....L	17-26

1927-28

Record: 13-4; Big Ten 9-3 (T3rd)

Coach: Walter Meanwell

D 10	Coe.....W	18-6
D 16	Butler.....W	25-18

WISCONSIN HISTORY

STREAKING

The longest winning streak in Wisconsin history (29 games) was put together by the 1911-12 and 1912-13 teams. The '11-12 club went 15-0 and the '12-13 squad won its first 14 games before dropping its season finale at the University of Chicago.

D 19	DePauwW32-17
J 2	Oregon StateW36-21
J 7	Ohio StateW30-13
J 9	MichiganW26-22
J 14	MinnesotaW35-26
J 16	IllinoisL33-34
F 7	Notre DameL14-21
F 11	MinnesotaW38-18
F 18	Ohio StateW21-18
F 20	IowaW31-21
F 23	PurdueW28-22
F 25	PurdueL15-31
M 3	IowaW20-17
M 5	MichiganL19-42
M 9	IllinoisW32-22

1928-29

BIG TEN CO-CHAMPIONS

Record: 15-2; Big Ten 10-2 (T1st)
Coach: Walter Meanwell

D 10	Franklin CollegeW37-19
D 15	Pittsburgh (N1)W34-24
D 29	LombardW29-12
J 1	CarletonW32-24
J 5	MinnesotaW29-21
J 7	MichiganL23-31
J 12	ChicagoW33-21
J 14	IndianaW24-20
J 19	MinnesotaW39-17
J 21	PurdueW31-26
F 12	BradleyW48-22
F 16	IndianaW27-25
F 18	NorthwesternW37-23
F 23	NorthwesternW31-25
F 25	PurdueW27-24
M 4	MichiganL22-37
M 9	ChicagoW19-15

N1 — at Milwaukee

1929-30

Record: 15-2; Big Ten 8-2 (2nd)
Coach: Walter Meanwell

D 14	MonmouthW28-10
D 19	CarletonW27-18
D 28	LombardW22-11
D 31	Iowa StateW34-17
J 4	NorthwesternL14-23
J 11	Ohio StateW32-25
J 18	IllinoisW14-9
J 20	ChicagoW33-23
J 23	Indiana (OT)W23-21
F 8	CarrollW22-13
F 11	MarquetteW29-15
F 13	MarquetteW29-22
F 15	NorthwesternW29-22
F 22	ChicagoL21-23
F 24	IllinoisW23-17
M 3	Ohio StateW32-23
M 8	IndianaW34-23

1930-31

Record: 8-9; Big Ten 4-8 (T7th)
Coach: Walter Meanwell

D 13	CarrollW17-14
------	---------	--------	-----------

D 18	PennsylvaniaW25-12
D 22	MissouriW37-9
D 30	MarquetteL14-16
J 5	IllinoisW12-9
J 10	Ohio StateL19-29
J 12	MichiganL17-23
J 17	IowaW24-13
J 19	MinnesotaL26-28
J 24	IllinoisW30-20
F 9	Washington U.W39-9
F 14	MinnesotaL15-42
F 16	IowaL17-19
F 21	PurdueL27-46
F 23	Ohio StateW28-24
F 28	MichiganL15-26
M 2	PurdueL17-24

1931-32

Record: 8-10; Big Ten 3-9 (T8th)
Coach: Walter Meanwell

D 11	Brigham YoungW30-16
D 15	PittsburghW30-29
D 21	MarquetteL23-26
D 30	Maryland (OT)W32-30
J 4	at Northwestern (OT)L30-31
J 9	MichiganL18-24
J 11	PurdueL22-38
J 16	ChicagoW24-18
J 18	NorthwesternL24-28
F 8	MarquetteW18-16
F 10	ButlerW28-17
F 15	IndianaL21-33
F 20	MinnesotaL17-43
F 22	ChicagoW34-23
F 27	PurdueL21-28
F 29	MichiganL13-33
M 5	IndianaW35-26
M 7	MinnesotaL21-23

1932-33

Record: 7-13; Big Ten 4-8 (8th)
Coach: Walter Meanwell

D 10	CarletonL29-34
D 17	MarquetteL16-18
D 22	MarylandW22-13
D 30	Michigan StateW26-16
J 3	MarquetteL16-22
J 7	ChicagoW26-17
J 9	IowaW21-19
J 14	Indiana (OT)W38-37
J 16	NorthwesternL22-40
F 3	Loyola (IL)W28-26
F 6	Ohio StateL30-31
F 11	IllinoisL25-38
F 13	IowaL25-31
F 18	Indiana (OT)L28-29
F 20	IllinoisL15-29
F 25	NorthwesternL28-30
F 27	UW-Stevens PointL24-28
M 4	Ohio StateL20-37
M 6	ChicagoW28-16
M 7	Loyola (IL)L24-39

1933-34

Record: 14-6; Big Ten 8-4, (T2nd)
Coach: Walter Meanwell

D 4	RiponW47-18
D 8	CarletonW38-18
D 11	CarrollW44-17
D 16	MarquetteW32-30
D 20	UW-Stevens PointW35-10
D 30	ButlerW37-27
J 2	MarquetteL26-28
J 6	IllinoisL17-20
J 8	IowaL26-32
J 13	MichiganW34-23
J 15	PurdueL26-27
F 5	Michigan StateL22-23

F 10	MinnesotaW31-30
F 12	Ohio StateW42-23
F 17	IllinoisW28-22
F 19	MichiganW32-26
F 24	Ohio StateW44-38
F 26	PurdueL25-37
M 3	IowaW35-32
M 5	MinnesotaW34-23

1934-35

BIG TEN CO-CHAMPIONS

Record: 15-5; Big Ten 9-3 (T1st)
Coach: Harold Foster

N 30	Franklin CollegeW34-11
D 7	CarletonW27-26
D 10	WabashW33-20
D 15	MarquetteW29-20
D 22	MarquetteL25-33
D 29	PittsburghL27-31
D 31	Michigan St. (OT)W23-21
J 5	PurdueL18-19
J 7	NorthwesternW16-9
J 12	IndianaW30-23
J 14	MichiganW34-20
J 19	NorthwesternL31-36
J 21	MinnesotaW38-31
F 9	DePauwW28-27
F 11	ChicagoW26-24
F 16	Indiana (OT)W37-27
F 18	MinnesotaW28-27
F 23	MichiganW33-19
M 2	ChicagoW48-25
M 4	PurdueL24-43

1935-36

Record: 11-9; Big Ten 4-8 (8th)
Coach: Harold Foster

D 2	DePauwW18-16
D 6	Michigan StateW26-21
D 9	HamlineW29-20
D 14	MarquetteW35-22
D 21	MarquetteW46-21
D 23	DePaulL22-27
J 1	WashburnW36-27
J 4	Ohio StateL23-44
J 6	Chicago (OT)W38-36
J 11	IllinoisL27-29
J 13	IowaW27-21
J 20	IndianaL24-26
F 8	ButlerW28-24
F 10	Ohio StateW34-25
F 15	IllinoisL20-36
F 17	IowaL25-32
F 22	IndianaL21-54
F 24	NorthwesternL28-33
F 29	ChicagoW40-32
M 2	NorthwesternL26-49

1936-37

Record: 8-12; Big Ten 3-9 (T8th)
Coach: Harold Foster

D 4	Ball StateW38-33
D 7	North DakotaW42-25
D 12	MarquetteW29-21
D 19	MarquetteW35-29
D 21	PittsburghL30-41
D 23	ButlerL23-43
D 30	DePaulL17-33
J 4	PurdueL30-43
J 9	IllinoisL28-31
J 11	Ohio StateL22-28
J 16	MichiganL31-43
J 18	IowaW29-23
F 6	Michigan StateW22-17
F 8	Ohio State (OT)W35-33
F 13	MinnesotaL32-37
F 20	IowaL35-43
F 22	IllinoisL31-48

F 27	MinnesotaL17-30
M 1	PurdueW46-43
M 6	MichiganL27-41

1937-38

Record: 10-10; Big Ten 5-7 (7th)
Coach: Harold Foster

D 4	MarquetteL21-32
D 6	North DakotaW41-22
D 11	PittsburghW44-36
D 13	Notre DameL31-33
D 18	MarquetteL32-38
D 31	MissouriW40-29
J 3	NorthwesternL38-47
J 8	MinnesotaW35-28
J 10	ChicagoW50-27
J 15	PurdueL34-40
J 17	MichiganW39-30
F 5	Michigan StateW30-27
F 7	IndianaL44-47
F 12	NorthwesternL23-27
F 14	ChicagoW46-32
F 19	PurdueL39-46
F 21	MichiganL29-58
F 23	PennsylvaniaW52-44
F 28	IndianaW34-32
M 5	MinnesotaL28-35

1938-39

Record: 10-10; Big Ten 4-8 (7th)
Coach: Harold Foster

D 2	BeloitW41-26
D 5	MarquetteW27-26
D 10	Notre DameW45-39
D 17	MarquetteL27-46
D 19	ButlerL21-24
D 20	Xavier (OH)W27-26
J 2	DetroitW34-27
J 7	IowaW28-24
J 9	ChicagoL18-28
J 14	IndianaL19-43
J 16	MichiganW42-39
J 21	IllinoisL34-37
F 4	Michigan StateW39-37
F 6	PurdueL31-39
F 13	NorthwesternL27-37
F 18	Purdue (OT)W32-30
F 20	MinnesotaL32-34
F 25	Ohio StateL38-46
F 27	MinnesotaW35-25
M 4	ChicagoL33-39

1939-40

Record: 5-15; Big Ten 3-9 (9th)
Coach: Harold Foster

D 4	CarletonW37-19
D 9	MarquetteW46-39
D 12	Notre DameL33-51
D 16	MarquetteL28-41
D 30	Nebraska (N1)L43-53
J 2	StanfordL26-39
J 6	ChicagoW20-18
J 8	MichiganL39-44
J 13	PurdueL36-49
J 15	IndianaL34-40
F 3	Michigan StateL41-48
F 5	ButlerL46-50
F 10	IowaL35-37
F 12	MinnesotaW36-34
F 17	Ohio StateL35-41
F 19	IllinoisL35-37
F 24	Purdue (OT)L45-48
F 26	MinnesotaL39-44
M 2	NorthwesternL44-47
M 4	ChicagoW46-31

N1 — at Milwaukee

1940-41

**NCAA CHAMPIONS
BIG TEN CHAMPIONS**

Record: 20-3; Big Ten 11-1 (1st)
Coach: Harold Foster

D 2	Ripon (N1)W	39-20
D 7	MarquetteW	38-32
D 14	Notre DameW	44-43
D 18	PittsburghL	34-36
D 21	MarquetteL	30-40
D 31	Princeton (N2)W	52-40
J 4	NebraskaW	46-31
J 6	MinnesotaL	27-44
J 11	IowaW	49-35
J 13	Purdue (OT)W	48-42
J 18	MichiganW	40-30
J 20	ChicagoW	44-37
J 25	Ohio StateW	46-31
F 8	ButlerW	59-55
F 10	Northwestern (OT)W	48-46
F 15	IllinoisW	46-30
F 17	PurdueW	43-42
F 22	ChicagoW	65-25
F 24	IndianaW	38-30
M 1	MinnesotaW	42-32
NCAA Tournament (Eastern Regional, Madison, Wis.)			
M 21	DartmouthW	51-50
M 22	PittsburghW	36-30
NCAA Championship (Kansas City, Mo.)			
M 29	Washington StateW	39-34
N1 — at Wisconsin Rapids			
N2 — at Milwaukee			

1941-42

Record: 14-7; Big Ten 10-5, (T2nd)
Coach: Harold Foster

D 1	CarrollW	56-35
D 6	MarquetteW	35-34
D 13	Notre DameW	43-35
D 20	MarquetteW	36-25
D 31	Dartmouth (N1)L	49-57
J 3	IllinoisL	40-55
J 5	IndianaL	34-38
J 10	IowaL	45-49
J 12	ChicagoW	56-24
J 17	Northwestern (N2)W	49-46
J 19	MichiganW	58-36
J 24	IndianaW	42-36
F 7	Great LakesL	42-47
F 9	ChicagoW	54-20
F 14	Ohio StateW	49-39
F 16	PurdueL	34-40
F 21	NorthwesternW	59-47
F 23	IllinoisL	43-45
F 28	Ohio StateW	44-39
M 2	MinnesotaW	49-47
M 7	IowaW	62-45
N1 — at Milwaukee			
N2 — at Chicago Stadium			

1942-43

Record: 12-9; Big Ten 6-6 (T4th)
Coach: Harold Foster

D 5	MarquetteW	45-36
D 12	Camp GrantW	38-36
D 14	Notre Dame (OT)L	59-61
D 19	MarquetteW	50-38
D 21	OklahomaW	48-37
D 31	Harvard (N1)W	58-41
J 4	HamlineW	41-37
J 9	Northwestern (N2)W	67-65
J 11	IllinoisL	40-52
J 15	MichiganL	34-38
J 16	MichiganW	55-34
J 26	Great LakesL	43-61
J 30	MinnesotaW	54-33
F 6	Great LakesL	48-55

F 8	ChicagoW	74-30
F 13	IndianaL	44-51
F 15	IndianaW	57-53
F 20	IllinoisL	26-50
F 22	NorthwesternL	54-56
F 27	PurdueW	53-45
M 1	MinnesotaL	34-48
N1 — at Milwaukee			
N2 — at Chicago Stadium			

1943-44

Record: 12-9; Big Ten 9-3 (T2nd)
Coach: Harold Foster

N 29	DePauw Pre-Flight	..W	28-25
D 4	MarquetteL	43-51
D 11	Notre DameL	31-41
D 13	Camp GrantL	40-51
D 18	MarquetteW	40-37
D 31	Notre Dame (N1)W	47-45
J 3	Illinois (OT)L	43-45
J 7	IllinoisW	43-38
J 8	Northwestern (N2)L	38-60
J 14	MichiganW	50-41
J 15	MichiganW	42-31
J 29	MinnesotaW	49-30
F 4	Northwestern (2OT)	..W	50-47
F 7	Great LakesL	40-63
F 11	IndianaW	62-43
F 12	IndianaW	52-31
F 19	Purdue (OT)L	50-52
F 25	MinnesotaW	50-33
M 3	DePaul (N2)L	35-48
M 4	ChicagoW	74-46
M 5	Great LakesL	47-63
N1 — at Milwaukee			
N2 — at Chicago Stadium			

1944-45

Record: 10-11; Big Ten 4-8 (T6th)
Coach: Harold Foster

D 2	LawrenceW	48-22
D 9	MarquetteW	45-40
D 16	Notre DameL	46-57
D 20	Iowa Pre-Flight	..W	51-43
D 23	MarquetteW	46-39
D 30	Missouri (N1)W	52-37
J 6	NorthwesternL	37-52
J 8	Truax FieldW	53-42
J 13	MinnesotaW	46-37
J 22	Great LakesL	51-66
J 27	Northwestern (N2)W	44-43
J 29	PurdueL	34-45
F 2	MichiganL	39-50
F 3	Ohio StateL	36-40
F 4	Great LakesL	49-59
F 9	Ohio StateL	34-63
F 10	MichiganW	55-44
F 17	PurdueW	64-48
F 19	IowaL	53-54
F 24	IowaL	38-68
M 3	MinnesotaL	50-54
N1 — at Milwaukee			
N2 — at Chicago Stadium			

SHUTOUT

The only shutout in Big Ten basketball history occurred when Wisconsin defeated Parsons 50-0 in Madison on Jan. 6, 1914. The "perfect game" was just part of a perfect season during which Walter Meanwell's Badgers went 15-0.

FIELD HOUSE FIGHTS

In addition to being the home of the Wisconsin basketball team, the UW Field House hosted home Badger boxing matches for 28 years. Wisconsin dominated the NCAA boxing scene in those days, winning eight national championships.

1945-46

Record: 4-17; Big Ten 1-11 (9th)
Coach: Harold Foster

D 1	CarrollW	67-25
D 3	RiponW	59-24
D 8	MarquetteW	42-32
D 15	Notre DameL	51-65
D 17	Great LakesL	47-54
D 22	MarquetteL	41-62
D 23	Great LakesL	39-53
J 1	IllinoisL	31-56
J 5	MinnesotaL	45-59
J 7	IowaL	50-57
J 12	PurdueL	49-53
J 26	Northwestern (N1)L	34-56
J 28	PurdueL	46-59
F 2	MichiganW	58-57
F 9	NorthwesternL	58-63
F 11	MichiganL	56-66
F 16	IowaL	39-44
F 18	IllinoisL	53-72
F 23	Michigan StateL	48-59
M 1	Michigan StateL	52-56
M 4	MinnesotaL	57-58
N1 — at Chicago Stadium			

1946-47

BIG TEN CHAMPIONS
Record: 16-6; Big Ten 9-3 (1st)
Coach: Harold Foster

D 2	LawrenceW	61-43
D 7	MarquetteW	65-51
D 9	ButlerW	60-52
D 14	Notre Dame (OT)	..W	53-49
D 18	OklahomaL	40-56
D 21	MarquetteL	47-55
D 23	So. CaliforniaW	61-56
J 1	IllinoisW	53-47
J 4	IowaW	63-62
J 11	IndianaW	70-49
J 20	Michigan StateW	58-48
J 25	IllinoisL	37-63
J 27	NorthwesternW	45-44
F 3	IowaW	60-53
F 8	MinnesotaW	60-51
F 10	MichiganW	52-51
F 15	Northwestern (N1)W	54-42
F 22	Ohio StateL	56-57
F 24	PurdueW	72-60
M 1	MinnesotaL	55-58
NCAA Tournament (Eastern Regional, New York City)			
M 20	City College of NYL	56-70
M 22	NavyW	50-49
N1 — at Chicago Stadium			

1947-48

Record: 12-8; Big Ten 7-5 (T3rd)
Coach: Harold Foster

D 6	MarquetteW	57-50
D 8	ButlerW	61-53
D 12	PittsburghW	49-36
D 19	CaliforniaL	61-73
D 20	CaliforniaL	44-59
D 22	OklahomaL	49-75
D 31	MarquetteW	67-60
J 3	IllinoisW	52-47
J 5	MinnesotaW	59-50
J 10	IndianaW	58-54

J 12	IowaW	60-51
J 17	MichiganL	39-43
J 19	PurdueW	49-44
J 24	IllinoisL	36-57
F 7	Northwestern (N1)W	68-62
F 9	Michigan StateW	51-39
F 16	Ohio StateL	47-53
F 21	IowaL	40-62
F 23	NorthwesternW	59-54
M 1	MinnesotaL	41-46
N1 — at Chicago Stadium			

1948-49

Record: 12-10; Big Ten 5-7 (7th)
Coach: Harold Foster

D 1	RiponW	66-36
D 4	Marquette (OT)	..W	67-63
D 9	MissouriW	58-42
D 11	Loyola (IL)L	37-40
D 13	Notre DameL	54-60
D 21	Southern CaliforniaL	31-36
D 23	UCLAW	49-46
D 31	MarquetteW	60-34
J 3	IllinoisL	50-62
J 8	CreightonW	75-39
J 10	MinnesotaL	33-47
J 15	IndianaW	58-48
J 17	Ohio StateL	54-57
F 5	IllinoisL	54-61
F 7	MichiganL	38-40
F 12	Northwestern (N1)W	56-52
F 14	PurdueL	48-53
F 19	IowaL	60-61
F 21	NorthwesternW	57-46
F 26	Western OntarioW	79-45
F 28	IowaW	70-47
M 5	MinnesotaW	45-43
N1 — at Chicago Stadium			

1949-50

Record: 17-5; Big Ten 9-3 (2nd)
Coach: Harold Foster

D 3	MarquetteW	63-48
D 6	Kansas StateW	56-48
D 8	Oregon StateL	36-49
D 10	Loyola (IL)W	68-55
D 13	Notre DameW	56-48
D 17	MarquetteW	62-45
D 20	MissouriL	48-50
D 28	Rutgers (N1)W	68-55
D 30	UCLAW	54-52
J 2	IllinoisW	59-50
J 7	IndianaL	59-61
J 14	MichiganW	53-41
J 16	MinnesotaW	57-54
F 4	Ohio StateL	47-61
F 6	Michigan StateW	66-47
F 11	Northwestern (N2)W	66-59
F 13	Iowa (OT)W	66-62
F 18	IowaW	53-44
F 20	PurdueW	56-45
F 25	IllinoisL	58-76
F 27	NorthwesternW	67-53
M 4	MinnesotaW	60-54
N1 — at Iowa City, Iowa			
N2 — at Chicago Stadium			

1950-51

Record: 10-12; Big Ten 7-7 (T4th)
Coach: Harold Foster

D 2	MarquetteW	49-42
D 8	Loyola (IL)L	51-54
D 11	Notre Dame.....L	61-67
D 16	Marquette.....L	58-61
D 18	Kansas State.....L	58-77
D 19	St. Louis (OT).....L	48-53
D 28	San Jose StateW	75-59
J 1	Illinois (OT)L	69-71
J 6	Michigan.....W	61-52
J 8	Michigan State.....W	53-52
J 13	Ohio State.....W	74-67
J 15	NorthwesternW	68-56
F 1	ButlerW	60-35
F 3	Minnesota.....W	47-44
F 5	Ohio StateW	56-51
F 10	Illinois.....L	52-63
F 12	Purdue.....L	46-62
F 17	IowaL	60-73
F 24	Michigan StateW	35-29
F 26	MichiganL	50-52
M 3	PurdueL	61-64
M 5	Indiana.....L	58-68

1951-52

Record: 10-12; Big Ten 5-9 (7th)
Coach: Harold Foster

D 1	MarquetteW	48-46
D 8	Notre DameL	53-63
D 13	Loyola (LA)W	66-47
D 17	St. LouisW	55-54
D 22	Marquette.....L	47-51
D 27	Oregon (N1).....W	82-77
D 28	California (N1).....L	49-68
J 5	PurdueL	64-79
J 7	Illinois.....L	49-53
J 12	Ohio StateW	58-51
J 19	Northwestern.....W	74-58
J 21	Michigan State.....L	39-50
F 6	Butler.....W	62-60
F 9	MinnesotaL	47-54
F 11	Purdue.....L	67-78
F 16	Michigan StateL	55-57
F 18	Michigan.....L	55-56
F 23	IndianaL	48-63
F 25	MichiganW	69-53
M 1	Ohio State.....L	56-69
M 3	Iowa.....W	78-75
M 8	IllinoisW	58-48

N1 — at San Francisco

1952-53

Record: 13-9; Big Ten 10-8 (5th)
Coach: Harold Foster

D 5	MarquetteW	76-55
D 8	Loyola (LA).....W	81-60
D 15	IowaW	75-70
D 20	Purdue.....L	59-65
D 26	CaliforniaW	64-57
D 27	Oregon (N1).....L	64-66
D 29	Iowa.....L	66-83
J 3	PurdueW	50-46
J 5	Minnesota.....L	53-64
J 10	Illinois.....L	61-71
J 12	MinnesotaW	76-74
J 17	Northwestern.....W	78-56
J 19	Ohio StateW	64-51
F 7	IllinoisL	61-65
F 9	Indiana.....L	48-66
F 14	MichiganW	75-63
F 16	IndianaL	70-72
F 21	Michigan.....W	74-52
F 23	Michigan State.....L	45-53
F 28	Ohio State.....W	69-63
M 7	NorthwesternW	74-58
M 9	Michigan StateW	58-51

N1 — at Iowa City, Iowa

1953-54

Record: 12-10; Big Ten 6-8 (T5th)
Coach: Harold Foster

D 1	ButlerW	70-54
D 4	Marquette.....W	64-56
D 7	Loyola (IL).....W	75-54
D 12	MissouriW	64-53
D 14	OklahomaL	65-69
D 19	LSU.....W	82-66
D 21	Tulane (OT).....L	55-57
D 28	DenverW	67-48
J 2	PurdueW	66-57
J 4	Indiana.....L	64-70
J 9	Iowa.....L	54-71
J 11	NorthwesternW	64-47
J 16	IndianaL	74-90
J 18	Michigan State.....W	57-53
F 6	Ohio State.....W	79-73
F 13	Illinois (OT)L	64-70
F 15	MinnesotaL	68-78
F 20	MichiganW	77-56
F 22	Illinois.....L	64-66
F 27	Purdue.....L	66-71
M 1	Michigan StateW	79-56
M 6	Minnesota.....L	73-78

1954-55

Record: 10-12; Big Ten 5-9 (T6th)
Coach: Harold Foster

D 4	Notre Dame.....L	61-72
D 6	Western MichiganW	80-68
D 11	Oklahoma.....W	77-66
D 13	Missouri.....L	56-67
D 18	LSUW	107-68
D 20	TulaneL	66-69
D 29	PrincetonW	66-64
J 1	Illinois.....W	79-64
J 3	IowaL	69-86
J 8	Michigan State.....L	77-94
J 10	Michigan.....L	63-90
J 15	IndianaW	77-66
J 17	Butler.....W	57-53
F 5	Michigan StateL	70-73
F 7	Indiana.....L	58-65
F 12	Ohio StateW	86-63
F 14	Purdue.....L	63-75
F 19	IllinoisL	71-99
F 21	MinnesotaL	69-71
F 26	Northwestern.....L	72-80
F 28	PurdueW	75-73
M 5	Minnesota.....W	78-72

1955-56

Record: 6-16; Big Ten 4-10 (T8th)
Coach: Harold Foster

D 1	ButlerL	63-67
D 5	Notre Dame.....W	70-66
D 10	KansasL	66-74
D 12	So. MethodistL	62-75
D 19	NebraskaW	71-52
D 28	Washington.....L	53-54
D 29	California.....L	55-62
D 30	Stanford.....L	53-65
J 2	PurdueL	66-78
J 7	IndianaL	71-75
J 9	Illinois (8).....L	77-96
J 14	Ohio State (7) (20T).....L	98-100
J 16	MichiganW	69-58
F 4	Northwestern.....W	79-55
F 6	IowaL	74-78
F 11	MinnesotaL	71-77
F 13	Indiana.....W	69-67
F 18	Iowa.....L	66-80
F 20	Ohio StateL	71-79
F 25	Michigan.....L	68-78
F 27	Michigan State.....L	82-89
M 3	NorthwesternW	76-70

1956-57

Record: 5-17; Big Ten 3-11 (9th)
Coach: Harold Foster

D 1	South Dakota (OT)L	56-58
D 3	Butler.....L	50-54
D 8	Notre DameL	55-75
D 10	Nebraska.....L	51-53
D 15	Washington U.W	41-38
D 20	Bradley.....L	62-74
D 22	Kansas (1).....L	62-83
D 29	YaleW	64-46
J 5	Northwestern.....L	54-75
J 7	Indiana.....L	68-79
J 12	Illinois (10)L	63-79
J 14	Michigan.....L	62-71
J 19	IowaL	47-70
J 21	Ohio StateL	64-67
F 11	MichiganW	70-65
F 16	Ohio State.....L	50-63
F 18	Minnesota.....L	53-85
F 23	IndianaL	74-85
F 25	Michigan StateL	62-78
M 2	Purdue.....L	66-85
M 4	NorthwesternW	82-69
M 9	Iowa.....W	60-59

1957-58

Record: 8-14; Big Ten 3-11 (10th)
Coach: Harold Foster

D 2	South DakotaW	63-56
D 7	Notre DameL	53-75
D 9	Washington U.....W	43-33
D 16	RiceW	67-62
D 19	ButlerW	59-58
D 27	New Mexico (N1).....W	61-59
D 28	Wyoming (N1).....L	65-93
D 30	Utah.....L	70-72
J 4	IllinoisL	59-64
J 6	Michigan.....L	49-70
J 11	Ohio StateW	67-64
J 13	Illinois.....W	71-70
J 18	Purdue.....L	47-62
J 20	Michigan StateW	66-52
F 8	MinnesotaL	66-71
F 10	IndianaL	87-93
F 15	PurdueL	76-81
F 17	Iowa.....L	61-74
F 22	Michigan State.....L	59-93
F 24	Minnesota.....L	63-71
M 1	Northwestern.....L	65-82
M 3	MichiganL	65-72

N1 — New Mexico Classic, Albuquerque

1958-59

Record: 3-19; Big Ten 1-13 (10th)
Coach: Harold Foster

D 2	MarquetteL	47-76
D 6	Rice.....L	37-78
D 8	Southern Methodist.....L	63-81
D 13	Notre DameW	56-54

D 15	MissouriW	68-60
D 19	WashingtonL	48-62
D 20	California (N1).....L	53-68
D 30	Butler.....L	55-69
J 3	Minnesota.....L	66-79
J 5	IllinoisL	51-77
J 10	Purdue.....L	61-84
J 12	MichiganL	74-84
F 2	Michigan State (7)L	57-88
F 7	Ohio State.....L	72-78
F 9	PurdueW	91-86
F 14	IowaL	84-94
F 16	Illinois.....L	54-93
F 21	MinnesotaL	50-69
F 23	Michigan.....L	63-87
F 28	NorthwesternL	82-86
M 2	Michigan State (6).....L	73-93
M 7	Indiana.....L	71-97

N1 — at Iowa City, Iowa

1959-60

Record: 8-16; Big Ten 4-10 (9th)
Coach: John Erickson

D 1	ButlerL	82-88
D 5	Iowa StateL	53-71
D 7	Notre Dame.....L	58-78
D 12	Loyola (IL)W	85-67
D 14	Missouri.....L	66-78
D 19	Marquette.....L	66-84
D 21	StanfordW	61-60
D 26	Boston College (N1).....W	95-82
D 28	Canisius (N1).....L	65-80
J 2	Michigan StateL	79-91
J 4	IowaL	64-71
J 9	Purdue.....L	69-99
J 11	NorthwesternL	69-77
J 27	North DakotaW	92-80
J 30	Minnesota.....L	72-86
F 6	IndianaL	85-97
F 8	Ohio State (4)L	69-106
F 13	Indiana.....L	71-91
F 15	Iowa.....W	63-58
F 20	IllinoisW	75-63
F 22	Michigan (OT).....W	88-82
F 27	Ohio State (2).....L	68-93
F 29	Northwestern.....L	59-73
M 5	PurdueW	89-80

N1 — Queen City Tournament, Buffalo, N.Y.

1960-61

Record: 7-17; Big Ten 4-10 (8th)
Coach: John Erickson

D 1	Butler.....L	58-73
D 3	Air ForceW	80-67
D 5	Iowa State.....L	76-88
D 10	MarquetteW	55-51
D 17	Bradley (2).....L	66-88
D 20	NevadaW	89-56
D 28	Oregon State (N1).....L	54-56
D 29	Portland (N1) (OT).....L	71-79
D 30	Washington St. (N1).....L	72-78
J 7	Michigan State.....W	74-71

AB NICHOLAS

A two-time all-Big Ten performer for the Badgers, Ab Nicholas was one of Wisconsin's top players during the early 1950s. Nicholas earned letters in 1950, '51 and '52 as a guard for the Badgers. He earned all-league acclaim in 1951 and 1952 and was named the UW's MVP in those two seasons, as well. Nicholas was a Look Magazine second-team all-America choice in 1952. His 982 career points made him the all-time school scoring leader at the time of his graduation from the UW. Nicholas went on to serve as a member of the UW Board of Regents and is a member of the UW Athletic Hall of Fame. In 1995, Nicholas, along with his wife Nancy Johnson-Nicholas (also a UW graduate), gave \$10 million toward the construction of the Kohl Center. The Nicholas-Johnson Pavilion, adjacent to the Kohl Center, now bears their names.

WISCONSIN HISTORY

UW'S TITLES

NATIONAL

Helms Foundation, 1911-12
Helms Foundation, 1913-14
Helms Foundation, 1915-16
Helms Foundation, 1940-41
NCAA, 1941

BIG TEN

1907	1923
1908	1924
1912	1929
1913	1935
1914	1941
1916	1947
1918	2002
1921	2003

J 9 Iowa (6)L68-76
J 28 Loyola (IL)L79-87
J 30 Ohio State (1)L68-100
F 4 PurdueL58-69
F 6 IllinoisL73-77
F 11 NorthwesternL52-54
F 13 Iowa (9)L61-63
F 18 IndianaL84-98
F 20 MinnesotaW83-75
F 25 Ohio State (1)L74-97
F 27 MichiganW76-68
M 4 NorthwesternW75-61
M 6 IndianaL69-80
M 11 PurdueL81-88

N1 — Far West Classic, Portland, Ore.

1961-62

Record: 17-7; Big Ten 10-4 (2nd)
Coach: John Erickson

D 2 South DakotaW99-63
D 4 Florida StateW64-63
D 9 CincinnatiL67-86
D 11 Washington U.W91-63
D 16 PacificW92-68
D 20 MarquetteL75-92
D 26 Providence (N1)W95-84
D 28 Dayton (N1)W105-93
D 30 Cincinnati (N1) (2)L71-101
J 6 IowaW91-79
J 8 Michigan StateW83-78
J 23 North Dakota St.W102-50
J 27 PurdueW89-86
J 29 IllinoisW85-81
F 3 MinnesotaW94-88
F 5 MichiganL74-81
F 10 Michigan StateW77-72
F 12 IndianaW105-94
F 17 MichiganL65-84
F 19 IllinoisW103-101
F 24 NorthwesternW65-64
F 26 MinnesotaL90-92
M 3 Ohio State (1)W86-67
M 10 IowaL64-81

N1 — ECAC Holiday Festival, New York City

1962-63

Record: 14-10; Big Ten 7-7 (6th)
Coach: John Erickson

D 1 Air ForceW72-64
D 3 ArizonaL46-51
D 8 Texas-El PasoW73-59
D 10 Indiana StateL86-87
D 15 Miami (OH)W84-58
D 19 MarquetteW76-58

D 22 UCLAL63-77
D 28 Utah (N1)W94-72
D 29 Marquette (N1)W70-56
J 5 PurdueW74-66
J 12 Michigan StateL68-75
J 14 IowaL56-65
J 26 St. John's (NY)W85-52
F 2 MinnesotaL68-69
F 4 MichiganW81-78
F 9 Ohio StateL70-94
F 11 Illinois (4)W84-77
F 16 NorthwesternW78-65
F 18 MinnesotaL48-72
F 23 Illinois (6)L77-89
F 25 IndianaW102-96
M 2 Michigan State (OT)W92-89
M 4 IowaW75-69
M 9 MichiganL80-82

N1 — Milwaukee Classic

1963-64

Record: 8-16; Big Ten 2-12 (10th)
Coach: John Erickson

D 2 KentW88-77
D 7 OhioL76-77
D 10 PittsburghW85-83
D 14 Cincinnati (6)L60-65
D 17 GonzagaW115-71
D 20 Kentucky (N1) (2)L85-108
D 21 Princeton (N1) (OT)L87-90
D 27 Dartmouth (N2)W94-68
D 28 Georgia Tech (N2)W104-84
J 4 Ohio State (8)L85-101
J 6 Michigan StateL90-106
J 11 NorthwesternL63-76
J 13 IowaW79-61
J 28 MarquetteW72-68
F 1 MinnesotaL92-111
F 8 PurdueW81-80
F 11 NorthwesternL64-72
F 15 Ohio StateL74-92
F 17 Indiana (20T)L80-82
F 22 Michigan (2)L59-103
F 24 IndianaL82-108
F 29 PurdueL83-97
M 2 MinnesotaL96-105
M 7 IllinoisL73-97

N1 — Kentucky Invitational, Lexington
N2 — Milwaukee Classic

1964-65

Record: 9-13; Big Ten 4-10 (8th)
Coach: John Erickson

D 1 HoustonW76-65
D 8 PittsburghW80-63
D 12 Bowling GreenW87-56
D 15 IllinoisL56-70
D 18 Boston College (N1)L85-86
D 19 Marquette (N1)L61-62
D 26 Boston College (N2)W70-69
J 4 IowaL62-92
J 9 MinnesotaL57-81
J 11 PurdueW76-66
J 13 MarquetteL58-59
J 30 Ohio StateL86-98
F 1 Notre DameW98-90
F 6 Ohio StateL71-73
F 13 PurdueL74-83
F 16 Minnesota (9)L91-101
F 20 Indiana (7)L87-101
F 23 Northwestern (OT)W93-87
F 27 Michigan StateW99-89
M 2 Michigan (1)L75-98
M 6 NorthwesternW88-76
M 8 IndianaL73-92

N1 — Milwaukee Classic
N2 — Rainbow Classic, Honolulu

1965-66

Record: 11-13; Big Ten 6-8 (7th)
Coach: John Erickson

D 1 NebraskaL88-101
D 4 Notre DameW97-79
D 11 HoustonL57-82
D 14 IllinoisL70-90
D 17 Washington (N1)L67-81
D 18 West Virginia (N1)L93-101
D 20 MontanaW76-72
D 22 CincinnatiL74-87
D 29 PennsylvaniaW84-70
J 3 MarquetteW73-72
J 8 Iowa (7)W69-68
J 11 IllinoisL64-80
J 27 Hardin-SimmonsW83-63
J 29 MichiganL67-69
J 31 Ohio State (OT)L81-87
F 5 Michigan StateL65-79
F 7 IndianaW79-78
F 12 Michigan (10)L102-120
F 19 Michigan StateW78-77
F 21 NorthwesternL65-76
F 26 IowaL70-80
F 28 NorthwesternW90-62
M 5 PurdueW69-68
M 7 MinnesotaW87-74

— Milwaukee Classic

1966-67

Record: 13-11; Big Ten 8-6 (4th)
Coach: John Erickson

D 3 Cincinnati (10) (OT)L70-77
D 10 Bowling GreenL69-81
D 13 Iowa StateW80-73
D 16 Fordham (N1)W67-66
D 17 South Carolina (N1)W88-84
D 19 IllinoisL74-87
D 28 UCLA (N2) (1)L56-100
D 29 Michigan (N2)L88-98
D 30 Arizona (N2)W104-77
J 4 MarquetteL60-66
J 7 PurdueW79-76
J 10 MichiganW98-90
J 25 South DakotaW94-53
D 28 Michigan StateL61-68
F 4 Ohio State (OT)L84-90
F 11 IndianaL81-93
F 14 MinnesotaW85-75
F 18 Iowa (30T)W96-95
F 21 NorthwesternW110-94
F 25 Michigan StateW68-64
F 28 NorthwesternL82-91
M 4 Michigan (N3)W80-79
M 7 Iowa (OT)L87-90
M 11 IllinoisW102-92

N1 — Milwaukee Classic
N2 — Los Angeles Classic
N3 — at Detroit

1967-68

Record: 13-11; Big Ten 7-7 (5th)
Coach: John Erickson

D 2 DePauwW90-68
D 5 Notre DameL73-81
D 9 SMUW120-82
D 15 LSU (N1)W96-94
D 16 Marquette (N1)W70-62
D 20 FloridaW86-81
D 27 Pennsylvania (N2)W86-67
D 28 Temple (N2)L80-82
D 29 Duquesne (N2)L66-76
J 6 MichiganW77-75
J 9 PurdueL79-99
J 11 MarquetteL56-71
J 16 Michigan StateW70-68
J 30 MinnesotaW72-62
F 3 Ohio StateL64-86
F 6 IllinoisL60-68

F 10 IndianaW95-83
F 12 Ohio StateW86-78
F 17 IowaL61-69
F 24 Michigan StateL77-87
F 27 MinnesotaW94-82
M 2 PurdueW104-84
M 5 IndianaL85-93
M 9 NorthwesternL75-77

N1 — Milwaukee Classic
N2 — Quaker City Classic, Philadelphia

1968-69

Record: 11-13; Big Ten 5-9 (T8th)
Coach: John Powless

N 30 NebraskaL55-68
D 3 Kansas (4)W67-62
D 7 North DakotaW94-48
D 11 Notre Dame (7)L56-57
D 14 Northern IllinoisW69-67
D 21 FloridaL66-71
D 27 Ohio (N1)W74-68
D 28 Marquette (N1)L56-59
D 31 Kentucky (N2) (3)W69-65
J 4 PurdueL80-86
J 7 Michigan StateL67-77
J 11 Ohio State (16)L69-84
J 14 MinnesotaW68-61
J 28 Marquette (16)W56-50
F 1 Illinois (7)L73-86
F 4 IndianaL63-65
F 8 Ohio State (12)W77-73
F 11 MinnesotaW69-63
F 15 Purdue (8)L69-87
F 22 Michigan StateW76-64
F 25 IndianaL84-101
M 1 MichiganL79-84
M 4 NorthwesternL70-72
M 8 IowaW84-74

N1 — Milwaukee Classic
N2 — at Chicago Stadium

1969-70

Record: 10-14; Big Ten 5-9 (T6th)
Coach: John Powless

D 1 Ball StateW88-74
D 6 Southern MethodistW78-76
D 8 KansasL60-76
D 13 Southern IllinoisL69-74
D 16 Iowa StateL73-84
D 20 PittsburghW85-71
D 26 Utah State (N1)W81-74
D 27 Marquette (N1)L43-64
J 3 IllinoisL69-74
J 6 PurdueL74-90
J 10 IowaL74-92
J 13 MinnesotaW90-84
J 27 Marquette (7)L51-60
J 31 Ohio (13)W72-69
F 3 Illinois (14)W66-65
F 7 Michigan StateW89-79
F 10 Iowa (14)L100-119
F 14 MichiganW84-74
F 17 IndianaL77-89
F 21 NorthwesternL75-82
F 24 Ohio StateL86-98
F 28 MichiganW90-86
M 3 NorthwesternL82-87
M 7 Ohio StateL87-96

N1 — Milwaukee Classic

1970-71

Record: 9-15; Big Ten 4-10 (T7th)
Coach: John Powless

D 1 Eastern IllinoisW102-84
D 5 Michigan TechW114-70
D 8 PittsburghL76-81
D 12 Loyola (LA)W94-83
D 15 OhioL80-81

1970-71

Record: 13-11; Big Ten 6-8 (T5th)
Coach: John Powless

D 19	TulaneW	...96-77
D 29	Texas (N1)W	...89-73
D 30	Marquette (N1) (3)L	...69-72
J 9	MichiganL	...89-90
J 12	IllinoisL	...82-84
J 16	Ohio StateL	...69-83
J 19	NorthwesternW	...87-72
F 2	Marquette (1)L	...75-89
F 6	IowaL	...91-93
F 9	Southern IllinoisL	...75-86
F 13	NorthwesternL	...91-101
F 16	Ohio State (20)L	...71-79
F 20	Michigan StateL	...78-97
F 23	IllinoisW	...88-84
F 27	IowaW	...89-83
M 2	Indiana (T18) (20T)W	...94-87
M 6	MinnesotaL	...98-104
M 9	PurdueL	...77-81
M 13	MichiganL	...73-93
N1	— Milwaukee Classic		

1971-72

Record: 13-11; Big Ten 6-8 (T5th)
Coach: John Powless

D 1	Michigan TechW	...107-74
D 4	TulaneL	...70-72
D 6	Loyola (LA)W	...67-66
D 8	DePaulW	...92-69
D 11	Northern Michigan	..W	...104-65
D 13	Florida TechW	...90-58
D 18	PittsburghW	...80-63
D 27	Marshall (N1) (17)L	...83-85
D 28	Georgetown (N1)W	...82-62
J 3	Marquette (2)L	...60-72
J 8	IowaW	...81-80
J 11	Michigan StateL	...76-83
J 15	Indiana (17) (OT)W	...66-64
J 18	Minnesota (17)L	...59-65
F 5	Ohio State (9)L	...69-79
F 12	Indiana (OT)L	...76-84
F 15	PurdueW	...84-65
F 19	MinnesotaL	...73-76
F 22	PurdueW	...66-60
F 26	IllinoisL	...86-91
F 29	Michigan StateW	...101-74
M 4	NorthwesternL	...82-90
M 7	MichiganL	...70-93
M 11	IllinoisW	...97-84
N1	— Milwaukee Classic		

1972-73

Record: 11-13; Big Ten 5-9 (9th)
Coach: John Powless

N 25	UCLA (PS 1)L	...53-94
D 2	SIU-Edwardsville	...W	...100-74
D 4	Oral Roberts (12)L	...76-90
D 9	South DakotaW	...87-63
D 19	West VirginiaW	...77-59
D 29	Yale#W	...90-64
D 30	Marquette# (3) (20T)L	...73-75
J 3	PittsburghW	...72-70
J 6	Indiana (20)L	...64-78
J 8	IllinoisL	...74-76
J 13	Minnesota (8)L	...54-78
J 20	Michigan StateW	...93-80
J 22	Purdue (20)L	...59-66
J 27	NorthwesternL	...73-74
J 29	Minnesota (9)L	...64-81
F 3	Ohio StateW	...84-76
F 6	Marquette (7)L	...58-64
F 10	IllinoisW	...99-88
F 17	IowaL	...76-100
F 20	OhioW	...82-68
F 24	Indiana (10)L	...55-57
F 26	Purdue (20)W	...71-63
M 3	MichiganW	...94-79
M 10	Michigan State (OT)L	...78-79
#	— Milwaukee Classic		

1973-74

Record: 16-8; Big Ten 8-6 (T4th)
Coach: John Powless

D 1	RollinsW	...77-55
D 3	California-DavisW	...97-53
D 8	North Dakota St.W	...88-60
D 15	DePaulW	...92-51
D 19	West VirginiaW	...69-62
D 22	UW-MilwaukeeW	...73-46
D 28	SMU#W	...74-73
D 29	Marquette# (6) (OT)L	...48-49
J 5	NorthwesternW	...87-53
J 9	OhioW	...69-68
J 12	Indiana (T13)L	...51-52
J 19	IllinoisW	...101-75
J 26	Ohio StateW	...69-64
J 28	Michigan (20)L	...75-83
F 2	Minnesota (OT)L	...63-64
F 5	Marquette (6)L	...58-59
F 9	IowaW	...113-87
F 11	Indiana (12)L	...63-81
F 16	PurdueL	...80-107
F 23	Ohio StateW	...68-56
F 25	Michigan (17)L	...74-79
M 2	Michigan StateW	...87-80
M 4	IowaW	...74-58
M 9	NorthwesternW	...77-62
#	— Milwaukee Classic		

1974-75

Record: 8-18; Big Ten 5-13 (8th)
Coach: John Powless

N 30	OhioW	...71-62
D 4	St. Mary's (CA)L	...80-62
D 7	Iowa StateW	...86-84
D 18	StanfordL	...67-89
D 21	BrownW	...79-68
D 27	Virginia (N1)L	...78-86
D 28	Georgia (N1) (OT)L	...89-91
J 2	MinnesotaL	...46-61
J 4	NorthwesternL	...66-69
J 11	PurdueL	...49-88
J 13	IllinoisL	...56-72
J 18	Ohio StateL	...67-69
J 20	Indiana (1)L	...69-89
J 25	Michigan StateL	...87-105
J 27	Michigan (OT)L	...73-75
F 1	Iowa (OT)W	...86-85
F 4	Marquette (11)L	...63-69
F 8	PurdueL	...64-69
F 10	IllinoisW	...76-70
F 15	Ohio StateL	...70-76
F 17	Indiana (1)L	...58-93
F 22	Michigan StateW	...103-96
F 24	MichiganW	...70-68
M 1	IowaL	...68-75
M 3	MinnesotaL	...58-65
M 8	NorthwesternW	...94-70
N1	— Milwaukee Classic		

1975-76

Record: 10-16; Big Ten 4-14 (9th)
Coach: John Powless

N 29	DePaulW	...105-63
D 3	North Dakota St.W	...87-79
D 6	Loyola (IL)W	...88-73
D 8	Northern IllinoisW	...97-77
D 13	Northern Mich.W	...92-59
D 16	Marquette (7)L	...54-78
D 29	Stanford (N1)W	...70-64
D 30	Marquette (N1) (4)L	...66-82
J 3	Michigan StateW	...70-63
J 5	Ohio State (OT)W	...82-81
J 8	Michigan (16)L	...81-106
J 10	PurdueL	...72-87
J 12	IllinoisL	...61-71
J 17	IowaL	...71-81
J 19	MinnesotaL	...84-96
J 24	NorthwesternL	...60-62

1976-77

Record: 11-16; Big Ten 7-11 (T7th)
Coach: Bill Cofield

N 27	Kentucky (6)L	...64-72
D 2	St. Mary's (CA)W	...82-76
D 6	DePaulW	...68-66
D 11	StanfordL	...66-70
D 13	Northern IllinoisL	...57-81
D 15	Loyola (IL)W	...71-68
D 27	Boston College (N1)W	...74-66
D 28	Marquette (N1) (12)L	...57-64
J 6	Michigan StateL	...61-84
J 8	Michigan (6)L	...63-66
J 13	Ohio StateL	...58-60
J 15	IndianaL	...64-79
J 20	NorthwesternW	...61-60
J 22	Minnesota (13) %W	...64-82
J 24	Purdue (18)L	...71-81
J 27	Michigan (7)L	...64-69
J 29	Mich. St. (30T)W	...87-83
F 3	IllinoisL	...72-82
F 5	IowaL	...73-90
F 10	PurdueW	...76-74
F 12	IllinoisW	...62-50
F 19	NorthwesternL	...88-98
F 21	Marquette (19)L	...58-73
F 24	IndianaW	...66-64
F 26	Ohio State (OT)L	...80-82
M 3	Minnesota (9) %W	...61-64
M 5	Iowa (20T)L	...93-94
N1	— Milwaukee Classic		
%	— Game later forfeited by Minnesota		

1977-78

Record: 8-19; Big Ten 4-14 (T9th)
Coach: Bill Cofield

D 1	UW-MilwaukeeW	...72-66
D 3	CanisiusW	...96-70
D 7	George WashingtonL	...74-77
D 9	Providence (14)L	...62-73
D 12	Iowa StateL	...73-82
D 14	DePaulL	...62-85
D 29	Loyola (IL)W	...71-70
D 31	N. Illinois (OT)W	...74-73
J 5	Ohio StateL	...61-77
J 7	Michigan State (12)L	...63-74
J 12	PurdueL	...70-79
J 14	IndianaW	...78-65
J 19	MichiganL	...64-83
J 21	MinnesotaL	...51-61
J 28	NorthwesternL	...85-93
J 30	IowaL	...73-88
F 2	IllinoisL	...71-74
F 4	IowaW	...82-72
F 9	MinnesotaL	...55-64
F 11	IllinoisW	...80-73
F 14	Marquette (1)L	...64-75
F 16	MichiganL	...66-68
F 18	NorthwesternW	...81-80
F 23	IndianaL	...54-58
F 25	PurdueL	...78-87
M 2	Michigan State (6)L	...75-89
M 4	Ohio StateL	...78-83

1977-78

Record: 11-16; Big Ten 5-13 (8th)
Coach: Bill Cofield

N 24	UW-MilwaukeeW	...74-55
N 28	St. John's (NY)W	...73-68
D 1	Long Island (N1)W	...89-70
D 2	St. Louis (N1)W	...66-63
D 9	Loyola (IL)W	...79-74
D 16	DePaulL	...78-84
D 23	Marquette (16)W	...65-52
D 28	Louisville (N2) (16)L	...53-70
D 29	Oral Roberts (N2)L	...69-102
J 4	Michigan State (1)L	...55-64
J 6	Ohio StateL	...71-82
J 11	NorthwesternW	...95-82
J 13	MichiganW	...77-66
J 18	Illinois (8)L	...74-81
J 20	MinnesotaL	...72-82
J 25	IndianaL	...61-82
J 27	PurdueL	...60-73
F 1	Iowa (15)L	...64-70
F 3	PurdueL	...48-54
F 8	MinnesotaL	...72-74
F 10	Iowa (14)L	...65-79
F 15	IllinoisL	...64-81
F 17	Indiana (OT)L	...62-68
F 22	MichiganW	...66-65
F 24	NorthwesternW	...72-70
M 1	Ohio StateW	...76-73
M 3	Michigan St. (4)W	...83-81
N1	— Wisconsin Invitational, Madison		
N2	— Holiday Classic, Louisville, KY		

1978-79

Record: 15-14; Big Ten 7-11 (8th)
Coach: Bill Cofield

N 30	Oklahoma City (N1)W	...99-92
D 1	E. Tenn. St. (N1)W	...68-56
D 5	DePaul (10)L	...77-90
D 8	AlabamaL	...62-66
D 12	Eastern MichiganW	...69-57
D 15	MarquetteW	...57-56
D 22	Cleveland StateW	...103-78
D 23	Morgan StateW	...94-42
D 27	Nebraska (N2) (OT)L	...82-83
D 29	Nevada (N2)W	...86-61
D 30	Army (N2)W	...78-54
J 3	NorthwesternW	...75-66
J 5	Indiana (11)W	...52-50
J 10	Minnesota (OT)L	...76-82
J 12	Iowa (12)L	...65-66
J 17	Michigan StateL	...61-62
J 19	IllinoisL	...64-69
J 24	Purdue (14) (OT)L	...60-73
J 26	Ohio State (4)W	...72-71
J 31	Michigan (OT)L	...69-73
F 2	Ohio State (6)W	...70-67
F 7	IllinoisL	...50-67
F 9	MichiganL	...59-68
F 14	Michigan StateW	...80-66
F 16	Purdue (15)L	...61-69
F 21	IowaW	...62-58
F 23	MinnesotaW	...70-55
F 28	Indiana (13)L	...52-61
M 1	NorthwesternL	...50-53
N1	— Wisconsin Invitational, Madison		
N2	— Rainbow Classic, Honolulu		

1979-80

Record: 11-16; Big Ten 5-13 (9th)
Coach: Bill Cofield

D 1	AlabamaL	...75-90
D 5	Kentucky St. (N1)	...W	...77-65
D 6	UW-GB (N1) (20T)W	...68-66
D 9	Ball StateW	...85-72
D 12	Davidson (N2)L	...63-67
D 13	UNC-Charlotte (N2)W	...71-63
D 22	Texas SouthernW	...58-49
D 21	Central Michigan	...W	...69-62

1980-81

Record: 11-16; Big Ten 5-13 (9th)
Coach: Bill Cofield

D 1	AlabamaL	...75-90
D 5	Kentucky St. (N1)	...W	...77-65
D 6	UW-GB (N1) (20T)W	...68-66
D 9	Ball StateW	...85-72
D 12	Davidson (N2)L	...63-67
D 13	UNC-Charlotte (N2)W	...71-63
D 22	Texas SouthernW	...58-49
D 21	Central Michigan	...W	...69-62

WISCONSIN HISTORY

J 8 Minnesota (19).....L60-76
 J 10 NorthwesternL48-50
J 15 Iowa (14)L66-76
J 17 PurdueL69-71
J 22 Michigan StateW63-62
 J 24 Illinois (15)W54-45
 J 29 Ohio State.....L67-71
J 31 Michigan (17).....L67-74
 F 5 Indiana (17)L64-89
 F 7 Michigan (14)L64-71
F 12 Illinois (17)L65-84
F 14 Indiana (20).....L52-59
 F 19 Michigan StateL65-74
F 21 Ohio StateW77-63
 F 26 PurdueL61-72
 F 28 Iowa (8)L75-96
M 5 NorthwesternW60-57
M 7 Minnesota (OT)W60-58
M 10 Marquette.....L53-64
 N1 — Wisconsin Invitational, Madison
 N2 — First Union Classic, Charlotte, N.C.

1981-82

Record: 6-21; Big Ten 3-15 (10th)
 Coach: Bill Cofield
D 4 UIC (N1)L66-74
D 5 UW-Green Bay (N1) ...W77-65
 D 9 Central MichiganL68-71
D 12 Ball StateW71-70
D 21 Northern IowaW65-53
 D 27 Oregon (N2)L82-85
 D 28 Tennessee (N2).....L67-79
 D 29 Iowa State (N2)L79-103
 J 7 MichiganW65-63
 J 9 Ohio StateL59-67
J 14 NorthwesternL55-61
J 16 Iowa (5)L62-78
J 21 Minnesota (5).....L57-78
 J 23 Michigan StateL58-68
J 28 IndianaL56-62
 J 30 PurdueL67-81
 F 4 IllinoisL54-88
F 6 PurdueL46-55
 F 11 Minnesota (9).....L60-71
F 13 IllinoisL60-68
 F 18 Indiana (20)L57-88
F 20 Michigan StateW65-60
 F 25 Iowa (11)L55-79
 F 27 NorthwesternW61-60
M 4 Ohio StateL75-77
M 6 MichiganL84-91
 M 9 MarquetteL64-94
 N1 — Wisconsin Invitational, Madison
 N2 — Far West Classic, Portland, Ore.

1982-83

Record: 8-20; Big Ten 3-15 (10th)
 Coach: Steve Yoder
N 27 Washington StateL64-66
N 29 ToledoW79-71
D 1 Northern IowaW76-69
D 4 Kansas StateW64-52
 D 8 Ball StateL66-76
D 11 Central Michigan ...W83-67
 D 20 Northern Illinois (N1).....W58-55
 D 28 Georgetown (N2) (10).....L43-71
 D 29 USC (N2)L76-86
J 6 Purdue (20)L64-80
J 8 IllinoisL54-61
 J 13 Michigan StateL66-86
 J 15 MichiganL57-62
J 20 NorthwesternW49-45
J 22 Iowa (10)W65-62
J 29 Minnesota (16)L58-65
 F 3 Indiana (6)L73-83
 F 5 Ohio StateL69-82
F 9 Ohio StateL65-68
F 12 Indiana (4)L56-75
F 17 Marquette.....L62-68
 F 19 MinnesotaL71-78
 F 24 Iowa (17)L63-93

F 26 Northwestern (N3)L57-64
M 2 MichiganW82-70
M 5 Michigan State.....L65-91
 M 10 IllinoisL64-71
 M 12 PurdueL64-79
 N1 — at Metro Centre, Rockford, Ill.
 N2 — Winston Tire Classic, Los Angeles
 N3 — at Alumni Hall (DePaul), Chicago

1983-84

Record: 8-20; Big Ten 4-14 (10th)
 Coach: Steve Yoder
N 26 Florida A&MW100-56
 D 1 Northern IowaL59-60
D 3 Southern IllinoisW78-72
D 5 Nebraska (20T).....L69-71
D 7 Northern IllinoisW90-68
 D 10 Kansas StateL64-71
 D 20 ToledoL60-73
 D 29 Oklahoma State (N1)L84-89
 D 30 Yale (N1)W87-77
 J 5 PurdueL65-84
J 7 Illinois (14) (OT)L62-63
J 12 Michigan StateW81-74
J 14 MichiganW71-64
 J 19 Northwestern (OT)W61-60
 J 21 IowaL62-75
 J 25 MinnesotaL62-75
F 2 Ohio StateL74-85
F 4 IndianaL67-81
 F 9 IndianaL64-74
 F 11 Ohio StateL65-71
F 15 MinnesotaL67-68
 F 16 MarquetteL59-74
F 23 IowaL55-63
F 26 NorthwesternW54-47
 M 1 MichiganL75-84
 M 3 Michigan StateL59-78
M 6 Purdue (11)L48-61
 M 10 Illinois (7)L57-81
 N1 — Merrill Lynch Classic, Dayton, Ohio

1984-85

Record: 14-14; Big Ten 5-13 (9th)
 Coach: Steve Yoder
N 25 Morgan StateW93-78
D 1 Washington State ...W61-59
D 3 Kentucky StateW88-74
D 6 South DakotaW96-56
D 8 Central Michigan ...W74-63
 D 12 NebraskaL51-53
D 14 DartmouthW90-70
 D 22 Northern Illinois (N1).....W83-71
 D 28 Texas A&M (N2)W71-69
 D 29 New Mexico (N2)W83-74
 J 5 NorthwesternW52-51
 J 9 Ohio StateL88-99
 J 12 Indiana (11)L68-90
J 17 Illinois (11)L67-78
J 19 PurdueL68-72
 J 24 MinnesotaL62-72
 J 26 IowaL65-105
J 31 Michigan State.....L68-77
F 2 Michigan (10).....L81-94
F 7 IndianaL54-58
F 9 Ohio StateW92-78
 F 14 PurdueL52-67
 F 16 Illinois (17)L49-68
F 20 Iowa (14)W54-53
F 24 MinnesotaW65-61
 F 28 Michigan (3)L68-88
 M 2 Michigan StateL63-83
M 9 NorthwesternW61-53
 N1 — at Metro Centre, Rockford, Ill.
 N2 — Lobo Invitational, Albuquerque, N.M.

1985-86

Record: 12-16; Big Ten 4-14 (9th)
 Coach: Steve Yoder
 N 22 South Carolina.....W68-65
N 27 Cal. State-LAW104-88
N 30 MarquetteW75-74
D 2 San Francisco St.W90-61
D 5 East Texas State.....W82-60
D 7 Miami (FL)W88-66
 D 9 Washington State.....W74-68
D 12 Northern IllinoisW76-67
 D 27 Boston College (N1).....L72-74
 D 28 Princeton (N1)L49-54
J 4 NorthwesternW57-52
J 9 Ohio StateL61-78
J 11 IndianaL69-80
 J 16 IllinoisL54-73
 J 19 Purdue (19)L73-100
J 23 MinnesotaL65-67
J 25 IowaW69-63
 J 30 Michigan StateL81-83
 F 1 Michigan (9)L64-91
 F 6 Indiana (18)L69-78
 F 8 Ohio StateL71-73
F 13 PurdueL78-80
F 15 IllinoisL74-82
 F 20 IowaL48-101
 F 22 MinnesotaW70-64
F 26 Michigan (10).....L74-97
M 2 Michigan State (17) .L71-84
 M 9 NorthwesternW70-68
 N1 — Fiesta Bowl Classic, Tucson, Ariz.

1986-87

Record: 14-17; Big Ten 4-14 (8th)
 Coach: Steve Yoder
N 28 Nebraska-Omaha ...W86-47
N 29 South FloridaW65-51
 D 1 MarquetteL71-84
D 4 South CarolinaW47-45
 D 6 Central MichiganL66-80
 D 8 Miami (FL)W65-54
D 10 North Dakota St.W81-76
 D 11 Northern Illinois (N1).....W95-63
D 22 Eastern IllinoisW72-68
D 23 Kentucky StateW87-59
 D 27 Hawaii (N2)W82-77
 D 29 California (N2)W66-63
 D 30 Pittsburgh (N2) (17)L82-98
 J 3 MinnesotaL67-69
 J 5 Iowa (2)L63-78
J 8 Illinois (12)L66-68
J 10 Purdue (6)L48-57
 J 15 Indiana (4)L65-103
 J 17 Ohio StateL66-81
J 22 Michigan State.....L78-81
J 24 MichiganL78-84
 J 31 NorthwesternW62-57
 F 5 Purdue (7)L62-70
 F 7 Illinois (14)L74-99
F 12 Ohio State.....L69-83
F 16 Indiana (2) (30T)L85-86
 F 18 MichiganL64-77
 F 21 Michigan State.....W65-63
M 1 NorthwesternW76-59
M 5 MinnesotaW69-52
M 8 Iowa (6)L71-81
 N1 — at Metro Centre, Rockford, Ill.
 N2 — Rainbow Classic, Honolulu

1987-88

Record: 12-16; Big Ten 6-12 (7th)
 Coach: Steve Yoder
 N 28 South FloridaW58-55
D 1 N. Illinois (N1)W87-77
 D 3 Eastern IllinoisL52-59
D 5 ButlerW92-80
 D 8 Southern IllinoisL76-80
D 10 MarquetteW66-55

D 12 Loyola (IL)L75-78
 D 28 UNLV (15) (N2)L65-102
 D 29 Northern Iowa (N2)W64-56
J 3 Wash. St. (N1)W80-65
J 7 Mich. St. (20T)W78-72
J 9 Ohio StateW64-63
 J 14 Indiana (15)L53-55
J 16 Illinois (20)L65-80
 J 21 Michigan (7).....L54-65
J 25 Iowa (16)L89-104
J 30 NorthwesternW80-59
 F 3 Purdue (6)L62-86
 F 8 MinnesotaL62-71
F 11 Michigan (12).....L67-80
 F 13 Ohio State.....L53-78
 F 21 IllinoisL65-85
F 24 IndianaL74-84
F 28 Minnesota (N1)W81-70
M 3 Purdue (2).....L56-84
 M 5 NorthwesternW74-69
 M 10 Iowa (15)L70-103
 M 12 Michigan State.....W71-69
 N1 — Played at Dane County Coliseum
 N2 — Rebel Classic, Las Vegas

1988-89

Record: 18-12; Big Ten 8-10 (T6th)
 Coach: Steve Yoder
N 26 OregonW74-47
N 28 Ferris State.....W98-61
 D 2 Maine (N1)W89-72
 D 3 Marquette (N1).....W70-55
D 5 Eastern IllinoisW52-44
 D 7 Loyola (IL)L76-90
 D 10 ButlerW63-53
D 14 DenverW89-34
D 30 Eastern Michigan ...W84-69
J 4 MinnesotaW75-67
 J 7 Ohio State (14)L70-73
 J 12 Illinois (2)L80-103
J 14 PurdueL62-68
J 19 Indiana (19) (OT)L58-61
J 21 Michigan (6)W71-68
 J 26 Iowa (12)L70-78
 J 28 NorthwesternW59-58
F 2 Michigan St. (OT) ...W69-64
 F 8 MinnesotaL58-59
F 11 Iowa (8)W65-54
F 15 NorthwesternW72-60
F 18 Illinois (5).....W72-52
F 22 MarquetteW61-50
 F 25 Michigan (13).....L70-92
 M 2 PurdueL60-65
M 4 Ohio StateW77-65
 M 9 Indiana (6)L64-75
 M 11 Michigan StateL61-70
 National Invitation Tournament
 (Madison, Wis.)
M 15 New OrleansW63-61
M 20 St. Louis.....L68-73
 N1 — First Bank Classic, Milwaukee

1989-90

Record: 14-17; Big Ten 4-14 (T8th)
 Coach: Steve Yoder
 N 24 E. Michigan (N1)L52-71
 N 25 W. Kentucky (N1).....W73-62
 N 26 Bradley (N1)W63-57
N 28 North Dakota St.W81-55
 D 1 Gonzaga (N2).....W63-58
 D 2 Marquette (N2) (OT)W63-58
 D 4 Washington StateL52-55
D 7 Western IllinoisW69-42
D 9 ButlerW75-59
D 15 Rollins.....W68-46
 D 28 Georgia (N3).....L64-65
 D 29 Manhattan (N3)W63-48
 J 4 Illinois (4)L59-73
J 6 Michigan State.....L61-64
J 11 Iowa (OT)W73-69

1990-91

Record: 15-15; Big Ten 8-10 (7th)
Coach: Steve Yoder

J 13	Ohio State.....L	53-68
J 17	Purdue (24).....L	54-56
J 22	Minnesota (21).....W	77-75
J 25	Illinois (10).....L	63-66
J 27	Northwestern.....L	85-87
F 1	Indiana (22).....L	61-85
F 3	Michigan (4).....L	63-77
F 8	Michigan State (23).....L	57-60
F 10	Iowa.....W	80-71
F 15	Ohio State.....L	58-68
F 17	Purdue (12).....L	55-62
F 19	Marquette.....W	82-65
F 22	Minnesota (18).....L	67-68
M 1	Northwestern.....W	65-50
M 3	Indiana.....L	68-70
M 8	Michigan (13).....L	64-94

N1 — San Juan Shootout, San Juan, P.R.
N2 — First Bank Classic, Milwaukee
N3 — Tribune Classic, Tempe, Ariz.

1991-92

Record: 13-18; Big Ten 4-14 (9th)
Coach: Steve Yoder

N 23	Loyola (IL).....W	89-67
N 25	SE Missouri St. (OT).....W	82-71
N 30	Portland.....W	96-87
D 3	SMU.....L	64-66
D 5	C. Conn. St.W	80-54
D 7	Coastal Carolina.....W	91-57
D 11	Nebraska.....L	67-86
D 13	Sam Houston St.W	98-75
D 21	Howard.....W	64-57
D 27	Washington St. (N1).....L	51-73
D 29	Navy (N1).....W	93-58
D 30	Fresno State (N1).....L	68-71
J 4	Marquette.....W	81-63
J 8	Northwestern.....W	69-67
J 11	Indiana (10).....L	63-79
J 15	Minnesota.....L	48-49
J 22	Illinois.....L	67-74
J 25	Michigan (16).....L	83-98
J 29	Iowa.....L	66-73
F 2	Purdue.....W	79-69
F 5	Ohio State (8).....L	72-86

National Invitation Tournament (Madison, Wis.)

M 13	Bowling Green (OT).....W	87-79
M 18	Stanford.....L	72-80

1992-93

Record: 14-14; Big Ten 7-11 (T8th)
Coach: Stu Jackson

D 1	Loyola (IL).....L	66-68
D 5	UW-Green Bay.....W	70-65
D 8	Bethune-Cookman ..W	75-50
D 12	UW-Milwaukee.....L	72-77
D 14	Charleston South.....W	101-72
D 23	Detroit Mercy.....W	108-86
D 29	Alcorn State.....W	110-81
D 31	Fairfield.....W	76-55
J 2	Marquette.....W	77-67
J 9	Michigan (3).....L	73-98
J 13	Purdue (17).....L	60-76
J 16	Minnesota (19).....W	79-70
J 20	Ohio State (24).....W	76-67
J 23	Michigan State (21).....W	67-66
J 27	Illinois.....L	72-80
J 30	Penn State.....W	75-68
F 3	Northwestern.....W	101-87
F 10	Michigan (4).....L	66-85
F 13	Purdue (18) (20T).....L	87-90
F 18	Minnesota.....L	71-85
F 20	Ohio State.....L	70-80
F 24	Michigan State.....W	65-62
F 28	Illinois.....W	74-66
M 3	Penn State.....L	58-62
M 6	Northwestern.....L	89-100
M 10	Iowa (17).....L	65-91
M 14	Indiana (2).....L	80-87

National Invitation Tournament (Madison, Wis.)

M 17	Rice.....L	73-77
------	------------	-------

1993-94

Record: 18-11; Big Ten 8-10 (7th)
Coach: Stu Jackson

N 27	UW-Milwaukee.....W	106-84
D 4	Loyola Marymount.....W	103-67
D 8	UW-Green Bay.....W	64-50
D 11	Texas Tech.....W	91-88
D 13	Eastern Michigan.....W	94-68
D 23	Miss. Valley St.W	115-79
D 27	Stanford.....W	80-73
D 29	Grambling.....W	103-83
J 2	Marquette (24).....W	71-52
J 6	Penn State.....W	71-56
J 8	Ohio State.....W	69-55
J 12	Minnesota (18).....L	53-90
J 15	Purdue (9).....W	75-69
J 19	Michigan State.....L	60-70
J 25	Illinois.....L	66-56
J 29	Michigan (15).....L	75-79
F 2	Michigan State.....W	87-62
F 5	Ohio State.....L	57-73
F 9	Penn State.....W	77-64
F 12	Minnesota (23).....L	78-109
F 16	Purdue (9).....L	64-67
F 19	Northwestern.....L	71-75
F 27	Illinois.....L	65-76
M 2	Michigan (3).....W	71-58
M 5	Northwestern.....L	54-66
M 9	Iowa.....W	95-71
M 12	Indiana (18).....L	65-78

NCAA Tournament (West Regional, Ogden, Utah)

M 17	Cincinnati (25).....W	80-72
M 19	Missouri (5).....L	96-109

1994-95

Record: 13-14; Big Ten 7-11 (9th)
Coach: Stan Van Gundy

N 26	Wright State.....W	86-63
N 30	UW-Green Bay.....W	61-57
D 3	Texas Tech.....W	70-65
D 6	Valparaiso.....W	69-51
D 10	Eastern Michigan.....L	76-92
D 14	UW-Milwaukee.....W	90-64
D 23	Loyola-Mary.....W	75-60
D 27	Stanford.....L	78-95
D 31	Marquette.....L	65-80
J 4	Michigan St. (14)L	64-78
J 7	Indiana (21).....L	70-73
J 11	Ohio State.....W	81-59
J 14	Minnesota.....W	74-67
J 21	Iowa.....L	84-96
J 26	Penn State.....L	67-78
J 28	Northwestern.....W	97-73
F 1	Michigan.....L	58-62
F 4	Illinois.....W	73-60
F 11	Michigan.....W	70-65
F 15	Northwestern.....W	70-56
F 18	Penn State.....L	67-74
F 22	Iowa.....L	77-84
F 26	Purdue (21).....L	56-66
F 28	Minnesota.....L	70-78
M 4	Ohio State.....W	80-69
M 8	Indiana.....L	70-72
M 11	Michigan State (9).....L	72-97

1995-96

Record: 17-15; Big Ten 8-10 (8th)
Coach: Dick Bennett

N 20	Villanova (N1) (3).....L	58-66
N 21	UCLA (N1) (4).....L	57-68
N 22	Chaminade (N1).....W	104-66
N 28	NE Illinois.....W	89-55
D 2	Temple (OT).....W	57-54
D 5	Wright State.....W	94-91
D 9	St. Bonaventure.....L	62-76
D 11	Providence.....L	57-58
D 14	Valparaiso.....W	90-73
D 23	UW-Milwaukee.....W	94-63
D 28	Eastern Illinois.....W	105-70
D 31	Marquette.....W	55-46
J 3	Michigan (21).....W	51-46
J 7	Penn State.....L	50-79
J 10	Indiana.....L	55-81
J 13	Iowa (11).....W	80-71
J 17	Michigan State.....W	61-48
J 20	Northwestern.....L	52-62
J 24	Minnesota (OT).....W	73-65
J 31	Ohio State.....L	55-63
F 3	Illinois.....W	57-56
F 7	Purdue (14).....L	42-75
F 10	Ohio State.....W	62-56
F 17	Minnesota.....L	66-70
F 21	Northwestern.....L	71-82
F 24	Michigan State.....W	73-52
F 28	Iowa (20).....L	54-69
M 2	Indiana.....L	68-76
M 6	Penn State (16).....W	54-52
M 9	Michigan.....L	51-65

National Invitation Tournament (Madison, Wis.)

M 13	Manhattan.....W	55-42
M 18	Illinois State.....L	62-77

N1 — Maui Invitational

1996-97

Record: 18-10; Big Ten 11-7 (T4th)
Coach: Dick Bennett

N 23	Memphis (N1).....W	49-46
N 30	UNC-Wilmington.....W	68-35
D 4	Temple (OT).....W	64-57
D 7	Brown.....W	52-30
D 10	UW-Milwaukee.....W	61-41
D 14	St. Bonaventure.....W	77-68

EXHIBITION GAMES

Wisconsin has, for years, squared off in one or two exhibition games as a tune-up for the regular season. Below is a listing of those contests.

11/17/03	Charl. Lowgators	W	102-95
11/8/03	EA Sports	W	103-81
11/17/02	EA Sports	W	71-52
11/13/02	Gallos de Palea	W	97-55
11/13/01	Ath. in Action	W	82-57
11/10/01	EA Sports	W	95-64
11/11/00	Ath. in Action	W	69-66
11/4/00	BWBA	W	73-59
11/8/99	Ath. in Action	W	73-54
11/6/99	Calif. All-Stars	W	99-65
11/9/98	Calif. All-Stars	W	67-40
11/5/98	Ath. in Action	W	80-71
11/10/97	Ath. in Action	W	54-51
11/5/97	Yugoslavia	W	64-48
11/13/96	Australian Select	W	78-65
11/8/96	Ath. in Action	W	75-63
11/15/95	Marathon	W	84-68
11/7/95	Georgia Select	W	79-33
11/20/94	Marathon Oil	W	91-73
11/8/94	Croatia Nat'l's	W	81-62
11/21/93	Marathon	W	106-84
11/16/93	Slovakia Und.-22	W	99-20
11/22/92	Marathon	W	98-91
11/17/92	Russian Nationals	L	81-87
11/17/91	Brazil Ripasa	W	64-62
11/7/91	Ath. in Action	W	103-95
11/18/90	Marathon	W	94-77
11/8/90	Ukraine Nat'l's	W	91-74
11/19/89	Brazil	W	86-74
11/16/88	Victoria All-Stars	W	84-62
11/19/87	Brandon (Canada)	W	80-56
11/11/86	Poland	L	72-74
11/6/85	Czechoslovakia	W	103-83
11/21/84	Yugoslavia (Zadar)	W	76-67
11/9/83	Yugoslavia	L	59-83
11/11/82	Windsor (Canada)	W	94-58
11/16/81	China	W	88-81
11/13/80	Team Fiat	W	77-70
11/12/79	Yugoslavia	L	70-93
11/19/75	Windsor (Canada)	W	99-68
12/15/71	Australia	W	90-78
1/4/71	Australia	W	94-63

All-time Record: 38-4

D 23	Providence.....L	57-59
D 26	Ball State.....W	74-59
D 31	Marquette.....L	52-59
J 2	Minnesota (15).....L	48-65
J 4	Indiana (12).....W	71-58
J 9	Michigan State.....L	50-58
J 11	Iowa.....L	53-78
J 18	Penn State.....W	64-45
J 22	Purdue.....L	52-60
J 25	Illinois.....W	73-56
J 29	Northwestern.....W	65-53
F 1	Ohio State.....L	42-60
F 6	Michigan (13).....W	58-53
F 8	Northwestern.....W	56-44
F 12	Illinois (20).....W	62-45
F 15	Purdue.....W	69-52
F 19	Penn State.....W	49-45
F 26	Iowa.....W	49-48
M 1	Michigan State.....L	49-68
M 5	Indiana (25).....L	66-70
M 8	Minnesota (2).....W	66-65

NCAA Tournament
(East Regional, Pittsburgh, Pa.)

M 14 TexasL58-71
N1 — at Ottawa, Ont.

1997-98

Record: 12-19; Big Ten 3-13 (T9th)
Coach: Dick Bennett

N 14	MarquetteL60-65
N 18	Illinois State (24)W80-66
N 24	PepperdineL66-77
N 28	Pacific (N1)L48-55
N 29	Oklahoma (N1) (18)W75-64
N 30	Montana (N1)W78-61
D 6	Temple (20)L49-59
D 9	Toledo (OT)W73-68
D 13	Ball StateL56-68
D 20	Coppin StateW71-63
D 23	NevadaW62-53
D 27	Fresno StateW64-60
D 31	Michigan (18)L63-76
J 3	Ohio StateW64-59
J 8	Michigan StateL40-63
J 14	Penn StateW76-57
J 17	NorthwesternW56-33
J 21	IllinoisL48-62
J 25	IndianaL59-69
J 27	MinnesotaL48-58
J 31	Purdue (10)L59-82
F 3	Iowa (24)L76-79
F 7	Illinois (OT)L47-53
F 11	NorthwesternL39-47
F 14	Penn StateL69-75
F 18	UW-MilwaukeeW65-58
F 21	Michigan St. (14)L47-56
F 25	Ohio StateL56-61
F 28	Michigan (21)L70-76
Big Ten Tournament (United Center, Chicago, Ill.)			
M 5	Penn StateW52-51
M 6	Illinois (18)L61-66
N1 — Big Island Invitational, Hilo, Hawaii			

1998-99

Record: 22-10; Big Ten 9-7 (T3rd)
Coach: Dick Bennett

N 14	Loyola ChicagoW66-29
N 16	UW-MilwaukeeW75-63
N 20	New Mexico St. (N1)L52-66
N 21	Virginia (N1)W66-56
N 22	Nebraska (N1)W78-41
N 28	Rhode IslandW65-59
D 2	Northern IllinoisW67-52
D 5	Illinois StateW71-54
D 9	Temple (16)W63-56
D 12	PepperdineW57-51
D 15	TexasW65-62
D 23	MarquetteW61-45
D 27	Fresno StateW87-65
D 30	MichiganL55-59
J 2	Ohio State (OT)L74-78
J 6	Michigan St. (12)W66-51
J 10	Purdue (9)W61-56
J 13	Penn StateW61-58
J 16	NorthwesternW57-49
J 20	IllinoisW75-53
J 23	Iowa (14)W72-52
J 30	Minnesota (19)W61-50
F 3	Indiana (21)L60-71
F 6	IllinoisL51-53
F 10	NorthwesternW57-45
F 13	Penn StateW73-63

F 21	Michigan State (4)L51-56
F 24	Ohio State (10)L54-63
F 27	MichiganL39-51
Big Ten Tournament (United Center, Chicago, Ill.)			
M 5	Iowa (20)W74-50
M 6	Michigan State (2)L41-56
NCAA Tournament (East Regional, Charlotte, N.C.)			
M 12	SW Missouri StateL32-43
# — Top of the World Classic, Fairbanks, Alaska			

1999-2000

Record: 22-14, Big Ten 8-8 (6th)
Coach: Dick Bennett

N 12	Missouri (N1)W66-55
N 13	Syracuse (N1)L49-68
N 20	Ball StateW60-50
N 23	UW-MilwaukeeW69-49
N 30	Wake Forest (N2)L48-67
D 3	Rhode IslandW66-43
D 7	Texas (10)W61-45
D 8	UW-Green BayW55-34
D 11	South FloridaL63-66
D 14	Northern IllinoisL51-55
D 23	MarquetteW86-74
D 29	Temple (17)W62-44
J 5	Indiana (10)L67-71
J 8	Illinois (19)W63-59
J 13	Ohio State (17)L51-53
J 15	PurdueL52-63
J 19	Penn StateL61-76
J 22	MinnesotaW85-53
J 26	PurdueW55-45
J 29	IowaL55-61
F 2	Ohio State (5)L48-51
F 5	MinnesotaW66-64
F 12	Michigan State (6)L44-61
F 16	MichiganW75-59
F 19	Michigan State (6)L54-59
F 23	IowaW54-45
M 1	NorthwesternW62-46
M 5	Indiana (14)W56-53
Big Ten Tournament (United Center, Chicago, Ill.)			
M 9	NorthwesternW51-41
M 10	Purdue (22)W78-66
M 11	Michigan State (5)L46-55
NCAA Tournament (West Regional, Salt Lake City, Utah and Albuquerque, N.M.)			
M 16	Fresno StateW66-56
M 18	Arizona (4)W66-59
M 23	LSU (10)W61-48
M 25	Purdue (25)W64-60
NCAA Final Four (Indianapolis, Ind.)			
A 1	Michigan State (2)L41-53
N1 — NABC Classic, Syracuse, N.Y. N2 — ACC-Big Ten Challenge			

2000-01

Record: 18-11, Big Ten 9-7 (5th)
Coach: Dick Bennett/Brad Soderberg

N 21	TennesseeL58-66
N 25	Northern IllinoisW68-64
N 29	Maryland # (13)(OT)W78-75
D 2	XavierW61-46
D 6	UW-Green BayW61-53
D 9	OhioW65-46
D 14	TempleW66-58

D 16	UW-MilwaukeeW55-47
D 23	MarquetteW52-47
D 30	South Florida (OT)W63-61
J 4	IndianaW49-46
J 6	MinnesotaL49-54
J 10	PurdueL67-73
J 13	Michigan St. (3) (OT)L59-69
J 16	Iowa (14)W67-54
J 24	Ohio StateW57-42
J 27	Penn StateW63-58
J 30	ButlerL44-58
F 3	MichiganW60-41
F 7	PurdueW73-54
F 10	Ohio StateL58-63
F 13	Illinois (4)L67-68
F 18	NorthwesternW59-37
F 21	MinnesotaW64-54
F 24	IndianaL55-85
F 27	Michigan State (3)L47-51
M 3	IowaW59-57
Big Ten Tournament (United Center, Chicago, Ill.)			
M 9	IndianaL52-64
NCAA Tournament (West Regional, Boise, Idaho)			
M 15	Georgia StateL49-50
# — ACC-Big Ten Challenge, Milwaukee, Wis.			

2001-02

BIG TEN CHAMPIONS
Record: 19-13, Big Ten 11-5 (T1st)
Coach: Bo Ryan

N 17	UNLVL69-74
N 23	Hawaii-HiloW78-62
N 24	Weber StateL69-73
N 25	HawaiiL57-60
N 28	Georgia Tech#L61-62
D 1	UW-Green BayW70-57
D 3	Temple (20T)L67-70
D 8	OhioW77-71
D 10	XavierL48-57
D 15	FurmanW68-60
D 22	Marquette (14)W86-63
D 27	UW-MilwaukeeW81-79
D 29	TennesseeW65-62
J 2	IowaL57-69
J 5	IllinoisW72-66
J 9	Penn StateL49-51
J 12	Michigan State (25)W64-63
J 16	MinnesotaW73-64
J 19	PurdueW77-66
J 23	Illinois (9)L48-80
J 26	Penn StateW66-63
J 30	NorthwesternL60-69
F 2	MichiganL53-64
F 6	Ohio State (16) (OT)W94-92
F 9	NorthwesternW73-44
F 13	Indiana (22)W64-63
F 16	MinnesotaW67-62
F 19	IowaW64-56
F 27	MichiganW74-54
Big Ten Tournament (Conseco Fieldhouse, Indianapolis, Ind.)			
M 8	IowaL56-58
NCAA Tournament (East Regional, Washington, D.C.)			
M 15	St. John'sW80-70
M 17	Maryland (4)L57-87
% — Big Island Invitational, Hilo, Hawaii # — ACC-Big Ten Challenge			

2002-03

BIG TEN CHAMPIONS
Record: 24-8 Big Ten 12-4 (1st)
Coach: Bo Ryan

N 15	E. WashingtonW81-55
N 16	N. IllinoisW84-56
N 23	UW-MilwaukeeW83-72
N 30	UW-Green BayW69-52

D 4	Wake Forest#L80-90
D 7	UNLVW91-74
D 11	New HampshireW85-36
D 14	Marquette (16)L54-63
D 21	Texas SouthernW81-58
D 23	OhioW75-51
J 2	TempleW80-67
J 4	Chicago StateW73-45
J 8	MichiganL65-66
J 11	Illinois (10)L63-69
J 15	MinnesotaW66-50
J 18	Ohio StateW53-52
J 22	IowaW74-61
J 29	NorthwesternW69-50
F 1	Penn StateW86-55
F 5	Purdue (24)L60-78
F 8	NorthwesternW74-59
F 11	Michigan StateW64-53
F 15	IndianaW71-59
F 19	Penn StateL57-58
F 22	IowaW61-53
F 26	MichiganW73-42
M 2	MinnesotaW69-61
M 5	Illinois (14)W60-59
Big Ten Tournament (United Center, Chicago, Ill.)			
M 14	Ohio StateL50-58
NCAA Tournament (Midwest Regional, Spokane, Wash. and Minneapolis, Minn.)			
M 20	Weber StateW81-74
M 22	TulsaW61-60
M 27	Kentucky (1)L57-63
# — ACC-Big Ten Challenge			

2003-04

BIG TEN TOURNAMENT CHAMPIONS
Record: 25-7, Big Ten 12-4 (T2nd)
Coach: Bo Ryan

N 21	PennsylvaniaW64-53
N 25	Eastern IllinoisW81-47
N 29	RutgersW55-43
D 2	at Maryland# (OT)L67-73
D 6	DetroitW68-42
D 10	UW-Green BayW73-57
D 13	UW-MilwaukeeW89-71
D 20	Marquette (23)W63-59
D 27	vs. OhioW71-48
D 30	at AlabamaL56-71
J 3	College of CharlestonW75-49
J 6	IndianaW79-45
J 10	Michigan StateW77-64
J 14	at PurdueL51-53
J 21	MichiganW74-63
J 24	IllinoisW76-56
J 28	at Ohio StateW69-57
F 4	MinnesotaW80-66
F 7	at NorthwesternL51-69
F 11	at IowaW54-52
F 14	Ohio StateW78-48
F 18	at IllinoisL57-65
F 22	at MichiganL59-71
F 25	Penn StateW68-45
F 29	PurdueW82-46
M 2	at Michigan State (OT)W68-64
M 6	at IndianaW70-52
Big Ten Tournament (Conseco Fieldhouse, Indianapolis, Ind.)			
M 12	MinnesotaW66-52
M 13	Michigan StateW68-66
M 14	Illinois (12)W70-53
NCAA Tournament (E. Rutherford Regional, Milwaukee, Wis.)			
M 19	RichmondW76-64
M 21	Pittsburgh (9)L55-59
# — ACC-Big Ten Challenge % — Rock-N-Roll Shootout, Cleveland, Ohio			

Note: home games are listed in bold

HISTORIC HOUSE

The UW Field House, the home of Wisconsin basketball for 69 years, is listed in the National Register and State Register of Historic Places.

All-Time Series Scores

Air Force

All-Time: UW leads 2-0
At Madison: UW leads 1-0
At Air Force: UW leads 1-0
 12/3/60 H W 80-67
 12/1/62 A W 72-64

Alabama

All-Time: UW trails 0-3
At Madison: UW trails 0-1
At Tuscaloosa: UW trails 0-2
 12/8/79 H L 62-66
 12/1/80 A L 75-90
 12/30/03 A L 56-71

Alcorn State

All-Time: UW leads 1-0
At Madison: UW leads 1-0
 12/29/92 H W 110-81

Arizona

All-Time: UW leads 2-1
At Tucson: UW trails 0-1
Neutral Site: UW leads 2-0
 12/3/62 A L 46-51
 12/30/66 N W 104-77
 3/18/00 N W 66-59

Arkansas State

All-Time: UW leads 1-0
At Madison: UW leads 1-0
 12/14/14 H W 45-7

Army

All-Time: UW leads 1-0
Neutral Site: UW leads 1-0
 12/30/79 N W 78-54

Ball State

All-Time: UW leads 6-2
At Madison: UW leads 6-0
At Muncie: UW trails 0-2
 12/4/36 H W 38-33
 12/1/69 H W 88-74
 12/9/80 H W 85-72
 12/12/81 H W 71-70
 12/8/82 A L 66-76
 12/26/96 H W 74-59
 12/13/97 A L 56-68
 11/20/99 H W 60-50

Bethune-Cookman

All-Time: UW leads 1-0
At Madison: UW leads 1-0
 12/8/92 H W 75-50

Boston College

All-Time: UW leads 3-2
Neutral Site: UW leads 3-2
 12/26/59 N W 95-82
 12/18/64 N L 85-86
 12/26/64 N W 70-69

12/27/76 N W 74-66
 12/27/85 N L 72-74

Bowling Green State

All-Time: UW leads 2-1
At Madison: UW leads 2-0
At Bowl. Green: UW trails 0-1
 12/12/64 H W 87-56
 12/10/66 A L 69-81
 3/13/91 H W 87-79

Bradley

All-Time: Series tied 2-2
At Madison: UW leads 1-0
At Peoria: UW trails 0-2
Neutral Site: UW leads 1-0
 2/12/29 H W 48-22
 12/20/56 A L 62-74
 12/17/60 A L 66-88
 11/26/89 N W 63-57

Brigham Young

All-Time: UW leads 1-0
At Madison: UW leads 1-0
 12/11/31 H W 30-16

Brown

All-Time: UW leads 2-0
At Madison: UW leads 2-0
 12/21/74 H W 79-68
 12/7/96 H W 52-30

Butler

All-Time: UW leads 17-13
At Madison: UW leads 13-7
At Indianapolis: UW trails 4-6
 12/16/21 H L 20-26
 12/15/22 H L 13-20
 2/12/24 H W 25-23
 12/19/24 H L 16-22
 2/5/26 H W 31-24
 12/16/27 H W 25-18
 2/10/32 H W 28-17
 12/30/33 H W 37-27
 2/8/36 H W 28-24
 12/23/36 A L 23-43
 12/19/38 A L 21-24
 2/5/40 H L 46-50
 2/8/41 H W 59-55
 12/9/46 A W 60-52
 12/8/47 H W 61-53
 2/1/51 H W 60-35
 2/6/52 A W 62-60
 12/1/53 H W 70-54
 1/17/55 A W 57-53
 12/1/55 H L 63-67
 12/3/56 A L 50-54
 12/19/57 H W 59-58
 12/30/58 A L 55-69
 12/1/59 H L 82-88
 12/1/60 A L 58-73
 12/5/87 H W 92-80

12/10/88 A W 63-53
 12/9/89 H W 75-59
 12/15/90 A L 88-94
 1/30/01 H L 44-58

Cal. State-LA

All-Time: UW leads 1-0
At Madison: UW leads 1-0
 11/27/85 H W 104-88

California

All-Time: UW trails 2-5
At Madison: UW leads 1-0
At Berkeley: UW trails 0-3
Neutral Site: UW trails 1-2
 12/19/47 A L 61-73
 12/20/47 A L 44-59
 12/28/51 N L 49-68
 12/26/52 H W 64-57
 12/29/55 A L 55-62
 12/20/58 N L 53-68
 12/29/86 N W 66-63

California-Davis

All-Time: UW leads 1-0
At Madison: UW leads 1-0
 12/3/73 H W 97-53

Canisius

All-Time: Series tied 1-1
At Madison: UW leads 1-0
At Buffalo: UW trails 0-1
 12/28/59 A L 65-80
 12/3/77 H W 96-70

Central Connecticut St.

All-Time: UW leads 1-0
At Madison: UW leads 1-0
 12/5/91 H W 80-54

Central Michigan

All-Time: UW leads 3-2
At Madison: UW leads 3-0
At Mt. Pleasant: UW trails 0-2
 12/31/80 H W 69-62
 12/9/81 A L 68-71
 12/11/82 H W 83-67
 12/8/84 H W 74-63
 12/6/86 A L 66-80

Chaminade

All-Time: UW leads 1-0
Neutral Site: UW leads 1-0
 11/22/95 N W 104-66

Charleston Southern

All-Time: UW leads 1-0
At Madison: UW leads 1-0
 12/14/92 H W 101-72

Chicago State

All-Time: UW leads 1-0
At Madison: UW leads 1-0
 1/4/03 H W 73-45

Cincinnati

All-Time: UW trails 1-5
At Madison: UW trails 0-2
At Cincinnati: UW trails 0-2
Neutral Site: Series tied 1-1
 12/9/61 H L 67-86
 12/30/61 N L 71-101
 12/14/63 A L 60-65
 12/22/65 A L 74-87
 12/3/66 H L 70-77
 3/17/94 N W 80-72

CCNY

All-Time: UW trails 0-1
Neutral Site: UW trails 0-1
 3/20/47 N L 56-70

Cleveland State

All-Time: UW leads 1-0
At Madison: UW leads 1-0
 12/22/79 H W 103-78

Coastal Carolina

All-Time: UW leads 1-0
At Madison: UW leads 1-0
 12/7/91 H W 91-57

College of Charleston

All-Time: UW leads 1-0
At Madison: UW leads 1-0
 1/3/04 H W 75-49

Coppin State

All-Time: UW leads 1-0
At Madison: UW leads 1-0
 12/20/97 H W 71-63

Creighton

All-Time: UW leads 1-0
At Madison: UW leads 1-0
 1/8/49 H W 75-39

Dartmouth

All-Time: UW leads 3-1
At Madison: UW leads 2-0
Neutral Site: Series tied 1-1
 3/21/41 H W 51-50
 12/31/41 N L 49-57
 12/27/63 N W 94-68
 12/14/84 H W 90-70

Davidson

All-Time: UW trails 0-1
Neutral Site: UW trails 0-1
 12/12/80 N L 63-67

Dayton

All-Time: UW leads 1-0
Neutral Site: UW leads 1-0
 12/28/61 N W 105-93

WISCONSIN HISTORY

Denver*All-Time: UW leads 2-0**At Madison: UW leads 2-0*12/28/53 H W 67-48
12/14/88 H W 89-34**DePaul***All-Time: UW trails 1-6**At Madison: UW trails 1-2**At Chicago: UW trails 0-3**Neutral Site: UW trails 0-1*12/23/35 A L 22-27
12/30/36 H L 17-33
3/3/44 N L 35-48
12/6/76 H W 68-66
12/14/77 H L 62-85
12/16/78 A L 78-84
12/5/79 A L 77-90**Detroit***All-Time: UW leads 3-0**At Madison: UW leads 3-0*1/2/39 H W 34-27
12/23/92 H W 108-86
12/6/03 H W 68-42**Duquesne***All-Time: UW trails 0-1**Neutral Site: UW trails 0-1*

12/29/67 N L 66-76

East Tennessee State*All-Time: UW leads 1-0**Neutral Site: UW leads 1-0*

12/1/79 N W 68-56

East Texas State*All-Time: UW leads 1-0**At Madison: UW leads 1-0*

12/5/85 H W 82-60

Eastern Illinois*All-Time: UW leads 5-1**At Madison: UW leads 5-0**At Charleston: UW trails 0-1*12/1/70 H W 102-84
12/22/86 H W 72-68
12/3/87 A L 52-59
12/5/88 H W 52-44
12/28/95 H W 105-70
11/25/03 H W 81-47**Eastern Michigan***All-Time: UW leads 3-2**At Madison: UW leads 3-1**At Ypsilanti: UW trails 0-1*12/12/79 H W 69-57
12/30/88 H W 84-69
11/24/89 H L 52-71
12/13/93 H W 94-68
12/10/94 A L 76-92**Eastern Washington***All-Time: UW leads 1-0**At Madison: UW leads 1-0*

11/15/02 H W 81-55

Fairfield*All-Time: UW leads 1-0**At Madison: UW leads 1-0*

12/31/92 H W 76-55

Ferris State*All-Time: UW leads 1-0**At Madison: UW leads 1-0*

11/28/88 H W 98-61

Florida*All-Time: Series tied 1-1**At Madison: UW leads 1-0**At Gainesville: UW trails 0-1*12/20/67 H W 86-81
12/21/68 A L 66-71**Florida A&M***All-Time: UW leads 1-0**At Madison: UW leads 1-0*

11/26/83 H W 100-56

Florida State*All-Time: UW leads 1-0**At Madison: UW leads 1-0*

12/4/61 H W 64-63

Florida Tech*All-Time: UW leads 1-0**At Madison: UW leads 1-0*

12/13/71 H W 90-58

Fordham*All-Time: UW leads 1-0**Neutral Site: UW leads 1-0*

12/16/66 N W 67-66

Fresno State*All-Time: UW leads 3-1**At Madison: UW leads 1-0**At Fresno: UW leads 1-0**Neutral Site: Series tied 1-1*12/30/91 N L 68-71
12/27/97 A W 64-60
12/27/98 H W 87-65
3/16/00 N W 66-56**Furman***All-Time: UW leads 1-0**At Madison: UW leads 1-0*

12/15/01 H W 68-60

George Washington*All-Time: UW trails 0-1**At Wash., D.C.: UW trails 0-1*

12/7/77 A L 74-77

Georgetown*All-Time: Series tied 1-1**Neutral Site: Series tied 1-1*12/28/71 N W 82-62
12/28/82 N L 43-71**Georgia***All-Time: UW trails 0-2**Neutral Site: UW trails 0-2*12/28/74 N L 89-91
12/28/89 N L 64-65**Georgia State***All-Time: UW trails 0-1**Neutral Site: UW trails 0-1*

3/15/01 N L 49-50

Georgia Tech*All-Time: Series tied 1-1**At Atlanta: UW trails 0-1**Neutral Site: UW leads 1-0*12/28/63 N W 104-84
11/28/01 A L 61-62**Gonzaga***All-Time: UW leads 2-0**At Madison: UW leads 1-0**Neutral Site: UW leads 1-0*12/18/63 H W 115-71
12/1/89 N W 63-58**Grambling***All-Time: UW leads 1-0**At Madison: UW leads 1-0*

12/29/93 H W 103-83

Hardin-Simmons*All-Time: UW leads 1-0**At Madison: UW leads 1-0*

1/27/65 H W 83-63

Harvard*All-Time: UW leads 1-0**At Madison: UW leads 1-0*

1/31/42 H W 58-41

Hawaii*All-Time: Series tied 1-1**Neutral Site: Series tied 1-1*12/27/86 N W 82-77
11/25/01 N L 57-60**Hawaii-Hilo***All-Time: UW leads 1-0**At Hilo: UW leads 1-0*

11/23/01 A W 78-62

Houston*All-Time: Series tied 1-1**At Madison: UW leads 1-0**At Madison: UW trails 0-1*12/1/64 H W 76-65
12/11/65 A L 57-82**Howard***All-Time: UW leads 1-0**At Madison: UW leads 1-0*

12/21/91 H W 64-57

Illinois*All-Time: UW trails 68-102**At Madison: UW leads 50-36**At Champaign: UW trails 17-65**Neutral Site: Series tied 1-1*3/3/06 A W 36-32
3/10/06 H W 1-0%
1/19/07 A W 22-16
2/1/07 H W 47-13
1/18/08 A W 28-20
3/9/08 H W 27-14
1/16/09 A L 19-281/23/09 H W 20-10
1/21/10 H W 28-16
1/25/10 A L 14-34
1/21/11 H W 20-17
3/11/11 A L 18-21
1/13/12 H W 27-10
3/15/12 A W 23-15
1/11/13 A W 16-15
2/21/13 H W 18-13
1/10/14 A W 26-25
2/20/14 H W 29-16
2/8/15 A L 19-39
2/13/15 H L 17-19
1/22/16 A L 20-27
2/19/16 H W 34-14
2/20/17 H W 25-14
2/24/17 A L 17-20
1/19/18 A W 22-21
2/23/18 H W 23-15
1/25/19 H L 15-25
1/15/19 A L 14-16
1/24/20 A L 20-43
2/21/20 H W 33-29
1/22/21 H W 23-18
2/19/21 A L 9-17
2/10/22 H W 25-23
2/27/22 A L 35-37
2/16/24 H W 13-12
2/25/24 A L 20-31
2/21/25 A L 25-35
3/9/25 H W 24-9
2/28/27 A L 28-32
3/5/27 H W 39-13
1/16/28 H L 33-34
3/9/28 A W 32-22
1/18/30 H W 14-9
2/24/30 H W 23-17
1/05/31 A W 12-9
1/24/31 H W 30-20
2/11/33 A L 25-38
2/20/33 H L 15-29
1/6/34 A L 17-20
2/17/34 H W 28-22
1/11/36 H L 27-29
2/15/36 A L 20-36
1/9/37 H L 28-31
2/22/37 A L 31-48
1/21/39 H L 34-37
2/19/40 A L 35-37
2/15/41 H W 46-30
1/3/42 H L 40-55
2/23/42 A L 43-45
1/11/43 H L 40-52
2/20/43 A L 26-50
1/03/44 H L+ 43-45
1/7/44 A W 43-38
1/1/46 H L 31-56
1/18/46 A L 53-72
1/1/47 H W 53-47
1/25/47 A L 37-63
1/3/48 H W 52-47
1/24/48 A L 36-57
1/3/49 A L 50-62
2/5/49 H L 54-61

1/2/50	H	W	59-50	1/8/73	A	L	74-76
2/25/50	A	L	58-76	2/10/73	H	W	99-88
1/1/51	H	L+	69-71	1/19/74	H	W	101-75
2/10/51	A	L	52-63	1/13/75	A	L	56-72
1/7/52	A	L	49-53	2/10/75	H	W	76-70
3/08/52	H	W	58-48	1/12/76	A	L	61-71
1/10/53	A	L	61-71	2/9/76	H	L	59-70
2/7/53	H	L	61-65	2/3/77	A	L	72-82
2/13/54	H	L+	64-70	2/12/77	H	W	62-50
2/22/54	A	L	64-66	2/2/78	A	L	71-74
1/1/55	A	W	79-64	2/11/78	H	W	80-73
2/19/55	H	L	71-99	1/18/79	H	L	74-81
1/9/56	A	L	77-96	2/15/79	A	L	64-81
1/12/57	H	L	63-79	1/19/80	H	L	64-69
1/4/58	H	L	59-64	2/7/80	A	L	50-67
1/13/58	A	W	71-70	1/24/81	A	W	54-45
1/5/59	H	L	51-77	2/12/81	H	L	65-84
2/16/59	A	L	54-93	2/4/82	A	L	54-88
2/20/60	H	W	75-63	2/13/82	H	L	60-68
2/6/61	A	L	73-77	1/8/83	H	L	54-61
1/29/62	A	W	85-81	3/10/83	A	L	64-71
2/19/62	H	W	103-101	1/7/84	H	L+	62-63
2/11/63	H	W	84-77	3/10/84	A	L	57-81
2/23/63	A	L	77-89	1/17/85	H	L	67-78
3/7/64	A	L	73-97	2/16/85	A	L	49-68
12/15/64	H	L	56-70	1/16/86	A	L	54-73
12/14/65	H	L	70-90	2/15/86	H	L	74-82
1/11/66	A	L	64-80	1/8/87	H	L	66-68
12/19/66	A	L	74-87	2/7/87	A	L	74-99
3/11/67	H	W	102-92	1/16/88	H	L	65-80
2/6/68	H	L	60-68	2/21/88	A	L	65-85
2/1/69	A	L	73-86	1/12/89	A	L	80-103
1/3/70	H	L	69-74	1/18/89	H	W	72-52
2/3/70	A	W	66-65	1/4/90	A	L	59-73
1/12/71	A	L	82-84	1/25/90	H	L	63-66
2/23/71	H	W	88-84	1/2/91	A	L	62-70
2/26/72	A	L	86-91	3/6/91	H	W	85-77
3/11/72	H	W	97-84	1/22/92	A	L	67-74



Wisconsin defeated Illinois 70-53 to win the 2004 Big Ten Tournament title.

2/20/92	H	W	92-78	1/11/26	H	W	33-31
1/27/93	A	L	72-80	3/9/26	A	L	20-35
2/28/93	H	W	74-66	1/8/27	H	L	23-28
1/25/94	H	W	66-56	2/26/27	A	L	23-31
2/27/94	A	L	65-76	1/14/29	H	W	24-20
2/4/95	H	W	73-60	2/16/29	A	W	27-25
2/3/96	A	W	57-56	1/23/30	A	W+	23-21
1/25/97	A	W	73-56	3/8/30	H	W	34-23
2/12/97	H	W	62-45	2/15/32	A	L	21-33
1/21/98	A	L	48-62	3/5/32	H	W	35-26
2/7/98	H	L+	47-53	1/14/33	A	W+	38-37
3/6/98	UC	L	61-66	2/18/33	H	L+	28-29
1/20/99	H	W	75-53	1/12/35	A	W	30-23
2/6/99	A	L	51-53	2/16/35	H	W+	37-27
1/8/00	H	W	63-59	1/20/36	H	L	24-26
2/13/01	A	L	67-68	2/22/36	A	L	21-54
1/7/02	H	W	72-66	2/7/38	A	L	44-47
1/23/02	A	L	48-80	2/28/38	H	W	34-32
1/11/03	A	L	63-69	1/14/39	A	L	19-43
3/5/03	H	W	60-59	1/15/40	H	L	34-40
1/24/04	H	W	76-56	2/24/41	A	W	38-30
2/18/04	A	L	57-65	1/5/42	A	L	34-38
3/14/04	CF	W	70-53	1/24/42	H	W	42-36

% - forfeited by UI
 UC - United Center, Chicago
 CF - Consecro Fieldhouse

Illinois-Chicago

All-Time: UW trails 0-1

At Madison: UW trails 0-1

12/4/81 H L 66-74

Illinois State

All-Time: UW leads 2-1

At Madison: Series tied 1-1

At Normal: UW leads 1-0

3/18/96 H L 62-77

11/18/97 H W 80-66

12/5/98 A W 71-54

Indiana

All-Time: UW trails 53-91

At Madison: UW trails 31-40

At Bloomington: UW trails 22-50

Neutral Site: UW trails 0-1

1/29/10 H L 11-13

3/7/10 A W 33-8

2/3/11 H W 51-9

3/10/11 A L 18-21

2/17/12 H W 51-10

3/16/12 A W 32-21

2/13/13 A W 30-19

2/27/13 H W 48-10

1/12/14 A W 57-15

2/24/14 H W 46-24

1/9/15 A W 39-18

1/18/15 H W 47-15

3/6/17 H W 29-14

3/15/17 A W 18-16

2/24/19 H W 29-16

3/15/19 A L 12-22

1/8/23 A W 17-10

3/12/23 H W 35-17

1/5/24 A W 23-21

1/14/24 H W 28-27

1/11/26	H	W	33-31	2/13/43	H	L	44-51
3/9/26	A	L	20-35	2/15/43	H	W	57-53
1/8/27	H	L	23-28	2/11/44	A	W	62-43
2/26/27	A	L	23-31	2/12/44	A	W	52-31
1/14/29	H	W	24-20	1/11/47	H	W	70-49
2/16/29	A	W	27-25	1/10/48	A	W	58-54
1/23/30	A	W+	23-21	1/15/49	H	W	58-48
3/8/30	H	W	34-23	1/7/50	A	L	59-61
2/15/32	A	L	21-33	3/5/51	A	L	58-68
3/5/32	H	W	35-26	2/23/52	H	L	48-63
1/14/33	A	W+	38-37	2/9/53	A	L	48-66
2/18/33	H	L+	28-29	2/16/53	H	L	70-72
1/12/35	A	W	30-23	1/4/54	A	L	67-70
2/16/35	H	W+	37-27	1/16/54	H	L	74-90
1/20/36	H	L	24-26	1/15/55	H	W	77-66
2/22/36	A	L	21-54	2/7/55	A	L	58-65
2/7/38	A	L	44-47	1/7/56	H	L	71-75
2/28/38	H	W	34-32	2/13/56	A	W	69-67
1/14/39	A	L	19-43	1/7/57	A	L	68-79
1/15/40	H	L	34-40	2/23/57	H	L	74-85
2/24/41	A	W	38-30	2/10/58	H	L	87-93
1/5/42	A	L	34-38	3/7/59	A	L	71-97
1/24/42	H	W	42-36	2/6/60	H	L	85-97
2/13/43	H	L	44-51	2/13/60	A	L	71-91
2/15/43	H	W	57-53	2/18/61	H	L	84-98
2/11/44	A	W	62-43	3/6/61	A	L	69-80
2/12/44	A	W	52-31	2/12/62	A	W	105-94
1/11/47	H	W	70-49	2/25/63	H	W	102-96
1/10/48	A	W	58-54	2/17/64	H	L++	80-82
1/15/49	H	W	58-48	2/24/64	A	L	82-108
1/7/50	A	L	59-61	2/20/65	A	L	87-100
3/5/51	A	L	58-68	3/8/65	H	L	73-92
2/23/52	H	L	48-63	2/7/66	H	W	79-78
2/9/53	A	L	48-66	2/11/67	A	L	81-93
2/16/53	H	L	70-72	2/10/68	H	W	95-83
1/4/54	A	L	67-70	3/5/68	A	L	85-93
1/16/54	H	L	74-90	2/4/69	H	L	63-65
1/15/55	H	W	77-66	2/25/69	A	L	84-101
2/7/55	A	L	58-65	2/17/70	A	L	77-89
1/7/56	H	L	71-75	3/2/71	H	W++	94-87
2/13/56	A	W	69-67	1/15/72	A	W+	66-64

2/12/72	H	L+	76-84
1/6/73	H	L	64-78
2/24/73	A	L	55-57
1/12/74	A	L	51-52
2/11/74	H	L	63-81
1/20/75	H	L	69-89
2/17/75	A	L	58-93
1/31/76	A	L	61-114
2/26/76	H	L	67-96
1/15/77	H	L	64-79
2/24/77	A	W	66-64
1/14/78	H	W	78-65
2/23/78	A	L	54-58
1/25/79	A	L	61-82
2/17/79	H	L+	62-68
1/5/80	H	W	52-50
2/28/80	A	L	52-61
2/5/81	A	L	64-89
2/14/81	H	L	52-59
1/28/82	H	L	56-62
2/18/82	A	L	57-88
2/3/83	A	L	73-83
2/12/83	H	L	56-75
2/4/84	H	L	67-81
2/9/84	A	L	64-74
1/12/85	A	L	68-90
2/7/85	H	L	54-58
1/11/86	H	L	69-80
2/6/86	A	L	69-78
1/15/87	A	L	65-103
2/16/87	H	L+++	85-86
1/19/88	A	L	53-55
3/9/88	Ho	L	74-84
1/19/89	H	L+	58-61
3/9/89	A	L	64-75
2/1/90	A	L	61-85
3/3/90	H	L	68-70
1/30/91	A	L	57-73
3/2/91	H	L	61-74
1/11/92	H	L	63-79
3/12/92	A	L	41-66
3/14/93	H	L	80-87
3/12/94	A	L	65-78
1/7/95	A	L	70-73
3/8/95	H	L	70-72
1/10/96	A	L	55-81
3/2/96	H	L	68-76
1/4/97	H	W	71-58
3/5/97	A	L	66-70
1/25/98	H	L	59-69
2/3/99	A	L	60-71
1/5/00	A	L	67-71
3/5/00	H	W	56-53
1/4/01	H	W	49-46
2/24/01	A	L	55-85
3/9/01	UC	L	52-64
2/13/02	A	W	64-63
2/15/03	H	W	71-59
1/6/04	H	W	79-45
3/6/04	A	W	70-52

UC - United Center

Indiana State

All-Time: UW trails 0-1

At Madison: UW trails 0-1

12/10/62	H	L	86-87
----------	---	---	-------

Iowa

All-Time: UW trails 67-74

At Madison: UW leads 43-29

At Iowa City: UW trails 23-44

Neutral Site: Series tied 1-1

3/1/09	H	W	30-9
1/5/12	A	W	38-12
2/12/12	H	W	30-5
1/10/16	A	W+	36-31
2/28/16	H	W	38-19
1/8/18	A	W	36-22
1/21/18	A	W	34-19
2/10/19	H	W	29-18
3/10/19	A	L	27-29
1/5/20	A	W	35-18
1/19/20	H	L	20-21
1/7/22	A	W	18-15
2/13/22	H	L	18-24
3/8/24	A	L	19-22
3/11/24	H	W	36-26
2/16/25	H	W	16-15
3/3/25	A	W	25-23
2/22/27	H	W	24-21
3/11/27	A	L	17-26
2/20/28	H	W	31-21
3/3/28	H	W	20-17
1/17/31	H	W	24-13
2/16/31	H	L	17-19
1/9/33	H	W	21-19
2/13/33	A	L	25-31
1/8/34	A	L	26-32
3/3/34	H	W	35-32
1/13/36	H	W	27-21
2/17/36	A	L	25-32
1/18/37	H	W	29-23
2/20/37	A	L	35-43
1/7/39	H	W	28-24
2/10/40	A	L	35-37
1/11/41	H	W	49-35
1/10/42	A	L	45-49
3/7/42	H	W	62-45
2/19/45	A	L	53-54
2/24/45	H	L	38-68
1/7/46	A	L	50-57
2/16/46	H	L	39-44
1/4/47	A	W	63-62
2/3/47	H	W	60-53
1/12/48	H	W	60-51
2/21/48	A	L	40-62
2/19/49	A	L	60-61
2/28/49	H	W	70-47
2/13/50	A	W+	66-62
2/18/50	H	W	53-44
2/17/51	H	L	60-73
3/3/52	A	W	78-75
12/15/52	H	W	75-70
12/29/52	A	L	66-83
1/9/54	A	L	54-71
1/3/55	H	L	69-86

2/18/56	H	L	74-78
2/18/56	A	L	66-80
1/19/57	H	L	47-70
3/9/57	A	W	60-59
2/17/58	A	L	61-74
2/14/59	H	L	84-94
1/4/60	H	L	64-71
2/15/60	A	W	63-58
1/9/61	H	L	68-76
2/13/61	A	L	61-63
1/6/62	H	W	91-79
3/10/62	A	L	64-81
1/14/63	A	L	56-65
3/4/63	H	W	75-69
1/13/64	H	W	79-61
1/4/65	A	L	62-92
1/8/66	H	W	69-68
2/26/66	A	L	70-80
2/18/67	A	W	96-95
3/7/67	H	L+	87-90
2/17/68	A	L	61-69
3/8/69	H	W	84-74
1/10/70	H	L	74-92
2/10/70	A	L	100-119
2/6/71	H	L	91-93
2/27/71	A	W	89-83
1/8/72	H	W	81-80
2/17/73	A	L	76-100
2/9/74	H	W	113-87
3/4/74	A	W	74-58
2/1/75	H	W+	86-85
3/1/75	A	L	68-75
1/17/76	H	L	71-81
2/14/76	A	L	82-96
2/5/77	A	L	73-90
3/5/77	H	L++	93-94
1/30/78	A	L	73-88
2/4/78	H	W	82-72
2/1/79	H	L	64-70
2/10/79	A	L	65-79
1/12/80	A	L	65-66
2/21/80	H	W	62-58
1/15/81	H	L	66-76
2/28/81	A	L	75-96
1/16/82	H	L	62-78
2/25/82	A	L	55-79
1/22/83	H	W	65-62
2/24/83	A	L	63-93
1/21/84	A	L	62-75
2/23/84	H	L	55-63
1/26/85	A	L	65-105
2/20/85	H	W	54-53
1/25/86	H	W	69-63
2/20/86	A	L	48-101
1/5/87	A	L	63-78
3/8/87	H	L	71-81
1/25/88	H	L	89-104
3/10/88	A	L	70-103
1/26/89	A	L	70-78
2/11/89	H	W	65-54
1/11/90	H	W+	73-69
2/10/90	A	W	80-71
1/17/91	H	W	91-79
2/16/91	A	W	56-55

1/29/92	A	L	66-73
3/7/92	H	L	65-70
3/10/93	A	L	65-91
3/9/94	H	W	95-71
1/21/95	A	L	84-96
2/22/95	H	L	77-84
1/13/96	H	W	80-71
2/28/96	A	L	54-69
1/11/97	A	L	53-78
2/26/97	H	W	49-48
2/3/98	H	L	76-79
1/23/99	A	W	72-52
3/5/99	UC	W	74-60
1/29/00	H	L	55-61
2/23/00	A	W	54-45
1/16/01	H	W	67-54
3/3/01	A	W	59-57
1/2/02	A	L	57-69
2/19/02	H	W	64-56
3/8/02	CF	L	56-58
1/22/03	H	W	74-61
2/22/03	A	W	61-53
2/11/04	A	W	54-52

UC - United Center
CF - Conseco Fieldhouse

Iowa State

All-Time: UW trails 3-5

At Madison: UW leads 3-2

At Ames: UW trails 0-3

1/31/29	H	W	34-17
12/5/59	H	L	53-71
12/5/60	A	L	76-88
12/13/66	H	W	80-73
12/16/69	A	L	73-84
12/7/74	H	W	86-84
12/12/77	A	L	73-82
12/29/81	H	L	79-103

Kansas

All-Time: UW trails 1-3

At Madison: Serie tied 1-1

At Lawrence: UW trails 0-2

12/10/55	H	L	66-74
12/22/56	A	L	62-83
12/3/68	H	W	67-62
12/8/69	A	L	60-76

Kansas State

All-Time: Series tied 2-2

At Madison: UW leads 2-0

At Manhattan: UW trails 0-2

12/6/49	H	W	56-48
12/18/50	A	L	58-77
12/4/82	H	W	64-52
12/10/83	A	L	64-71

Kent

All-Time: UW leads 1-0

At Madison: UW leads 1-0

12/2/63	H	W	88-77
---------	---	---	-------

Kentucky

All-Time: UW trails 1-3

At Lexington: UW trails 0-2

Neutral Site: Serie tied 1-1

12/20/63	A	L	85-105
12/31/68	N	W	69-65
11/27/76	A	L	64-72
3/27/03	N	L	57-63

Kentucky State

All-Time: UW leads 3-0

At Madison: UW leads 2-0

Neutral Site: UW leads 1-0

12/5/80	N	W	77-65
12/3/84	H	W	88-74
12/23/86	H	W	87-59

Long Island

All-Time: UW leads 1-0

Neutral Site: UW leads 1-0

12/1/78	N	W	73-68
---------	---	---	-------

LSU

All-Time: UW leads 4-0

At Madison: UW leads 1-0

At Baton Rouge: UW leads 1-0

Neutral Site: UW leads 2-0

12/19/53	A	W	82-66
12/18/54	H	W	107-68
12/15/67	N	W	96-94
3/23/00	N	W	61-48

Louisville

All-Time: UW trails 0-1

At Louisville: UW trails 0-1

12/28/78	A	L	53-70
----------	---	---	-------

Loyola Chicago

All-Time: UW leads 9-6

At Madison: UW leads 7-3

At Chicago: UW trails 2-3

12/11/48	H	L	37-40
12/10/49	A	W	68-55
12/8/50	H	L	51-54
12/7/53	A	W	75-54
12/12/59	H	W	85-67
1/28/61	A	L	79-87
12/6/75	H	W	88-73
12/15/76	H	W	71-68
12/29/77	H	W	71-70
12/9/78	H	W	79-74
12/12/87	H	L	75-78
12/7/88	A	L	76-90
11/23/91	H	W	89-67
12/1/92	A	L	66-68
11/14/98	H	W	66-29

Loyola (LA)

All-Time: UW leads 4-0

At Madison: UW leads 2-0

At Los Angeles: UW leads 2-0

12/13/51	H	W	66-47
12/8/52	A	W	81-60
12/12/70	H	W	94-83
12/6/71	A	W	67-66

Loyola-Marymount

All-Time: UW leads 2-0

At Madison: UW leads 1-0

At Los Angeles: UW leads 1-0

12/4/93	A	W	103-67
12/23/94	H	W	75-60

Maine

All-Time: UW leads 1-0

Neutral Site: UW leads 1-0

12/2/88	N	W	89-72
---------	---	---	-------

Manhattan

All-Time: UW leads 2-0

At Madison: UW leads 1-0

Neutral Site: UW leads 1-0

12/29/89	N	W	63-48
3/13/96	H	W	55-42

Marquette

All-Time: UW leads 60-50

At Madison: UW leads 35-14

At Milwaukee: UW trails 25-35

12/19/17	H	W	15-14
12/18/20	A	W	23-18
1/3/23	H	L	8-9
12/19/23	A	W	27-7
12/18/25	A	W	42-26
12/22/26	A	W	29-26
2/11/30	H	W	29-15
2/13/30	A	W	29-22
12/30/30	A	L	14-16
12/21/31	A	L	23-26
2/8/32	H	W	18-16
12/17/32	H	L	16-18
1/3/33	A	L	16-22
12/16/33	H	W	32-30
1/2/34	A	L	26-28
12/15/34	H	W	29-20
12/22/34	A	L	25-33
12/14/35	H	W	35-22
12/21/35	A	W	46-21
12/12/36	H	W	29-21
12/19/36	A	W	35-29
12/4/37	H	L	21-32
12/18/37	A	L	32-38
12/5/38	H	W	27-26
12/17/38	A	L	27-46
12/9/39	H	W	46-39
12/16/39	A	L	28-41
12/7/40	H	W	38-32
12/21/40	A	L	30-40
12/6/41	H	W	35-34
12/20/41	A	W	36-25
12/5/42	H	W	45-36
12/19/42	A	W	50-38
12/4/43	H	L	43-51
12/18/43	A	W	40-37
12/9/44	H	W	45-40
12/23/44	A	W	46-39
12/8/45	H	W	42-32
12/22/45	A	L	41-62
12/7/46	H	W	65-51
12/21/46	A	L	47-55
12/6/47	H	W	57-50

12/31/47	A	W	67-60
12/4/48	H	W+	67-63
12/31/48	A	W	60-34
12/3/49	H	W	63-48
12/17/49	A	W	62-45
12/2/50	H	W	49-42
12/16/50	A	L	58-61
12/1/51	H	W	48-46
12/22/51	A	L	47-51
12/5/52	H	W	76-55
12/4/53	A	W	64-56
12/2/58	H	L	47-76
12/19/59	A	L	66-84
12/10/60	H	W	55-51
12/20/61	A	L	75-92
12/19/62	H	W	76-58
12/29/62	A	W	70-56
1/28/64	A	W	72-68
12/19/64	A	L	61-62
1/13/65	H	L	58-59
1/3/66	A	W	73-72
1/4/67	H	L	60-66
12/16/67	A	W	70-62
1/11/68	A	L	56-71
12/28/68	A	L	56-59
1/28/69	H	W	56-50
12/27/69	A	L	43-64
1/27/70	A	L	51-60
12/30/70	A	L	69-72
2/2/71	H	L	75-89
1/3/72	A	L	60-72
12/30/72	A	L++	73-75
2/6/73	H	L	58-64
12/29/73	A	L+	48-49
2/5/74	A	L	58-59
2/4/75	H	L	63-69
12/16/75	A	L	54-78
12/30/75	A	L	66-82
12/28/76	A	L	57-64
2/21/77	H	L	58-73
2/14/78	A	L	64-75
12/23/78	H	W	65-52
12/15/79	A	W	57-56
3/10/81	H	L	53-64
3/9/82	A	L	64-94
2/17/83	H	L	62-68
2/16/84	A	L	59-74
11/30/85	H	W	75-74
12/1/86	A	L	71-84
12/10/87	H	W	66-55
12/3/88	A	W	70-55
2/22/89	H	W	61-50
12/2/89	A	W+	63-58
2/19/90	H	W	82-65
12/4/90	A	L	58-69
1/4/92	H	W	81-63
1/2/93	A	W	77-67
1/2/94	H	W	71-52
12/31/94	A	L	65-80
12/31/95	H	W	55-46
12/31/96	A	L	52-59
11/14/97	H	L	60-65
12/23/98	A	W	61-45
12/23/99	H	W	86-74

12/23/00	A	W	52-47
12/22/01	H	W	86-73
12/14/02	A	L	54-63
12/20/03	H	W	63-59

Marshall

All-Time: UW trails 0-1

Neutral Site: UW trails 0-1

12/27/71	N	L	83-85
----------	---	---	-------

Maryland

All-Time: UW leads 3-2

At Madison: UW leads 1-0

At College Park: Series tied 1-1

Neutral Site: Series tied 1-1

12/30/31	H	W+	32-30
12/22/32	A	W	22-13
11/29/00	N	W+	78-75
3/17/02	N	L	57-87
12/2/03	A	L+	67-73

Memphis

All-Time: UW leads 1-0

Neutral Site: UW leads 1-0

11/23/96	N	W	49-46
----------	---	---	-------

Miami (FL)

All-Time: UW leads 2-0

At Madison: UW leads 1-0

At Miami: UW leads 1-0

12/7/85	H	W	88-66
12/8/86	A	W	65-54

Miami (OH)

All-Time: UW leads 1-0

At Madison: UW leads 1-0

12/15/62	H	W	84-58
----------	---	---	-------

Michigan

All-Time: UW trails 55-85

At Madison: UW leads 39-32

At Ann Arbor: UW trails 15-52

Neutral Site: Series Tied 1-1

2/14/20	H	W	40-13
3/6/20	A	L	20-23
1/8/21	H	W	27-24
1/24/21	A	W	25-17
1/14/22	H	W+	18-16
2/18/22	A	L	17-18
2/14/23	A	W	18-15
2/19/23	H	W	16-11
1/19/25	A	L	12-14
2/28/25	H	L	16-27
2/22/26	A	L	13-22
3/1/26	H	L+	23-24
1/9/28	H	W	26-22
3/5/28	A	L	19-42
1/7/29	H	L	23-31
3/4/29	A	L	22-37
1/12/31	A	L	17-23
2/28/31	H	L	15-26
1/9/32	H	L	18-24
2/29/32	A	L	13-33
1/13/34	H	W	34-23
2/19/34	A	W	32-26
1/14/35	A	W	34-20
2/23/35	H	W	33-19

1/16/37	A	L	31-43	1/27/77	H	L	64-69	12/6/36	H	W	26-21	1/16/68	H	W	70-68
3/6/37	H	L	27-41	1/19/78	A	L	64-83	2/6/37	H	W	22-17	2/24/68	A	L	77-87
1/17/38	A	W	39-30	2/16/78	H	L	66-68	2/5/38	H	W	30-27	1/7/69	A	L	67-77
2/21/38	A	L	29-58	1/13/79	H	W	77-66	2/4/39	H	W	39-37	2/22/69	H	W	76-64
1/16/39	A	W	42-39	2/22/79	A	W	66-65	2/3/40	A	L	41-48	2/7/70	H	W	89-79
1/8/40	H	L	39-44	1/31/80	H	L+	69-73	2/23/46	H	L	48-59	2/20/71	A	L	78-97
1/18/41	A	W	40-30	2/9/80	A	L	59-68	3/1/46	A	L	52-56	1/11/72	A	L	76-83
1/19/42	H	W	58-36	1/31/81	H	L	67-74	1/20/47	A	W	58-48	2/29/72	H	W	101-74
1/15/43	A	L	34-38	2/7/81	A	L	64-71	2/9/48	H	W	51-39	1/20/73	H	W	93-80
1/16/43	A	W	55-34	1/7/82	A	W	65-63	2/6/50	A	W	66-47	3/10/73	A	L+	78-79
1/14/44	H	W	50-41	3/6/82	H	L	84-91	1/8/51	A	W	53-52	3/2/74	H	W	87-80
1/15/44	H	W	42-31	1/15/83	A	L	57-62	2/24/51	H	W	35-29	1/25/75	A	L	87-105
2/10/45	A	W	55-44	3/2/83	H	W	82-70	1/21/52	A	L	39-50	2/22/75	H	W	103-96
2/2/45	H	L	39-50	1/14/84	H	W	71-64	2/16/52	H	L	55-57	1/3/76	H	W	70-63
2/2/46	H	W	58-57	3/1/84	A	L	75-84	2/23/53	A	L	45-53	3/6/76	A	W	86-82
2/11/46	A	L	56-66	2/2/85	H	L	81-94	3/9/53	H	W	58-51	1/6/77	A	L	61-84
2/10/47	A	W	52-51	2/28/85	A	L	68-88	1/18/54	A	W	57-53	1/29/77	H	W+++	87-83
1/17/48	H	L	39-43	2/1/86	A	L	64-91	3/1/54	H	W	79-56	1/7/78	A	L	63-74
2/7/49	A	L	38-40	2/26/86	H	L	74-97	1/8/55	A	L	77-94	3/2/78	H	L	75-89
1/14/50	H	W	53-41	1/24/87	H	L	78-84	2/5/55	H	L	70-73	1/4/79	A	L	55-64
1/6/51	A	W	61-52	2/18/87	A	L	64-77	2/27/56	A	L	82-89	3/3/79	H	W	83-81
2/26/51	H	L	50-52	1/21/88	A	L	54-65	2/25/57	H	L	62-78	1/17/80	A	L	61-62
2/18/52	A	L	55-56	2/11/88	H	L	67-80	1/20/58	H	W	66-52	2/14/80	H	W	80-66
2/25/52	H	W	69-53	1/21/89	H	W	71-68	2/22/58	A	L	59-93	1/22/81	H	W	63-62
2/14/53	H	W	75-63	2/25/89	A	L	70-92	2/2/59	H	L	57-88	2/19/81	A	L	65-74
2/21/53	H	W	74-52	2/3/90	H	L	63-77	3/2/59	A	L	73-93	1/23/82	A	L	58-68
2/20/54	H	W	77-56	3/8/90	A	L	64-94	1/2/60	H	L	79-91	2/20/82	H	W	65-60
1/10/55	A	L	63-90	1/19/91	H	L+	68-69	1/7/61	A	W	74-71	1/13/83	A	L	66-86
1/16/56	H	W	69-58	2/21/91	A	L	62-65	1/8/62	A	W	83-78	3/5/83	H	L	65-91
2/25/56	A	L	68-78	1/25/92	A	L	83-98	2/10/62	H	W	77-72	1/12/84	H	W	81-74
1/14/57	A	L	62-71	2/26/92	H	W	96-78	1/12/63	H	L	68-75	3/3/84	A	L	59-78
2/11/57	H	W	70-65	1/9/93	H	L	73-98	3/2/63	A	W+	92-89	1/31/85	H	L	68-77
1/6/58	A	L	49-70	2/10/93	A	L	66-85	1/6/64	A	L	90-106	3/2/85	A	L	63-82
3/3/58	H	L	65-72	1/29/94	A	L	75-79	2/27/65	H	W	99-89	1/30/86	A	L	81-83
1/12/59	H	L	74-84	3/2/94	H	W	71-58	2/5/66	A	L	65-79	3/2/86	H	L	71-84
2/23/59	A	L	63-87	2/1/95	A	L	58-62	2/19/66	H	W	78-77	1/22/87	H	L	78-81
2/22/60	A	W+	88-82	2/11/95	H	W	70-65	1/28/67	A	L	61-68	2/21/87	A	W	65-63
2/27/61	H	W	76-68	1/3/96	H	W	51-46	2/25/67	H	W	68-64	1/7/88	H	W++	78-72
2/5/62	H	L	74-81	3/9/96	A	L	51-65								
2/17/62	A	L	65-84	2/6/97	H	W	58-53								
2/4/63	A	W	81-78	12/31/98	H	L	63-76								
3/9/63	H	L	80-82	2/28/98	A	L	70-76								
2/22/64	H	L	59-103	12/30/99	A	L	55-59								
3/2/65	A	L	75-98	2/27/99	H	L	39-51								
1/29/66	H	L	67-69	2/16/00	H	W	75-59								
2/12/66	A	L	102-120	2/3/01	A	W	60-41								
12/29/67	LA	L	88-98	2/2/02	A	L	53-64								
1/10/67	H	W	98-90	2/27/02	H	W	74-54								
3/4/67	Det.	W	80-79	1/8/03	A	L	65-66								
1/6/68	H	W	77-75	2/26/03	H	W	73-42								
3/1/69	A	L	79-84	1/21/04	H	W	74-63								
2/14/70	H	W	84-74	2/22/04	A	L	59-71								
2/28/70	A	W	90-86												
1/9/71	H	L	89-90												
3/13/71	A	L	73-93												
3/7/72	A	L	70-93												
3/3/73	H	W	94-79												
1/28/74	A	L	75-83												
2/25/74	H	L	74-79												
1/27/75	A	L+	73-75												
2/24/75	H	W	70-68												
1/8/76	H	L	81-106												
2/2/76	A	L	86-107												
1/8/77	A	L	63-66												

Michigan State
All-Time: UW trails 52-63
At Madison: UW leads 37-22
At E. Lansing: UW trails 14-38
Neutral Site: UW trails 1-3
 12/10/22 H W 27-13
 12/30/33 H W 26-16
 2/5/34 H L 22-23
 12/31/35 H W+ 23-21



Alando Tucker had nine points and five rebounds as UW defeated Michigan State 64-53 on Feb. 11, 2003.

3/12/88	A	W	71-69	2/28/14	A	W	27-9	1/5/53	A	L	53-64	2/8/89	A	L	58-59
3/2/89	H	W+	69-64	1/16/15	A	W	23-20	1/12/53	H	W	76-74	1/22/90	H	W	77-75
3/11/89	A	L	61-70	2/27/15	H	W	31-7	2/15/54	H	L	68-78	2/22/90	A	L	67-68
1/6/90	H	L	61-64	1/15/16	H	W	31-11	3/6/54	A	L	73-78	1/7/91	H	W	72-62
2/8/90	A	L	57-60	3/4/16	A	W	32-14	2/21/55	H	L	69-71	3/9/91	A	L	70-80
1/10/91	A	L	50-65	1/13/17	A	L	25-33	3/5/55	A	W	78-72	1/15/92	H	L	48-49
2/9/91	H	W++	84-78	3/10/17	H	W	16-13	2/11/56	H	L	71-77	3/4/92	A	L	57-76
2/8/92	H	L	64-79	3/2/18	A	W	18-17	2/18/57	A	L	53-85	1/16/93	H	W	79-70
2/12/92	A	L	61-76	3/16/18	H	L	11-19	2/8/58	H	L	66-71	2/18/93	A	L	71-85
1/23/93	A	W	67-66	1/18/19	A	L	11-38	2/24/58	A	L	63-71	1/12/94	A	L	53-90
2/24/93	H	W	65-62	3/1/19	H	L	12-23	1/3/59	A	L	66-79	2/12/94	H	L	78-109
1/19/94	A	L	60-70	1/31/20	H	W	28-12	2/21/59	H	L	50-69	1/14/95	H	W	74-67
2/2/94	Ho	W	87-62	2/28/20	A	L	26-32	1/30/60	A	L	72-86	2/28/95	A	L	70-78
1/4/95	H	L	64-78	1/29/21	A	L	21-22	2/20/61	H	W	83-75	1/24/96	H	W+	73-65
3/11/95	A	L	72-97	3/5/21	H	W	18-12	2/3/62	A	W	94-88	2/17/96	A	L	66-70
1/17/96	H	W	61-48	1/21/22	H	L	15-17	2/26/62	H	L	90-92	1/2/97	A	L	48-65
2/24/96	A	W	73-52	3/4/22	A	W	34-20	2/2/63	H	L	68-69	3/8/97	H	W	66-65
1/9/97	H	L	50-58	1/20/23	A	W	24-12	2/18/63	A	L	48-72	1/27/98	A	L	48-58
3/1/97	A	L	49-68	3/3/23	H	W	36-10	2/1/64	A	L	92-111	1/30/99	H	W	61-50
1/8/98	A	L	40-63	1/10/25	A	L	14-16	3/2/64	H	L	96-105	1/22/00	H	W	85-53
2/21/98	H	L	47-56	1/24/25	H	L	14-25	1/9/65	A	L	57-81	2/5/00	A	W	66-64
1/6/99	H	W	66-51	1/5/26	H	W	36-24	2/16/65	H	L	91-101	1/6/01	A	L	49-54
2/21/99	A	L	51-56	3/5/26	A	L	19-31	3/7/66	A	W	87-74	2/21/01	H	W	64-54
3/6/99	UC	L	41-56	1/14/28	A	W	35-26	2/14/67	H	W	85-75	1/16/02	H	W	73-64
2/12/00	H	L	44-61	2/11/28	H	W	38-18	1/30/68	A	W	72-62	2/16/02	A	W	67-62
2/19/00	A	L	54-59	1/5/29	A	W	29-21	2/27/68	H	W	94-82	1/15/03	H	W	66-50
3/11/00	UC	L	46-55	1/19/29	H	W	39-17	1/14/69	H	W	68-61	3/2/03	A	W	69-61
3/25/00	N	L	41-53	1/19/31	A	L	26-28	2/11/69	A	W	69-63	2/4/04	H	W	80-66
1/13/01	A	L+	59-69	2/14/31	H	L	15-42	1/13/70	H	W	90-84	3/12/04	CF	W	66-52
2/27/01	H	L	47-51	2/20/32	A	L	17-43	3/6/71	A	L	98-104	% - forfeited by UM			
1/12/02	A	W	64-63	3/7/32	H	L	21-23	1/18/72	H	L	59-65	CF - Consecro Fieldhouse			
1/11/03	H	W	64-53	2/10/34	A	W	31-30	2/19/72	A	L	73-76	Mississippi Valley St.			
1/10/04	H	W	77-64	3/5/34	H	W	34-23	1/13/73	A	L	54-78	<i>All-Time: UW leads 1-0</i>			
3/2/04	A	W+	68-64	1/21/35	H	W	38-31	1/29/73	H	L	64-81	<i>At Madison: UW leads 1-0</i>			
3/13/04	CF	W	68-66	2/18/35	A	W	28-27	2/2/74	A	L+	63-64	12/23/93 H W 115-79			
UC - United Center				2/13/37	H	L	32-37	1/2/75	H	L	46-61	Missouri			
CF - Consecro Fieldhouse				2/27/37	A	L	17-30	3/3/75	A	L	58-65	<i>All-Time: UW leads 7-4</i>			
Minnesota				1/8/38	H	W	35-28	1/19/76	H	L	84-96	<i>At Madison: UW leads 5-0</i>			
<i>All-Time: UW trails 82-96</i>				3/5/38	A	L	28-35	2/16/76	A	L	74-98	<i>At Columbia: UW trails 0-3</i>			
<i>At Madison: UW leads 54-32</i>				2/20/39	A	L	32-34	1/22/77	A	L	64-82%	<i>Neutral Site: UW leads 2-1</i>			
<i>At Minn.: UW trails 27-64</i>				2/27/39	H	W	35-25	3/3/77	H	L	61-64%	12/22/30 H W 37-9			
<i>Neutral Site: UW leads 1-0</i>				2/12/40	H	W	36-34	1/21/78	A	L	51-61	12/31/37 H W 40-29			
2/17/00	A	L	15-17	2/26/40	A	L	39-44	2/29/78	H	L	55-64	12/30/44 N W 52-37			
2/23/01	A	L	15-42	1/6/41	A	L	27-44	1/20/79	A	L	72-82	12/9/48 H W 58-42			
2/22/02	A	L	10-30	3/1/41	H	W	42-32	2/8/79	H	L	72-74	12/20/49 A L 48-50			
2/21/03	A	L	11-33	3/2/42	A	W	49-47	1/10/80	A	L+	76-82	12/12/53 H W 64-53			
2/23/06	H	W	31-24	1/30/43	H	W	54-33	2/23/80	H	W	70-55	12/13/54 A L 56-67			
3/17/06	A	L	10-16	3/1/43	A	L	34-48	1/8/81	A	L	60-76	12/15/58 H W 68-60			
1/12/07	A	L	11-18	1/29/44	A	W	49-30	3/7/81	H	W+	60-58	12/14/59 A L 66-78			
3/9/07	H	W	31-20	2/25/44	H	W	50-33	1/21/82	H	L	57-78	3/19/94 N L 96-109			
1/31/08	H	W	37-16	1/13/45	H	W	46-37	2/11/82	A	L	60-71	11/12/99 N W 66-55			
3/7/08	A	W	34-14	3/3/45	A	L	50-54	1/29/83	H	L	58-65	Montana			
1/30/09	A	W	14-13	1/5/46	H	L	45-46	1/19/83	A	L	71-78	<i>All-Time: UW leads 2-0</i>			
3/9/09	H	W	37-14	3/4/46	A	L	57-58	1/25/84	A	L	62-75	<i>At Madison: UW leads 1-0</i>			
2/5/10	H	W	24-14	2/8/47	H	W	60-51	2/15/84	H	L	67-68	<i>Neutral Site: UW leads 1-0</i>			
2/25/10	A	L	9-16	3/1/47	A	L	55-58	1/24/85	A	L	62-72	12/20/65 H W 76-72			
2/4/11	A	L	16-17	1/5/48	H	W	59-50	2/24/85	H	W	65-61	11/30/97 N W 78-61			
3/1/11	H	L	13-21	3/1/48	A	L	41-46	1/23/86	H	L	65-67	Morgan State			
1/20/12	H	W	22-12	1/10/49	A	L	33-47	2/22/86	A	W	70-64	<i>All-Time: UW leads 2-0</i>			
3/9/12	A	W+	29-26	3/5/49	A	W	45-43	1/3/87	A	L	67-69	<i>At Madison: UW leads 2-0</i>			
1/18/13	A	W	19-11	1/16/50	H	W	57-54	3/5/87	H	W	69-52	12/23/79 H W 94-42			
2/25/13	H	W	29-11	3/4/50	A	W	60-54	2/8/88	A	L	62-71	11/25/84 H W 93-78			
1/17/14	H	W	28-7	2/3/51	A	W	47-44	2/28/88	H	W	81-70				
				2/9/52	H	L	47-54	1/4/89	H	W	75-67				

WISCONSIN HISTORY

Navy

All-Time: UW leads 2-0
Neutral Site: UW leads 2-0
 3/22/47 N W 50-49
 12/29/91 N W 93-58

Nebraska

All-Time: UW trails 6-10
At Madison: UW leads 4-2
At Lincoln: UW trails 1-6
Neutral Site: UW trails 1-2

3/5/04 A L 22-25
 2/21/07 H W 35-31
 3/3/08 H W 34-4
 1/3/22 H W 27-14
 12/30/39 N L 43-53
 1/4/41 A W 46-31
 12/19/55 H W 71-52
 12/10/56 A L 51-53
 12/1/65 H L 88-101
 11/30/68 A L 55-68
 12/27/79 N L 82-83
 12/5/83 H L++ 69-71
 12/12/84 A L 51-53
 12/11/90 A L 63-75
 12/11/91 A L 67-86
 11/22/98 N W 78-41

Nevada

All-Time: UW leads 3-0
At Madison: UW leads 2-0
Neutral Site: UW leads 1-0
 12/20/60 H W 89-56
 12/29/79 N W 86-61
 12/23/97 H W 62-53

New Mexico

All-Time: UW leads 2-0
At Albuquerque: UW leads 1-0
Neutral Site: UW leads 1-0
 12/27/57 A W 61-59
 12/29/84 N W 83-74

New Mexico State

All-Time: UW trails 0-1
Neutral Site: UW trails 0-1
 11/20/98 N L 52-66

New Orleans

All-Time: UW leads 1-0
At Madison: UW leads 1-0
 3/15/89 H W 63-61

NE Illinois

All-Time: UW leads 1-0
At Madison: UW leads 1-0
 11/28/95 H W 89-55

Northern Illinois

All-Time: UW leads 11-2
At Madison: UW leads 8-0
At DeKalb: UW leads 3-2
 12/14/68 H W 69-67
 12/8/75 H W 97-77
 12/13/76 A L 57-81
 12/31/77 H W+ 74-73
 12/20/82 MC W 58-55

12/7/83 H W 90-68
 12/22/84 MC W 83-71
 12/12/85 H W 76-67
 12/11/86 MC W 95-63
 12/1/87 H W 87-77
 12/2/98 H W 67-52
 12/14/99 A L 51-55
 11/25/00 H W 68-64
 MC - Metro Centre, Rockford, Ill.

Northern Iowa

All-Time: UW leads 3-1
At Madison: UW leads 2-0
At Cedar Falls: UW trails 0-1
Neutral Site: UW leads 1-0
 12/21/81 H W 65-53
 12/1/82 H W 76-69
 12/1/83 A L 59-60
 12/20/87 N W 64-56

Northwestern

All-Time: UW leads 98-59
At Madison: UW leads 57-20
At Evanston: UW trails 34-36
Neutral Site: UW leads 7-3
 1/8/10 H W 55-9
 2/26/10 A W 39-11
 1/14/11 A W 29-9
 3/8/11 H W 23-11
 1/6/12 A W 32-19
 2/24/12 H W 46-11
 2/10/14 H W 38-9
 2/17/14 A W 33-26
 1/18/16 H W 22-18
 3/11/16 A W 24-21
 1/8/17 A W+ 29-21
 2/12/17 H W 23-21
 1/5/18 A L 17-33
 3/7/18 H W 26-18
 1/11/19 H L 15-20
 2/22/19 A L 23-32
 1/3/21 A L 12-13
 2/12/21 H W 22-10
 1/9/22 A W 21-9
 2/22/22 H W 23-11
 1/6/23 A W 21-10
 3/5/23 H W 29-17
 1/12/24 A W 25-10
 3/1/24 H W 23-14
 1/23/26 H W 35-27
 2/16/26 A L 26-36
 1/15/27 A W 28-18
 1/22/27 H W 25-24
 2/18/29 H W 37-23
 2/23/29 A W 31-25
 1/4/30 A L 14-23
 2/15/30 H W 29-22
 1/4/32 A L+ 30-31
 1/18/32 H L 24-28
 1/16/33 A L 22-40
 2/25/33 H L 28-30
 1/7/35 H W 16-9
 1/19/35 A L 31-36
 2/24/36 H L 28-33
 3/2/36 A L 26-49

1/3/38 A L 38-47
 2/12/38 H L 23-27
 2/13/39 A L 27-37
 3/2/40 H L 44-47
 2/10/41 A W+ 48-46
 1/17/42 CS W 49-46
 2/21/42 H W 59-47
 1/9/43 CS W 67-65
 2/22/43 H L 54-56
 1/8/44 CS L 38-60
 2/4/44 H W++ 50-47
 1/6/45 H L 37-52
 1/27/45 CS W 44-43
 1/26/46 CS L 34-56
 2/9/46 H L 58-63
 1/27/47 H W 45-44
 2/15/47 CS W 54-42
 2/7/48 CS W 68-62
 2/23/48 H W 59-54
 2/12/49 CS W 56-52
 2/21/49 H W 57-46
 1/16/50 CS W 66-59
 2/27/50 H W 67-53
 1/15/51 H W 68-56
 1/19/52 A W 74-58
 1/17/53 A W 78-56
 3/7/53 H W 74-58
 1/11/54 H W 64-47
 2/26/55 A L 72-80
 2/4/56 A W 79-55
 3/3/56 H W 76-70
 1/5/57 A L 54-75
 3/4/57 H W 82-69
 3/1/58 A L 65-82
 2/28/59 H L 82-86
 1/11/60 H L 69-77
 2/29/60 A L 59-73
 2/11/61 A L 52-54
 3/4/61 H W 75-61
 2/24/62 A W 65-64
 2/16/63 H W 78-65
 1/11/64 A L 63-76
 2/11/64 A L 64-72
 2/23/65 H W+ 93-87
 3/6/65 A W 88-76
 2/21/66 A L 65-76
 2/28/66 H W 90-62
 2/21/67 H W 110-94
 2/28/67 A L 82-91
 3/9/68 A L 75-77
 3/4/69 H L 70-72
 2/21/70 A L 75-82
 3/3/70 H L 82-87
 1/19/71 H W 87-72
 2/13/71 A L 91-101
 3/4/72 H L 82-90
 2/27/73 A L 73-74
 1/5/74 H W 87-53
 3/9/74 A W 77-62
 1/4/75 A L 66-69
 3/8/75 H W 94-70
 1/24/76 A L 60-62
 2/21/76 H L 77-90
 1/20/77 H W 61-60
 2/19/77 A L 88-98
 1/28/78 H L 85-93
 2/18/78 A W 81-80
 1/11/79 H W 95-82
 2/24/79 A W 72-70
 1/3/80 H W 75-66
 3/1/80 A L 50-53
 1/10/81 A L 48-50
 3/5/81 H W 60-57
 1/14/82 H L 55-61
 2/27/82 A W 61-60
 1/20/83 H W 49-45
 2/26/83 DP L 57-64
 1/19/84 A W+ 61-60
 2/26/84 H W 54-47
 1/5/85 A W 52-51
 3/9/85 H W 61-53
 1/4/86 H W 57-52
 3/9/86 A W 70-68
 1/31/87 A W 62-57
 3/1/87 H W 76-59
 1/30/88 H W 80-59
 3/5/88 A W 74-69
 1/28/89 A W 59-58
 2/15/89 H W 72-60
 1/27/90 A L 85-87
 3/1/90 H W 65-50
 1/24/91 A W 74-57
 2/24/91 H W 79-76
 1/8/92 H W 69-67
 3/14/92 A L 65-76
 2/3/93 H W 101-87
 3/6/93 A L 89-100
 2/19/94 H L 71-75
 3/5/94 A L 54-66
 1/28/95 H W 97-73
 2/15/95 A W 70-56
 1/20/96 A L 52-62
 2/21/96 H L 71-82
 1/29/97 H W 65-53
 2/8/97 A W 56-44
 1/17/98 H W 56-33
 2/11/98 A L 39-47
 1/16/99 A W 57-49
 2/10/99 H W 57-45
 3/1/00 A W 62-46
 3/9/00 UC W 51-41
 2/18/01 H W 59-37
 1/30/02 A L 60-69
 2/9/02 H W 73-44
 1/29/03 H W 69-50
 2/8/03 A W 74-59
 2/7/04 A L 51-69
 CS - Chicago Stadium
 DP - DePaul's Alumni Hall
 UC - United Center

Notre Dame

All-Time: UW trails 10-17
At Madison: Series tied 7-7
At South Bend: UW trails 2-10
Neutral Site: UW leads 1-0
 2/8/27 H L 14-19
 2/7/28 H L 14-21

WISCONSIN HISTORY

12/13/37	A	L	31-33	1/7/28	A	W	30-13	2/15/75	A	L	70-76
12/10/38	H	W	45-39	2/18/28	H	W	21-18	1/5/76	H	W+	82-81
12/12/39	A	L	33-51	1/11/30	A	W	32-25	3/1/76	A	W	91-79
12/14/40	H	W	44-43	3/3/30	H	W	32-23	1/13/77	H	L	58-60
12/13/41	H	W	43-35	1/10/31	A	L	19-29	2/26/77	A	L+	80-82
12/14/42	A	L+	59-61	2/23/31	H	W	28-24	1/5/78	A	L	61-77
12/11/43	A	L	31-41	2/6/33	H	L	30-31	3/4/78	H	L	78-83
12/31/43	N	W	47-45	3/4/33	A	L	20-37	1/6/79	A	L	71-82
12/16/44	H	L	46-57	2/12/34	H	W	42-23	3/1/79	H	W	76-73
12/15/45	A	L	51-65	2/24/34	A	W	44-38	1/26/80	A	W	72-71
12/14/46	H	W+	53-49	1/4/36	A	L	23-44	2/2/80	H	W	70-67
12/13/48	A	L	54-60	2/10/36	H	W	34-25	1/29/81	A	L	67-71
12/13/49	H	W	56-48	1/11/37	H	L	22-28	2/21/81	H	W	77-63
12/11/50	A	L	61-67	2/8/37	H	W+	35-33	1/9/82	A	L	59-67
12/8/51	H	L	53-63	2/25/39	H	L	38-46	3/4/82	H	L	75-77
12/4/54	A	L	61-72	2/17/40	A	L	35-41	2/5/83	A	L	69-82
12/5/55	A	W	70-66	1/25/41	H	W	46-31	2/9/83	H	L	65-68
12/8/56	H	L	55-75	2/14/42	H	W	49-39	2/2/84	H	L	74-85
12/7/57	H	L	53-75	2/28/42	A	W	44-39	2/11/84	A	L	65-71
12/13/58	H	W	56-54	2/3/45	A	L	36-40	1/9/85	A	L	88-99
12/7/59	A	L	58-78	2/9/45	H	L	34-63	2/9/85	H	W	92-78
2/1/65	A	W	98-90	2/22/47	H	L	56-57	1/9/86	H	L	61-78
12/4/65	H	W	97-79	2/16/48	A	L	47-53	2/8/86	A	L	71-73
12/5/67	H	L	73-81	1/17/49	H	L	54-57	1/17/87	A	L	66-81
12/11/68	A	L	56-57	2/4/50	A	L	47-61	2/12/87	H	L	69-83
				1/13/51	A	W	74-67	1/9/88	H	W	64-63
				2/5/51	H	W	56-51	2/13/88	A	L	53-78
				1/12/52	H	W	58-51	1/7/89	A	L	70-73
				3/1/52	A	L	56-69	3/4/89	H	W	77-65
				1/19/53	H	W	64-51	1/13/90	A	L	53-68
				2/28/53	A	W	69-63	2/15/90	H	L	58-68
				2/6/54	A	W	79-73	1/12/91	A	L	60-92
				2/12/55	H	W	86-63	2/14/91	H	L	71-73
				1/14/56	A	L++	98-100	2/5/92	A	L	72-86
				2/20/56	H	L	71-79	2/15/92	H	L	63-67
				1/21/57	H	L	64-67	1/20/93	H	W	76-67
				2/16/57	A	L	50-63	2/20/93	A	L	70-80
				1/11/58	H	W	67-64	1/8/94	H	W	69-55
				2/7/59	A	L	72-78	2/5/94	A	L	57-73
				2/8/60	H	L	69-106	1/11/95	A	W	81-59
				2/27/60	A	L	68-93	3/4/95	H	W	80-69
				1/30/61	H	L	68-100	1/31/96	A	L	55-63
				2/25/61	A	L	74-97	2/10/96	H	W	62-56
				3/3/62	H	W	86-67	2/1/97	A	L	42-60
				2/9/63	A	L	70-94	1/3/98	A	W	64-59
				1/4/64	H	L	85-101	2/25/98	H	L	56-61
				2/15/64	A	L	74-92	1/2/99	H	L+	74-78
				1/30/65	A	L	86-98	2/24/99	A	L	54-63
				2/6/65	H	L	71-73	1/13/00	H	L	51-53
				1/31/66	A	L+	81-87	2/2/00	A	L	48-51
				2/4/67	H	L+	84-90	1/24/01	H	W	57-42
				2/3/68	A	L	64-86	2/10/01	A	L	58-63
				2/12/68	H	W	86-78	2/6/02	H	W+	94-92
				1/11/69	A	L	69-84	1/18/03	A	W	53-52
				2/8/69	H	W	77-73	3/14/03	N	L	50-58
				2/24/70	H	L	86-98	1/28/04	A	W	69-57
				3/7/70	A	L	87-96	2/14/04	H	W	78-48
				1/16/71	A	L	69-83				
				2/16/71	H	L	71-79				
				2/5/72	A	L	69-79				
				2/3/73	H	W	84-76				
				1/26/74	H	W	69-64				
				2/23/74	A	W	68-56				
				1/18/75	H	L	67-69				

Ohio
All-Time: UW leads 9-2
At Madison: UW leads 5-1
At Athens: UW leads 2-1
Neutral Site: UW leads 2-0

12/7/63 H L 76-77
 12/27/68 N W 74-68
 1/31/70 H W 72-69
 12/15/70 A L 80-81
 2/20/73 A W 82-68
 1/9/74 H W 69-68
 11/30/74 H W 71-62
 12/9/00 H W 65-46
 12/8/01 A W 77-71
 12/23/02 H W 75-51
 12/27/03 N W 71-48

Ohio State
All-Time: UW trails 58-80
At Madison: UW leads 39-30
At Columbus: UW trails 18-49
Neutral Site: UW trails 0-1

1/12/05 A L 22-25
 1/21/13 H W 22-11
 2/15/13 A W 27-22
 2/16/15 A W 26-17
 3/6/15 H W 23-12
 1/6/17 A W 30-22
 2/17/17 H W 40-15
 2/24/20 H W 31-27
 3/8/20 A W 34-22
 2/21/21 A W 40-21
 3/8/21 H W 34-24
 2/23/24 A L 13-27
 3/3/24 H W 30-20
 1/13/25 H L 20-27
 3/14/25 A L 23-37
 1/10/27 H W 25-16
 2/19/27 A L 16-20

Oklahoma
All-Time: Series tied 3-3
At Madison: UW trails 1-2
At Norman: Series tied 1-1
Neutral Site: UW leads 1-0

12/21/42 H W 48-37
 12/18/46 H L 40-56
 12/22/47 A L 49-75
 12/14/53 H L 65-69
 12/11/54 A W 77-66
 11/29/97 N W 75-64

Oklahoma State
All-Time: UW trails 0-1
At Madison: UW trails 0-1

12/29/83 H L 84-89

Oral Roberts
All-Time: UW trails 0-2
At Madison: UW trails 0-1
At Tulsa: UW trails 0-1

12/4/72 A L 76-90
 12/29/78 H L 69-102

Oregon
All-Time: UW leads 3-2
At Eugene: UW leads 1-0
Neutral Site: Series tied 2-2

12/27/51 N W 82-77
 12/27/52 N L 64-66
 12/27/81 N L 82-85
 11/26/88 N W 74-47
 11/24/90 A W 72-70

Oregon State
All-Time: UW trails 1-2
At Madison: Series tied 1-1
Neutral Site: UW trails 0-1

1/2/28 H W 36-21
 12/8/49 H L 36-49
 12/28/60 N L 54-56

Pacific
All-Time: Series tied 1-1
At Madison: UW leads 1-0
Neutral Site: UW trails 0-1

12/16/61 H W 92-68
 11/28/97 N L 48-55

Pennsylvania
All-Time: UW leads 5-0
At Madison: UW leads 2-0
At Philadelphia: UW leads 2-0
Neutral Site: UW leads 1-0

12/18/30 H W 25-12
 2/23/38 A W 52-44
 12/29/65 H W 84-70
 12/27/67 N W 86-67
 11/21/03 A W 64-53

Penn State
All-Time: UW leads 14-8
At Madison: UW leads 9-2
At University Park: UW trails 4-6
Neutral Site: UW leads 1-0

1/30/93 A W 75-68
 3/3/93 H L 58-62
 1/6/94 A W 71-56

WISCONSIN HISTORY

2/9/94	H	W	77-64
1/26/95	H	L	67-78
2/18/95	A	L	67-74
1/7/96	A	L	50-79
3/6/96	H	W	54-52
1/18/97	H	W	64-45
2/19/97	A	W	49-45
1/14/98	H	W	76-57
2/14/98	A	L	69-75
3/5/98	UC	W	52-51
1/13/99	A	W	61-58
2/13/99	H	W	73-63
1/19/00	A	L	61-76
1/27/01	H	W	63-58
1/9/02	A	L	49-51
1/26/02	H	W	66-63
2/1/03	H	W	86-55
2/19/03	A	L	57-58
2/25/04	H	W	68-45

Pepperdine

All-Time: Series tied 1-1
At Madison: UW leads 1-0
At Malibu: UW trails 0-1

11/24/97	A	L	66-77
12/12/98	H	W	57-51

Pittsburgh

All-Time: UW leads 10-6
At Madison: UW leads 8-2
At Pittsburgh: Series tied 2-2
Neutral Site: UW trails 0-2

12/15/28	H	W	34-24
12/15/31	H	W	30-29
12/29/34	H	L	27-31
12/21/36	A	L	30-41
12/11/37	H	W	44-36
12/18/40	H	L	34-36
3/22/41	H	W	36-30
12/12/47	H	W	49-36
12/10/63	H	W	85-83
12/8/64	A	W	80-63
12/20/69	H	W	85-71
12/8/70	A	L	76-81
12/18/71	H	W	80-63
1/3/72	A	W	72-70
12/30/86	N	L	82-98
3/21/04	N	L	55-59

Portland

All-Time: UW leads 2-1
At Madison: UW leads 1-0
At Portland: Series tied 1-1

12/29/60	A	L	71-79
1/5/90	H	W	74-50
11/30/91	A	W	96-87

Princeton

All-Time: Series tied 2-2
At Madison: UW leads 1-0
Neutral Site: UW trails 1-2

12/31/40	ML	W	52-40
12/29/54	H	W	66-64
12/21/63	N	L+	87-90
12/28/85	N	L	49-54

ML - Milwaukee

Providence

All-Time: UW trails 1-3
At Madison: UW trails 0-1
At Providence: UW trails 0-2
Neutral Site: UW leads 1-0


12/26/61	N	W	95-84
12/9/77	A	L	62-73
12/11/95	A	L	57-58
12/23/96	H	L	57-59

Purdue

All-Time: UW trails 59-97
At Madison: UW leads 42-34
At W. Lafayette: UW trails 15-63
Neutral Site: UW leads 2-0

1/20/06	A	W	34-14
2/3/06	H	W	31-15
1/25/07	A	W	33-27
3/15/07	H	W	37-10
1/17/08	A	W	28-24
1/23/08	H	W	34-13
1/15/09	A	L	20-23
2/27/09	H	W	29-6
1/22/10	A	L	17-29
3/12/10	H	W	38-14
1/13/11	A	L	16-34
2/24/11	H	W	45-17
1/13/13	A	W	25-15
3/1/13	H	W	22-19
2/13/14	Ho	W+	25-20
3/10/14	A	W	27-13
1/11/15	A	W+	28-24
2/19/15	H	W	26-21
1/8/16	A	W	33-17
2/25/16	H	W	35-22
1/26/18	H	W	21-16
3/13/18	A	W	24-18
2/6/23	A	L	13-17
2/24/23	H	W	20-19
2/23/25	H	L	22-30
3/12/25	A	L	26-32
2/20/26	H	L	21-29
2/26/26	A	L	31-32
2/23/28	H	W	28-22
2/25/28	A	L	15-31
1/21/29	A	W	31-26
2/25/29	H	W	27-24
2/21/31	A	L	27-46
3/2/31	H	L	17-24
1/11/32	A	L	22-38
2/27/32	H	L	21-28
1/15/34	H	L	26-27
2/26/34	A	L	25-37
1/5/35	H	L	18-19
3/4/35	A	L	24-43
1/4/37	A	L	30-43
3/1/37	H	W	46-43
1/15/38	A	L	34-40
2/19/38	H	L	39-46
2/6/39	A	L	31-39
2/18/39	H	W+	32-30
1/13/40	A	L	36-49
2/24/40	H	L+	45-48
1/13/41	H	W+	48-42
2/17/41	A	W	43-42

2/16/42	A	L	34-40	1/7/67	A	W	79-76
2/27/43	A	W	53-45	1/9/68	A	L	79-99
2/19/44	H	L+	50-52	3/2/68	H	W	104-84
1/29/45	A	L	34-45	1/4/69	H	L	80-86
2/17/45	H	W	64-48	2/15/69	A	L	69-87
1/12/46	H	L	49-53	1/6/70	A	L	74-90
1/28/46	A	L	46-59	3/9/71	H	L	77-81
2/24/47	A	W	72-60	2/15/72	A	W	84-65
1/19/48	H	W	49-44	2/22/72	H	W	66-60
2/14/49	A	L	48-53	1/22/73	A	L	59-66
2/20/50	H	W	56-45	2/26/73	H	W	71-63
2/12/51	A	L	46-62	2/16/74	A	L	80-107
3/3/51	H	L	61-64	1/11/75	A	L	49-88
1/5/52	H	L	64-79	2/8/75	H	L	64-69
2/11/52	A	L	67-78	1/10/76	A	L	72-87
12/20/52	A	L	59-65	2/7/76	H	L	74-85
1/3/53	H	W	50-46	1/24/77	A	L	71-81
1/2/54	H	W	66-57	2/10/77	H	W	76-74
2/27/54	A	L	66-71	1/12/78	H	L	70-79
2/14/55	A	L	63-75	2/25/78	A	L	78-87
2/28/55	H	W	75-73	1/27/79	A	L	60-73
1/2/56	H	L	66-78	2/3/79	H	L	48-54
3/2/57	A	L	66-85	1/24/80	H	L+	60-73
1/18/58	A	L	47-62	2/16/80	A	L	61-69
2/15/58	H	L	76-81	1/17/81	H	L	69-71
1/10/59	A	L	61-84	2/26/81	A	L	61-72
2/9/59	H	W	91-86	1/30/82	A	L	67-81
1/9/60	A	L	69-99	2/6/82	H	L	46-55
3/5/60	H	W	89-80	1/6/83	H	L	64-80
2/4/61	A	L	58-69	3/12/83	A	L	64-79
3/11/61	H	L	81-88	1/5/84	A	L	65-84
1/27/62	H	W	89-86	3/6/84	H	L	48-61
1/5/63	A	W	74-66	1/19/85	H	L	68-72
2/8/64	H	W	81-80	2/14/85	A	L	52-67
2/29/64	A	L	83-97	1/19/86	A	L	73-100
1/11/65	H	W	76-66	2/13/86	H	L	78-80
2/13/65	A	L	74-83	1/10/87	H	L	48-57
3/5/66	H	W	69-68	2/5/87	A	L	62-70



Michael Finley and Purdue's Glenn Robinson locked up in a legendary battle on Feb. 13, 1993. Finley scored 33 points while Robinson poured in 42 as Purdue defeated the Badgers 90-87 in double overtime in West Lafayette.

WISCONSIN HISTORY

2/3/88	A	L	62-86
3/3/88	H	L	56-84
1/14/89	H	L	62-68
3/2/89	A	L	60-65
1/17/90	H	L	54-56
2/17/90	A	L	55-62
1/26/91	H	W	66-44
2/28/91	A	L	62-69
2/2/92	H	W	79-69
2/29/92	A	L	51-61
1/13/93	A	L	60-76
2/13/93	H	L++	87-90
1/15/94	H	W	75-69
2/16/94	A	L	64-67
2/26/95	A	L	56-66
2/7/96	H	L	42-75
1/22/97	A	L	52-60
2/15/97	H	W	69-52
1/31/98	A	L	59-82
1/10/99	H	W	61-56
1/15/00	A	L	52-63
1/26/00	H	W	55-45
3/10/00	UC	W	78-66
3/25/00	N	W	64-60
1/10/01	A	L	67-73
2/7/01	H	W	73-54
1/19/02	H	W	77-66
2/5/03	A	L	60-78
1/14/04	A	L	51-53
2/29/04	H	W	82-46

UC - United Center

Rhode Island
All-Time: Series tied 3-3
At Madison: UW trails 1-2
At Norman: Series tied 1-1

11/28/98	A	W	65-59
12/3/99	H	W	66-43

Rice
All-Time: UW trails 1-2
At Madison: Series tied 1-1
At Houston: UW trails 0-1

12/16/57	H	W	67-62
12/6/58	A	L	37-78
3/17/93	H	L	73-77

Richmond
All-Time: UW leads 1-0
Neutral Site: UW leads 1-0

3/19/04	N	W	76-64
---------	---	---	-------

Rutgers
All-Time: UW leads 2-0
At Madison: UW leads 1-0
Neutral Site: UW leads 1-0

12/28/49	N	W	68-55
11/29/03	H	W	55-43

St. Bonaventure
All-Time: Series tied 1-1
At Madison: UW trails 0-1
At St. Bona.: UW trails 1-0

12/9/95	H	L	62-76
12/14/96	A	W	77-68

St. John's (NY)
All-Time: UW leads 3-0
At Madison: UW leads 1-0
At Jamaica: UW leads 1-0
Neutral Site: UW leads 1-0

1/26/63	H	W	85-52
11/28/78	A	W	73-68
3/15/02	N	W	80-70

Saint Louis
All-Time: Series tied 2-2
At Madison: UW leads 1-0
At St. Louis: UW trails 0-1
Neutral Site: Series tied 1-1

12/19/50	A	L+	48-53
12/17/51	H	W	55-54
12/2/78	N	W	66-63
3/20/89	N	L	68-73

St. Mary's (CA)
All-Time: UW leads 2-0
At Madison: UW leads 2-0

12/4/74	H	L	60-62
12/2/76	H	W	82-76

Sam Houston State
All-Time: UW leads 1-0
At Madison: UW leads 1-0

12/13/91	H	W	98-75
----------	---	---	-------

San Francisco State
All-Time: UW leads 2-0
At Madison: UW leads 2-0

12/2/85	H	W	90-61
11/29/90	H	W	72-53

San Jose State
All-Time: UW leads 1-0
At Madison: UW leads 1-0

1950	H	W	75-59
------	---	---	-------

SIU-Edwardsville
All-Time: UW leads 1-0
At Madison: UW leads 1-0

12/2/72	H	W	100-74
---------	---	---	--------

South Carolina
All-Time: UW leads 3-0
At Madison: UW leads 1-0
At Columbia: UW leads 1-0
Neutral Site: UW leads 1-0

12/17/66	N	W	88-84
11/22/85	A	W	68-65
12/4/86	H	W	47-45

South Florida
All-Time: UW leads 3-1
At Madison: UW leads 2-0
At Tampa: Series tied 1-1

11/29/86	H	W	65-51
11/28/87	A	W	58-55
12/11/99	A	L	63-66
12/30/00	H	W+	63-61

SE Missouri State
All-Time: UW leads 1-0
At Madison: UW leads 1-0

11/25/91	H	W	82-71
----------	---	---	-------

SW Missouri State
All-Time: UW trails 0-1
Neutral Site: UW trails 0-1

3/12/99	N	L	32-43
---------	---	---	-------

Southern California
All-Time: UW trails 1-2
At Madison: UW leads 1-0
At Los Angeles: UW trails 0-2

12/23/46	H	W	61-56
12/21/48	A	L	31-36
12/29/82	A	L	76-86

Southern Illinois
All-Time: UW trails 1-3
At Madison: Series tied 1-1
At Carbondale: UW trails 0-2

12/13/69	H	L	69-74
2/9/70	A	L	75-86
12/3/83	H	W	78-72
12/8/87	A	L	76-80

Southern Indiana
All-Time: UW trails 0-1
At Madison: UW trails 0-1

12/8/90	H	L	66-78
---------	---	---	-------

SMU
All-Time: UW leads 4-3
At Madison: UW trails 1-2
At Dallas: UW leads 2-1
Neutral Site: UW leads 1-0

12/12/55	H	L	62-75
12/8/58	A	L	63-81
12/9/67	H	W	120-82
12/6/69	A	W	78-76
12/28/73	N	W	74-73
12/1/90	A	W	65-49
12/3/91	H	L	64-66

Stanford
All-Time: UW trails 3-6
At Madison: Series tied 3-3
At Palo Alto: UW trails 0-3

1/2/40	H	L	26-39
12/30/55	A	L	53-65
12/21/59	H	W	61-60
12/18/74	H	L	67-89
12/29/75	H	W	70-64
12/11/76	A	L	66-70
3/18/91	H	L	72-80
12/27/93	H	W	80-73
12/27/94	A	L	78-95

Syracuse
All-Time: Series tied 1-1
At Syracuse: UW trails 0-1
Neutral Site: UW leads 1-0

1/3/27	N	W	31-24
11/13/99	A	L	49-68

Temple
All-Time: UW leads 6-2
At Madison: Series tied 2-2
At Philadelphia: UW leads 4-1

12/28/67	QC	L	80-82
12/2/95	H	W+	57-54
12/4/96	A	W+	64-57

12/6/97	H	L	49-59
12/9/98	A	W	63-56
12/29/99	H	W	62-44
12/14/00	A	W	66-58
12/3/01	H	L++	67-70
1/2/03	A	W	80-67

QC - Quaker City Classic, Phila.

Tennessee
All-Time: UW trails 1-2
At Madison: UW leads 1-0
At Knoxville: UW trails 0-1
Neutral Site: UW trails 0-1

12/28/81	N	L	67-79
11/21/00	A	L	56-66
12/29/01	H	W	65-62

Tennessee Tech
All-Time: UW leads 1-0
At Madison: UW leads 1-0

12/31/90	H	W	71-65
----------	---	---	-------

Texas
All-Time: UW leads 3-1
At Madison: UW leads 1-0
At Austin: UW leads 1-0
Neutral Site: Series tied 1-1

12/29/70	ML	W	89-73
3/14/96	N	L	58-71
12/15/98	A	W	65-62
12/7/99	H	W	61-45

ML - Milwaukee Invitational

Texas A&M
All-Time: UW leads 1-0
At Madison: UW leads 1-0

12/28/84	H	W	71-69
----------	---	---	-------

Texas-Arlington
All-Time: UW leads 1-0
At Madison: UW leads 1-0

12/22/90	H	W	105-74
----------	---	---	--------

Texas-El Paso
All-Time: UW leads 1-0
At Madison: UW leads 1-0

12/8/62	H	W	73-59
---------	---	---	-------

Texas Southern
All-Time: UW leads 2-0
At Madison: UW leads 2-0

12/22/80	H	W	58-49
12/21/02	H	W	81-58

Texas Tech
All-Time: UW leads 2-0
At Madison: UW leads 1-0
At Lubbock: UW leads 1-0

12/11/93	A	W	91-88
12/3/94	H	W	70-65

Toledo
All-Time: UW leads 2-1
At Madison: UW leads 2-0
At Toledo: UW trails 0-1

11/29/82	H	W	79-71
12/20/83	A	L	60-73
12/9/97	H	W	73-68

WISCONSIN HISTORY

Tulane

All-Time: UW trails 1-3
At Madison: Series tied 1-1
At N. Orleans: UW trails 0-2
 12/21/53 A L+ 55-57
 12/20/54 H L 66-69
 12/19/70 H W 96-77
 12/4/71 A L 70-72

Tulsa

All-Time: UW leads 1-0
Neutral Site: UW leads 1-0
 3/22/03 N W 61-60

UCLA

All-Time: UW trails 2-4
At Madison: Series tied 1-1
At Los Angeles: UW trails 1-2
Neutral Site: UW trails 0-1
 12/23/48 A W 49-46
 12/30/49 H W 54-52
 12/22/62 H L 63-77
 12/28/66 A L 56-100
 11/25/72 A L 53-94
 11/21/95 N L 57-68

UNC-Charlotte

All-Time: UW leads 1-0
At Charlotte: UW leads 1-0
 12/13/80 A W 71-63

UNC-Wilmington

All-Time: UW leads 1-0
At Madison: UW leads 1-0
 11/30/96 H W 68-35

UNLV

All-Time: UW trails 0-2
At Las Vegas: UW trails 0-2
 12/28/87 A L 65-102
 11/17/01 A L 69-74

Utah

All-Time: Series tied 1-1
At Salt Lake: UW trails 0-1
Neutral Site: UW leads 1-0
 12/30/57 A L 70-72
 12/28/62 N W 94-72

Utah State

All-Time: UW leads 1-0
Neutral Site: UW leads 1-0
 12/26/69 N W 81-74

Valparaiso

All-Time: UW leads 2-0
At Madison: UW leads 2-0
 12/6/94 H W 69-51
 12/14/95 H W 90-73

Villanova

All-Time: UW trails 0-1
Neutral Site: UW trails 0-1
 11/20/95 N L 58-66

Virginia

All-Time: Series tied 1-1
Neutral Site: Series tied 1-1
 12/27/74 N L 78-86
 11/21/98 N W 66-56

Wake Forest

All-Time: UW trails 0-1
At Wins.-Salem: UW trails 0-1
 11/30/99 A L 48-67

Washington

All-Time: UW trails 1-3
At Madison: Series tied 1-1
At Seattle: UW trails 0-1
Neutral Site: UW trails 0-1
 2/9/31 H W 39-9
 12/28/55 A L 53-54
 12/19/58 H L 48-62
 12/17/65 N L 67-81

Washington State

All-Time: Series tied 4-4
At Madison: UW trails 1-2
At Pullman: Series tied 1-1
Neutral Site: UW leads 2-1
 3/29/41 N W 39-34
 12/30/60 H L 72-78
 11/27/82 H L 64-66
 12/1/84 H W 61-59
 12/9/85 A W 74-68
 1/3/87 N W 80-65
 12/4/89 A L 52-55
 12/27/91 N L 51-73

Washington University

All-Time: UW leads 3-0
At Madison: UW leads 2-0
At St. Louis: UW leads 1-0
 12/15/56 H W 41-38
 12/9/57 A W 43-33
 12/11/61 H W 91-63

Weber State

All-Time: Series tied 1-1
Neutral Site: Series tied 1-1
 11/24/01 N L 69-73
 3/20/03 N W 81-74

West Virginia


All-Time: UW leads 2-1
At Madison: UW leads 1-0
At Morgantown: UW leads 1-0
Neutral Site: UW trails 0-1
 12/18/65 N L 93-101
 12/19/72 H W 77-59
 12/19/73 A W 69-62

Western Illinois

All-Time: UW leads 1-0
At Madison: UW leads 1-0
 12/7/89 H W 69-42

Western Kentucky

All-Time: UW leads 1-0
Neutral Site: UW leads 1-0
 11/25/89 N W 73-62



Wisconsin defeated UW-Milwaukee 55-47 on Dec. 16, 2000. The two teams have met in each of the last 12 seasons, with the Badgers winning the last 11 meetings.

Western Michigan

All-Time: UW leads 1-0
At Madison: UW leads 1-0
 12/6/54 H W 80-68

UW-Green Bay

All-Time: UW leads 10-0
At Madison: UW leads 8-0
At Green Bay: UW leads 2-0
 12/6/80 H W ++ 68-66
 12/5/81 H W 77-65
 12/5/92 H W 70-65
 12/8/93 H W 64-50
 11/30/94 H W 61-57
 12/8/99 H W 55-34
 12/6/00 A W 61-53
 12/1/01 H W 70-57
 11/30/02 A W 69-52
 12/10/03 H W 73-57

UW-Milwaukee

All-Time: UW leads 20-1
At Madison: UW leads 12-1
At Milwaukee: UW leads 8-0
 12/27/01 A W 37-18
 1/2/15 A W 21-10
 12/31/15 A W 51-12
 1/1/16 A W 39-8
 12/30/18 A W 39-18
 1/1/20 A W 36-10
 12/22/73 H W 73-46
 12/1/77 H W 72-66
 11/24/78 H W 74-55
 12/12/92 H L 72-77
 11/27/93 H W 106-84
 12/14/94 H W 90-64
 12/23/95 H W 94-63
 12/10/96 H W 61-41

Wright State

All-Time: UW leads 2-0
At Madison: UW leads 1-0
At Dayton: UW leads 1-0
 11/26/94 H W 86-63
 12/5/95 A W 94-91

Wyoming

All-Time: UW trails 0-1
Neutral Site: UW trails 0-1
 12/28/57 N L 65-93

Xavier (OH)

All-Time: UW leads 2-1
At Madison: UW leads 1-0
At Cincinnati: Series tied 1-1
 12/20/38 A W 27-26
 12/2/00 H W 61-46
 12/10/01 A L 48-57

Yale

All-Time: UW leads 3-1
At Madison: UW leads 1-0
Neutral Site: UW leads 2-1
 1/1/02 N L 20-35
 12/29/56 H W 64-46
 12/29/72 N W 90-64
 12/30/83 N W 87-77

+ overtime

Wisconsin vs. The Conferences

Opponent **W** **L**

AMERICA EAST

Maine	1	0
New Hampshire	1	0

ATLANTIC COAST

Florida State	1	0
Georgia Tech	1	1
Maryland	3	2
Virginia	1	1
Wake Forest	0	2

ATLANTIC 10

Dayton	1	0
Duquesne	0	1
Fordham	1	0
George Washington	0	1
Rhode Island	2	0
Richmond	1	0
St. Bonaventure	1	1
Temple	6	3
Xavier	2	1

BIG EAST

Boston College	3	2
Georgetown	1	1
Miami	2	0
Notre Dame	10	17
Pittsburgh	10	6
Providence	1	3
Rutgers	2	0
St. John's	3	0
Syracuse	1	1
Villanova	0	1
West Virginia	2	1

BIG SKY

Eastern Washington	1	0
Montana	2	0
Weber State	1	1

BIG SOUTH

Charleston Southern	1	0
Coastal Carolina	1	0

BIG TEN

Illinois	68	102
Indiana	53	91
Iowa	67	74
Michigan	55	85
Michigan State	52	63
Minnesota	82	96
Northwestern	98	59
Ohio State	58	80
Penn State	14	8
Purdue	59	97

BIG 12

Iowa State	3	5
Kansas	1	3
Kansas State	2	2
Missouri	7	4
Nebraska	6	10
Oklahoma	3	3
Oklahoma State	0	1
Texas	3	1
Texas A&M	1	0
Texas Tech	2	0

BIG WEST

Nevada	3	0
New Mexico State	0	1
Pacific	1	1
Utah State	1	0

COLONIAL ATHLETIC

UNC-Wilmington	1	0
----------------	---	---

CONFERENCE USA

Cincinnati	1	5
DePaul	1	6
Houston	1	1
Louisville	0	1
Marquette	60	50
Memphis	1	0
UNC-Charlotte	1	0
St. Louis	2	2
South Florida	3	1
Tulane	1	3

HORIZON

Butler	17	13
Cleveland State	1	0
Detroit	3	0
Illinois-Chicago	0	1
Loyola Chicago	10	7
UW-Green Bay	10	0
UW-Milwaukee	20	1
Wright State	2	0

IVY LEAGUE

Brown	2	0
Columbia	0	2
Dartmouth	3	1
Harvard	1	0
Pennsylvania	5	0
Princeton	2	2
Yale	3	1

METRO ATLANTIC ATHLETIC

Canisius	1	0
Fairfield	1	0
Manhattan	2	0

MID-AMERICAN

Ball State	6	2
Bowling Green State	2	1
Central Michigan	3	2
Eastern Michigan	3	2
Kent	1	0
Marshall	0	1
Miami	1	0
Northern Illinois	12	2
Ohio	9	2
Toledo	2	1
Western Michigan	1	0

MID-CONTINENT

Chicago State	1	0
Oral Roberts	0	2
Valparaiso	2	0
Western Illinois	1	0

MID-EASTERN ATHLETIC

Bethune-Cookman	1	0
Coppin State	1	0
Florida A&M	1	0
Howard	1	0
Morgan State	2	0

MISSOURI VALLEY

Bradley	2	2
Creighton	1	0
Illinois State	2	1
Indiana State	0	1
Northern Iowa	3	1
Southern Illinois	1	3
SW Missouri State	0	1

MOUNTAIN WEST

Air Force	2	0
Brigham Young	1	0
New Mexico	2	0
UNLV	1	2
Utah	1	1
Wyoming	0	1

NORTHEAST

Central Conn. State	1	0
Long Island	1	0
Monmouth	1	0

OHIO VALLEY

Eastern Illinois	5	1
SE Missouri State	1	0
Tennessee Tech	1	0

PAC-10

Arizona	2	1
California	2	5
Oregon	3	2
Oregon State	1	2
Southern California	1	2
Stanford	3	6
UCLA	2	4
Washington	0	3
Washington State	4	4

PATRIOT

Army	1	0
Navy	2	0

SOUTHEASTERN

Alabama	0	3
Florida	1	1
Georgia	0	2
Kentucky	1	3
LSU	4	0
South Carolina	3	0
Tennessee	1	2

SOUTHERN

College of Charleston	1	0
Davidson	0	1
East Tennessee State	1	0
Furman	1	0

SOUTHLAND

Sam Houston State	1	0
Texas-Arlington	1	0

SOUTHWESTERN ATHLETIC

Alcorn State	1	0
Grambling	1	0
Mississippi Valley St.	1	0
Texas Southern	2	0

SUN BELT

Arkansas State	1	0
Denver	2	0
New Orleans	1	0
Western Kentucky	1	0

TRANS AMERICA ATHLETIC

Georgia State	0	1
---------------	---	---

WEST COAST

Gonzaga	2	0
Loyola Marymount	2	0
Pepperdine	1	1
Portland	2	1
St. Mary's	1	1

WESTERN ATHLETIC

Fresno State	3	1
Hawaii	1	1
Rice	1	2
San Jose State	1	0
Southern Methodist	4	3
Texas-El Paso	1	0
Tulsa	1	0

WISCONSIN HISTORY

Year-by-Year Records

Year	Overall			Big Ten			Pl.	Home	Away	Neut.	Head Coach
	W	L	Pct.	W	L	Pct.					
1898-99	0	3	.000	—	—	—	—	0-0	0-3	0-0	James Elsom
1899-00	1	1	.500	—	—	—	—	0-0	1-1	0-0	James Elsom
1900-01	1	1	.500	—	—	—	—	0-0	1-1	0-0	James Elsom
1901-02	7	3	.700	—	—	—	—	0-0	7-2	0-1	James Elsom
1902-03	5	2	.714	—	—	—	—	0-0	5-2	0-0	James Elsom
1903-04	11	4	.733	—	—	—	—	2-0	9-4	0-0	James Elsom
1904-05	10	8	.556	—	—	—	—	1-0	9-8	0-0	Emmett Angell
1905-06	12	2	.857	6	2	.750	2	6-0	6-2	0-0	Emmett Angell
1906-07	11	3	.786	6	2	.750	1t	7-1	4-2	0-0	Emmett Angell
1907-08	10	2	.833	7	1	.875	1t	7-1	3-1	0-0	Emmett Angell
1908-09	8	4	.667	5	4	.556	3	7-1	1-3	0-0	Haskell Noyes
1909-10	9	5	.643	7	5	.583	3	8-0	1-5	0-0	Haskell Noyes
1910-11	9	6	.600	6	6	.500	5	8-1	1-5	0-0	Haskell Noyes
1911-12	15	0	1.000	12	0	1.000	1	8-0	7-0	0-0	Walter Meanwell
1912-13	14	1	.933	11	1	.917	1	9-0	5-1	0-0	Walter Meanwell
1913-14	15	0	1.000	12	0	1.000	1	9-0	6-0	0-0	Walter Meanwell
1914-15	13	4	.765	8	4	.667	3	9-2	4-2	0-0	Walter Meanwell
1915-16	20	1	.952	11	1	.917	1	10-0	10-1	0-0	Walter Meanwell
1916-17	15	3	.833	9	3	.750	4	9-1	6-2	0-0	Walter Meanwell
1917-18	14	3	.824	9	3	.750	1	9-1	5-2	0-0	Guy Lowman
1918-19	5	11	.313	3	9	.250	10	1-6	4-5	0-0	Guy Lowman
1919-20	15	5	.750	7	5	.583	5	9-1	6-4	0-0	Guy Lowman
1920-21	13	4	.765	8	4	.667	1t	9-0	4-4	0-0	Walter Meanwell
1921-22	14	5	.737	8	4	.667	2t	8-3	6-2	0-0	Walter Meanwell
1922-23	12	3	.800	11	1	.917	1t	7-2	5-1	0-0	Walter Meanwell
1923-24*	11	5	.688	8	4	.667	1t	8-1	3-4	0-0	Walter Meanwell
1924-25	6	11	.353	3	9	.250	9	5-6	1-5	0-0	Walter Meanwell
1925-26	8	9	.471	4	8	.333	8t	6-4	2-5	0-0	Walter Meanwell
1926-27	10	7	.588	7	5	.583	4t	6-3	3-4	1-0	Walter Meanwell
1927-28	13	4	.765	9	3	.750	3t	9-2	4-2	0-0	Walter Meanwell
1928-29	15	2	.882	10	2	.833	1t	9-1	5-1	1-0	Walter Meanwell
1929-30	15	2	.882	8	2	.800	2	12-0	3-2	0-0	Walter Meanwell
1930-31	8	9	.471	4	8	.333	7t	7-3	1-6	0-0	Walter Meanwell
1931-32	8	10	.800	3	9	.250	8t	7-4	1-6	0-0	Walter Meanwell
1932-33	7	13	.350	4	8	.333	8	4-6	3-7	0-0	Walter Meanwell
1933-34	14	6	.700	8	4	.667	2t	10-2	4-4	0-0	Walter Meanwell
1934-35	15	5	.750	9	3	.750	1t	11-2	4-3	0-0	Harold Foster
1935-36	11	9	.550	4	8	.333	8	9-3	2-6	0-0	Harold Foster
1936-37	8	12	.400	3	9	.250	8t	7-4	1-8	0-0	Harold Foster
1937-38	10	10	.500	5	7	.417	7	8-3	2-7	0-0	Harold Foster
1938-39	10	10	.500	4	8	.333	7	8-3	2-7	0-0	Harold Foster
1939-40	5	15	.250	3	9	.250	9	4-6	1-8	0-1	Harold Foster
1940-41	20	3	.870	11	1	.917	1	11-1	6-2	3-0	Harold Foster
1941-42	14	7	.667	10	5	.667	2t	9-2	5-4	0-1	Harold Foster
1942-43	12	9	.571	6	6	.500	4t	7-4	4-5	1-0	Harold Foster
1943-44	12	9	.571	9	3	.750	2t	5-5	6-4	1-0	Harold Foster
1944-45	10	11	.476	4	8	.333	6t	6-5	3-6	1-0	Harold Foster
1945-46	4	17	.190	1	11	.083	9	4-7	0-10	0-0	Harold Foster
1946-47	16	6	.727	9	3	.750	1	9-2	6-4	1-0	Harold Foster
1947-48	12	8	.600	7	5	.583	3t	9-1	3-7	0-0	Harold Foster
1948-49	12	10	.545	5	7	.417	7	9-3	3-7	0-0	Harold Foster

HOME ATTENDANCE (since '41)

G	Total	Avg.	High
12	130,150	10,846	14,000
11	116,050	10,550	14,000
11	118,000	10,727	14,000
10	84,200	8,420	14,000
11	98,000	8,909	11,500
11	96,900	8,809	14,000
11	124,700	11,336	13,800
10	130,900	13,090	13,500
12	150,000	12,500	13,500

WISCONSIN HISTORY

Year	Overall			Big Ten			Pl.	Home	Away	Neut.	Head Coach	G	Total	Avg.	High
	W	L	Pct.	W	L	Pct.									
1949-50	.17	.5	.773	.9	.3	.750	.2	10-1	6-4	1-0	Harold Foster	11	139,500	12,681	13,000
1950-51	.10	.12	.455	.7	.7	.500	4t	6-5	4-7	0-0	Harold Foster	11	130,550	11,868	13,000
1951-52	.10	.12	.455	.5	.9	.357	.7	6-5	3-6	1-1	Harold Foster	11	132,000	12,000	13,000
1952-53	.13	.9	.591	.10	.8	.556	.5	9-2	4-6	0-1	Harold Foster	11	129,726	11,793	13,500
1953-54	.12	.10	.545	.6	.8	.429	5t	7-4	5-6	0-0	Harold Foster	11	108,192	9,836	13,500
1954-55	.10	.12	.455	.5	.9	.357	.6t	6-5	4-7	0-0	Harold Foster	11	92,150	8,377	12,100
1955-56	.6	.16	.273	.4	.10	.286	.8t	3-8	3-8	0-0	Harold Foster	11	66,100	6,009	10,000
1956-57	.5	.17	.227	.3	.11	.214	.9	4-7	1-10	0-0	Harold Foster	11	57,529	5,230	7,193
1957-58	.8	.14	.364	.3	.11	.214	.10	5-6	3-7	0-1	Harold Foster	11	61,448	5,586	8,200
1958-59	.3	.19	.136	.1	.13	.071	.10	3-8	0-10	0-1	Harold Foster	11	58,527	5,321	7,410
1959-60	.8	.16	.333	.4	.10	.286	.9	5-7	2-9	1-0	John Erickson	12	75,216	6,268	12,187
1960-61	.7	.17	.292	.4	.10	.286	.8	6-4	1-11	0-2	John Erickson	10	65,685	6,569	13,472
1961-62	.17	.7	.708	.10	.4	.714	.2	10-3	5-3	2-1	John Erickson	13	88,681	6,822	13,545
1962-63	.14	.10	.583	.7	.7	.500	.6	8-5	5-5	1-0	John Erickson	13	88,905	6,839	12,088
1963-64	.8	.16	.333	.2	.12	.143	.10	5-6	1-9	2-1	John Erickson	10	69,873	6,987	13,217
1964-65	.9	.13	.409	.4	.10	.286	.8	5-5	3-7	1-1	John Erickson	10	63,823	6,382	9,538
1965-66	.11	.13	.458	.6	.8	.429	.7	9-3	2-8	0-2	John Erickson	12	85,199	7,100	11,573
1966-67	.13	.11	.542	.8	.8	.500	.4	7-4	2-6	4-1	John Erickson	11	116,855	10,623	12,729
1967-68	.13	.11	.542	.7	.7	.500	.5	9-2	3-7	1-2	John Erickson	11	104,346	9,486	11,926
1968-69	.11	.13	.458	.5	.9	.357	.8t	8-3	1-10	2-0	John Powless	11	112,949	10,268	11,569
1969-70	.10	.14	.417	.5	.9	.357	.6t	6-6	3-8	1-0	John Powless	12	97,686	8,881	12,392
1970-71	.9	.15	.375	.4	.10	.286	.7t	7-5	1-10	1-0	John Powless	12	81,051	6,754	7,953
1971-72	.13	.11	.542	.6	.8	.429	.5t	9-3	3-7	1-1	John Powless	12	79,922	6,660	8,235
1972-73	.11	.13	.458	.5	.9	.357	.9	8-3	2-10	1-0	John Powless	11	84,242	7,658	8,236
1973-74	.16	.8	.667	.8	.6	.571	.4t	11-2	4-6	1-0	John Powless	13	98,346	7,565	12,204
1974-75	.8	.18	.308	.5	.13	.278	.8	8-7	0-9	0-2	John Powless	15	82,981	5,532	7,462
1975-76	.10	.16	.385	.4	.14	.222	.9	7-7	2-9	1-0	John Powless	14	72,996	5,214	9,363
1976-77	.11	.16	.407	.7	.11	.389	.7t	8-5	2-11	1-0	Bill Cofield	13	90,609	6,970	8,501
1977-78	.8	.19	.296	.4	.14	.222	.9t	7-7	1-12	0-0	Bill Cofield	14	122,075	8,720	11,238
1978-79	.12	.15	.444	.6	.12	.333	.8t	9-5	3-9	0-1	Bill Cofield	14	114,945	8,210	12,204
1979-80	.15	.14	.517	.7	.11	.389	.8	11-4	2-9	2-1	Bill Cofield	15	115,960	7,731	11,895
1980-81	.11	.16	.407	.5	.13	.278	.9	9-6	2-9	0-1	Bill Cofield	15	101,606	6,774	9,026
1981-82	.6	.21	.222	.3	.15	.167	.10	4-9	2-9	0-3	Bill Cofield	13	65,505	5,039	9,281
1982-83	.8	.20	.286	.3	.15	.167	.10	7-8	0-11	1-1	Steve Yoder	15	113,617	7,574	11,442
1983-84	.8	.20	.286	.4	.14	.222	.10	6-7	1-12	1-1	Steve Yoder	13	98,280	7,560	11,019
1984-85	.14	.14	.500	.5	.13	.278	.9	10-5	2-9	2-0	Steve Yoder	15	103,795	6,920	9,868
1985-86	.12	.16	.429	.4	.14	.222	.9	8-7	4-7	0-2	Steve Yoder	15	112,131	7,475	11,092
1986-87	.14	.17	.452	.4	.14	.222	.8	8-7	4-9	2-1	Steve Yoder	15	110,876	7,392	11,866
1987-88	.12	.16	.429	.6	.12	.333	.7	8-6	3-10	4-0	Steve Yoder	14	110,545	7,896	11,068
1988-89	.18	.12	.600	.8	.10	.444	.6t	14-3	3-9	1-0	Steve Yoder	17	161,810	9,518	11,886
1989-90	.14	.17	.452	.4	.14	.222	.8t	8-6	2-9	4-2	Steve Yoder	14	142,291	10,164	11,898
1990-91	.15	.15	.500	.8	.10	.444	.7	11-6	4-9	0-0	Steve Yoder	17	171,680	10,099	11,924
1991-92	.13	.18	.419	.4	.14	.222	.9	11-6	1-10	1-2	Steve Yoder	17	160,580	9,446	12,305
1992-93	.14	.14	.500	.7	.11	.389	.8t	11-6	3-8	0-0	Stu Jackson	17	176,578	10,387	11,500
1993-94	.18	.11	.621	.8	.10	.444	.7	14-2	3-8	1-1	Stu Jackson	16	184,000	11,500	11,500
1994-95	.13	.14	.481	.7	.11	.389	.9	11-4	2-10	0-0	Stan Van Gundy	15	171,292	11,419	11,500
1995-96	.17	.15	.531	.8	.10	.444	.8	13-5	3-8	1-2	Dick Bennett	18	202,381	11,243	11,993
1996-97	.18	.10	.643	.11	.7	.611	.4t	12-2	5-7	1-1	Dick Bennett	14	160,624	11,473	11,719
1997-98	.12	.19	.387	.3	.13	.188	.9t	7-8	2-9	3-2	Dick Bennett	15	200,032	13,335	16,697
1998-99	.22	.10	.688	.9	.7	.563	.3t	11-2	8-5	3-3	Dick Bennett	13	205,008	15,770	17,046
1999-00	.22	.14	.611	.8	.8	.500	.6	11-3	4-9	7-2	Dick Bennett	14	226,281	16,163	17,142
2000-01	.18	.11	.621	.9	.7	.563	.5	12-2	5-7	1-2	Brad Soderberg	14	235,351	16,811	17,142
2001-02	.19	.13	.594	.11	.5	.688	.1t	12-1	6-8	1-4	Bo Ryan	13	214,860	16,528	17,142
2002-03	.24	.8	.750	.12	.4	.750	.1	16-1	6-5	2-2	Bo Ryan	17	287,818	16,930	17,142
2003-04	.25	.7	.781	.12	.4	.750	.2t	15-0	5-6	5-1	Bo Ryan	15	257,130	17,142	17,142

* 1924 season includes one tie game

WISCONSIN HISTORY

Year-by-Year Statistics

Year	G	FG	FGA	PCT	3P	3PA	PCT	FT	FTA	PCT	REB	AVG	A	TO	BK	ST	PTS	AVG
1946-47	22	453	1590	.285	—	—	—	322	522	.617	—	—	—	—	—	—	1228	55.8
Opp.	22	445	1796	.248	—	—	—	276	481	.574	—	—	—	—	—	—	1166	53.0
1947-48	20	375	1407	.267	—	—	—	297	460	.646	—	—	—	—	—	—	1047	52.4
Opp.	20	404	1461	.277	—	—	—	260	430	.605	—	—	—	—	—	—	1068	53.4
1948-49	22	417	1499	.278	—	—	—	352	575	.612	—	—	—	—	—	—	1186	53.9
Opp.	Records Incomplete																	
1949-50	22	476	1631	.292	—	—	—	326	565	.577	—	—	—	—	—	—	1278	58.1
Opp.	22	463	1677	.276	—	—	—	231	393	.588	—	—	—	—	—	—	1157	52.6
1950-51	22	456	1502	.304	—	—	—	338	561	.603	1099	49.9	306	—	—	—	1250	56.8
Opp.	22	498	1710	.291	—	—	—	256	429	.598	—	—	—	—	—	—	1252	56.9
1951-52	22	450	1518	.296	—	—	—	380	574	.662	930	42.3	267	—	—	—	1280	58.1
Opp.	22	519	1595	.326	—	—	—	312	480	.650	919	41.8	247	—	—	—	1310	59.6
1952-53	22	486	1497	.326	—	—	—	473	717	.660	—	—	—	—	—	—	1447	65.8
Opp.	22	469	1562	.300	—	—	—	413	659	.627	—	—	—	—	—	—	1361	61.9
1953-54	22	504	1409	.358	—	—	—	486	695	.699	745	33.9	—	—	—	—	1494	67.9
Opp.	22	469	1522	.309	—	—	—	455	716	.635	—	—	—	—	—	—	1393	63.3
1954-55	22	541	1463	.370	—	—	—	495	693	.714	793	36.1	—	—	—	—	1577	71.7
Opp.	22	574	1492	.385	—	—	—	450	647	.695	737	33.5	—	—	—	—	1598	72.6
1955-56	22	550	1500	.367	—	—	—	430	653	.659	973	44.2	—	—	—	—	1530	69.5
Opp.	22	570	1505	.379	—	—	—	455	678	.671	928	42.2	—	—	—	—	1595	72.5
1956-57	22	510	1491	.342	—	—	—	296	501	.591	862	39.2	—	—	—	—	1316	59.8
Opp.	22	563	1526	.369	—	—	—	385	580	.664	982	44.6	—	—	—	—	1511	68.7
1957-58	22	555	1551	.358	—	—	—	272	434	.627	842	38.3	—	—	—	—	1382	62.8
Opp.	22	579	1600	.362	—	—	—	369	546	.676	957	43.5	—	—	—	—	1527	69.4
1958-59	22	523	1526	.343	—	—	—	330	579	.569	935	42.5	—	—	—	—	1376	62.6
Opp.	22	700	1637	.428	—	—	—	343	518	.662	1187	53.9	—	—	—	—	1743	79.2
1959-60	24	710	1723	.412	—	—	—	323	500	.646	1031	42.9	—	—	—	—	1743	72.6
Opp.	24	781	1810	.431	—	—	—	375	577	.649	1149	47.9	—	—	—	—	1935	80.6
1960-61	24	679	1753	.387	—	—	—	338	538	.628	1122	46.8	—	—	—	—	1696	70.7
Opp.	24	702	1727	.407	—	—	—	396	599	.661	1104	46.0	—	—	—	—	1800	75.0
1961-62	24	793	1812	.437	—	—	—	446	666	.670	1177	49.1	—	—	—	—	2032	84.7
Opp.	24	745	1801	.414	—	—	—	421	609	.692	1096	45.7	—	—	—	—	1911	79.6
1962-63	24	727	1652	.440	—	—	—	348	526	.662	1196	49.8	—	—	—	—	1802	75.1
Opp.	24	694	1805	.385	—	—	—	336	514	.654	1064	44.3	—	—	—	—	1720	71.7
1963-64	24	780	1915	.407	—	—	—	407	612	.665	1173	48.9	—	—	—	—	1967	81.9
Opp.	24	832	1839	.452	—	—	—	418	606	.690	1297	54.1	—	—	—	—	2082	86.8
1964-65	22	680	1587	.429	—	—	—	343	536	.640	969	44.1	—	—	—	—	1703	77.4
Opp.	22	673	1580	.426	—	—	—	410	565	.726	1082	49.2	—	—	—	—	1756	79.8
1965-66	24	725	1665	.435	—	—	—	398	588	.676	1075	44.8	—	—	—	—	1848	77.0
Opp.	24	745	1790	.416	—	—	—	426	599	.724	1152	48.0	—	—	—	—	1916	79.5
1966-67	24	753	1738	.433	—	—	—	457	658	.695	1207	50.3	—	—	—	—	1963	81.8
Opp.	24	772	1810	.427	—	—	—	415	638	.651	1217	50.7	—	—	—	—	1959	81.6
1967-68	24	750	1687	.445	—	—	—	422	632	.668	1136	47.3	—	—	—	—	1922	80.1
Opp.	24	732	1702	.430	—	—	—	411	563	.730	1085	45.2	—	—	—	—	1875	78.1
1968-69	24	633	1591	.398	—	—	—	424	617	.687	1091	45.5	—	—	—	—	1690	70.4
Opp.	24	608	1461	.416	—	—	—	476	688	.692	1079	44.9	—	—	—	—	1692	70.5
1969-70	24	707	1672	.423	—	—	—	429	609	.704	1142	47.6	—	—	—	—	1843	76.8
Opp.	24	727	1669	.436	—	—	—	483	687	.703	1118	46.6	—	—	—	—	1937	80.7
1970-71	24	792	1831	.433	—	—	—	463	658	.704	1268	52.8	—	—	—	—	2047	86.3
Opp.	24	805	1820	.442	—	—	—	417	600	.695	1164	48.5	—	—	—	—	2027	84.5
1971-72	24	747	1714	.436	—	—	—	427	613	.697	1160	48.3	—	—	—	—	1921	80.0
Opp.	24	664	1514	.439	—	—	—	446	685	.651	1082	45.1	—	—	—	—	1774	73.9
1972-73	24	740	1725	.429	—	—	—	326	487	.669	1245	51.9	—	—	—	—	1806	75.3
Opp.	24	732	1809	.405	—	—	—	332	494	.672	1140	47.5	—	—	—	—	1796	74.8
1973-74	24	766	1680	.456	—	—	—	295	422	.699	1169	48.7	378	—	—	—	1827	76.1
Opp.	24	653	1574	.415	—	—	—	270	391	.690	914	38.0	277	—	—	—	1576	65.7

WISCONSIN HISTORY

Year	G	FG	FGA	PCT	3P	3PA	PCT	FT	FTA	PCT	REB	AVG	A	TO	BK	ST	PTS	AVG
1974-75	26	759	1818	.417	—	—	—	335	482	.695	1104	42.5	430	—	—	—	1853	71.3
Opp.	26	814	1711	.476	—	—	—	398	557	.715	1158	44.5	515	—	—	—	2026	77.9
1975-76	26	783	1808	.433	—	—	—	431	600	.718	1131	43.5	448	—	—	—	1997	76.8
Opp.	26	836	1825	.458	—	—	—	467	656	.712	1241	47.7	488	—	—	—	2139	82.3
1976-77	27	737	1738	.424	—	—	—	387	572	.677	1132	41.9	338	—	—	—	1861	68.9
Opp.	27	800	1758	.455	—	—	—	398	561	.709	1100	40.7	405	—	—	—	1998	74.0
1977-78	27	758	1735	.437	—	—	—	397	592	.671	1075	39.8	340	494	59	155	1913	70.9
Opp.	27	794	1618	.491	—	—	—	451	627	.719	1009	37.4	381	511	94	129	2039	75.5
1978-79	27	760	1728	.440	—	—	—	363	545	.666	1048	38.8	377	495	66	203	1883	69.7
Opp.	27	776	1604	.484	—	—	—	433	603	.718	993	36.8	427	528	112	147	1985	73.5
1979-80	29	783	1666	.470	—	—	—	457	638	.716	1062	36.6	380	513	65	151	2023	69.8
Opp.	29	749	1620	.462	—	—	—	413	578	.715	923	31.8	335	510	93	164	1911	65.9
1980-81	27	690	1498	.461	—	—	—	376	558	.667	898	32.9	339	455	64	151	1756	65.5
Opp.	27	718	1446	.498	—	—	—	410	587	.700	882	32.7	330	462	58	185	1846	68.9
1981-82	27	721	1664	.433	—	—	—	293	426	.688	911	33.8	351	450	83	154	1735	64.3
Opp.	27	768	1502	.511	—	—	—	452	645	.701	984	36.4	379	472	78	153	1988	73.7
1982-83	28	739	1678	.440	22	68	.324	314	433	.725	901	32.2	351	409	91	160	1813	64.8
Opp.	28	771	1571	.491	30	68	.441	421	593	.710	1025	36.6	381	451	112	157	1994	71.2
1983-84	28	743	1579	.471	—	—	—	413	545	.758	833	29.8	403	379	45	146	1899	66.0
Opp.	28	791	1447	.547	—	—	—	417	590	.707	855	30.5	459	433	77	178	1999	71.4
1984-85	28	803	1646	.488	—	—	—	361	496	.728	900	32.1	456	374	61	149	1967	70.3
Opp.	28	807	1659	.486	—	—	—	399	555	.719	965	34.5	426	392	60	162	2013	71.9
1985-86	28	814	1686	.483	—	—	—	368	502	.733	892	31.9	442	382	51	181	1996	71.3
Opp.	28	846	1637	.517	—	—	—	399	541	.738	947	33.8	412	418	74	169	2091	74.7
1986-87	31	813	1696	.479	160	358	.447	407	596	.683	982	31.7	506	482	83	185	2193	70.7
Opp.	31	846	1793	.472	87	233	.373	434	636	.682	1087	35.1	479	451	84	234	2213	71.4
1987-88	28	710	1539	.461	126	292	.432	387	569	.680	841	30.0	442	429	68	196	1933	69.0
Opp.	28	784	1585	.495	108	264	.409	408	560	.729	968	34.6	462	461	84	199	2084	74.4
1988-89	30	774	1546	.501	146	326	.448	406	606	.670	859	28.6	450	401	86	220	2100	70.0
Opp.	30	699	1503	.465	105	267	.393	438	606	.723	885	29.5	367	470	71	162	1941	64.7
1989-90	31	744	1558	.478	121	311	.408	416	642	.648	933	30.1	445	450	78	195	2031	65.5
Opp.	31	721	1591	.453	117	313	.374	445	622	.715	951	30.7	363	440	59	189	2004	64.6
1990-91	30	743	1476	.503	186	450	.413	451	661	.682	900	30.0	469	482	96	160	2123	70.8
Opp.	30	801	1701	.471	134	370	.362	358	517	.693	893	29.8	410	386	62	221	2094	69.8
1991-92	31	792	1689	.469	179	420	.426	463	682	.679	966	31.2	416	456	153	208	2226	71.8
Opp.	31	790	1697	.466	124	327	.379	503	689	.730	1036	33.4	417	493	101	217	2207	71.2
1992-93	28	793	1754	.452	219	570	.384	341	519	.676	910	32.5	408	414	90	214	2156	77.0
Opp.	28	755	1599	.472	104	315	.330	504	681	.740	1043	37.3	375	506	89	194	2118	75.6
1993-94	29	816	1755	.465	225	609	.369	402	599	.671	1090	37.6	472	449	135	201	2259	77.9
Opp.	29	736	1754	.420	156	466	.335	471	667	.706	1055	36.4	383	442	83	241	2099	72.4
1994-95	27	672	1611	.417	186	561	.332	440	687	.640	1062	39.3	343	448	103	172	1970	73.0
Opp.	27	661	1612	.410	140	441	.317	472	696	.678	1061	39.3	328	428	86	181	1934	71.6
1995-96	32	726	1672	.434	189	551	.343	473	680	.696	1071	33.5	415	486	91	201	2114	66.1
Opp.	32	733	1704	.430	199	564	.353	408	610	.669	1051	32.8	408	488	118	225	2073	64.8
1996-97	28	570	1391	.410	137	406	.337	377	569	.663	951	34.0	332	422	97	187	1654	59.1
Opp.	28	502	1329	.378	128	408	.314	416	612	.680	885	31.6	236	437	73	195	1548	55.3
1997-98	31	644	1579	.408	130	438	.297	459	652	.704	996	32.1	348	431	95	189	1877	60.5
Opp.	31	643	1513	.425	197	553	.356	457	689	.663	1034	33.4	354	482	98	186	1940	62.6
1998-99	32	685	1573	.435	204	572	.357	413	558	.740	948	29.6	433	377	78	224	1987	62.1
Opp.	32	613	1504	.408	161	487	.331	379	564	.672	993	31.0	313	486	88	159	1766	55.2
1999-00	36	765	1793	.427	207	602	.344	420	617	.681	1107	30.8	478	408	102	236	2157	59.9
Opp.	36	683	1720	.397	189	551	.343	452	652	.693	1173	32.6	361	513	98	177	2007	55.8
2000-01	29	575	1349	.426	174	477	.365	399	568	.702	869	30.0	358	337	68	172	1723	59.4
Opp.	29	560	1364	.411	158	485	.326	363	514	.706	858	29.6	286	367	89	138	1641	56.6
2001-02	32	731	1675	.436	211	593	.356	471	655	.719	1032	32.2	407	414	60	188	2144	67.0
Opp.	32	778	1707	.456	192	551	.348	353	515	.685	1038	32.4	398	436	98	209	2101	65.7
2002-03	32	798	1723	.463	201	563	.357	453	619	.732	1045	32.7	423	334	88	221	2250	70.3
Opp.	32	723	1675	.432	158	473	.334	295	410	.720	984	30.8	354	440	84	150	1899	59.3
2003-04	32	754	1687	.447	190	564	.337	492	684	.719	1049	32.8	425	320	90	220	2190	68.4
Opp.	32	671	1594	.421	144	433	.333	337	483	.698	967	30.2	320	452	90	165	1823	57.0

Season Statistics Since 1984-85

1984-85

Name	G	FG-FGA	FT-FTA	Reb.	A	B	S	Pts. Avg.
Roth	28	198-365	117-156	86	74	4	26	18.3
Olson	28	197-397	73-82	52	66	0	20	16.7
Weber	28	85-173	37-53	162	53	17	24	7.4
Heineman	25	71-135	39-51	118	111	0	33	7.2
Ploss	28	70-142	25-44	101	32	20	9	5.9
Barnes	25	49-118	19-32	88	16	7	9	4.7
Smith	27	47-99	10-14	27	43	1	7	3.9
Steinhaus	22	33-75	11-13	42	34	3	5	3.5
Ripley	21	19-46	18-27	52	1	0	4	2.7
Laszewski	20	21-63	8-15	39	13	7	7	2.6
Hippen	17	10-27	4-7	19	10	2	3	1.4
Harris	7	2-4	0-0	2	3	0	2	0.6
Parker	3	1-2	0-0	0	0	0	0	0.7
Hill	3	0-0	0-2	0	1	0	0	0.0
team				112				
UW	28	803-1646	361-496	900	456	61	149	70.3
Opp.	28	807-1659	399-555	965	426	60	162	71.9

1985-86

Name	G	FG-FGA	FT-FTA	Reb.	A	B	S	Pts. Avg.
Olson	28	237-485	97-110	67	43	1	33	20.4
Weber	28	131-258	67-89	161	55	28	26	11.8
Ripley	28	101-195	41-55	194	50	6	29	8.7
Smith	15	84-153	30-46	24	44	0	7	13.2
Heineman	22	65-142	44-55	76	100	2	18	7.9
Steinhaus	28	79-182	16-25	87	43	0	26	6.2
Molaski	28	44-84	36-54	75	55	2	19	4.4
Jackson	13	35-83	5-10	18	24	0	9	5.8
Laszewski	21	24-54	13-21	36	12	6	7	3.1
Schubring	22	8-32	9-15	39	15	3	6	1.1
Robertson	13	5-16	8-18	13	1	3	0	1.4
Willey	9	1-2	2-4	4	0	0	1	0.4
team				98				
UW	28	814-1686	368-502	892	442	51	181	71.3
Opp.	28	846-1637	399-541	947	412	74	169	74.7

1986-87

Name	G	FG-FGA	FT-FTA	Reb.	A	B	S	Pts. Avg.
Weber	31	182-324	105-141	251	69	45	41	15.1
Smith	31	126-301	45-63	54	75	1	24	11.5
Jackson	28	129-289	46-59	36	38	1	33	12.5
Heineman	28	99-190	61-84	127	137	1	20	10.3
Jones	31	101-181	52-88	99	21	10	9	8.2
Ripley	31	70-160	25-38	149	55	9	24	5.9
Portmann	29	37-72	32-55	65	19	13	8	3.7
Molaski	27	26-60	28-40	54	68	0	9	3.0
Tapp	24	23-67	5-8	30	27	1	10	2.3
Fleming	15	10-25	2-6	9	2	0	1	1.8
Schubring	21	6-13	4-10	24	2	0	5	0.8
Robertson	11	4-14	2-4	14	1	2	1	0.9
team				72				
UW	31	813-1696	407-596	982	506	83	185	70.7
Opp.	31	846-1793	434-636	1087	479	84	234	71.4

1987-88

Name	G	FG-FGA	FT-FTA	Reb.	A	B	S	Pts. Avg.
Jackson	28	192-426	88-106	106	98	4	59	19.5
Jones	26	176-309	89-124	121	26	17	14	17.0
Locum	28	58-137	30-35	41	41	2	16	6.7
Molaski	28	49-128	54-67	106	104	3	42	5.6

Tapp	28	62-129	25-43	51	43	0	14	5.5
Portmann	28	62-160	27-49	101	33	25	16	5.4
Tompkins	27	46-95	28-54	88	32	9	7	4.4
Schubring	28	41-89	11-36	101	29	5	9	3.3
Robinson	19	19-48	25-33	34	30	1	18	3.3
Fleming	7	2-5	3-4	2	3	0	1	1.1
Robertson	15	1-7	3-9	6	0	1	0	0.3
Simms	2	1-4	2-5	7	3	0	0	2.0
Willey	8	1-2	2-4	3	0	1	0	0.5
team				74				
UW	28	710-1539	387-569	841	442	68	196	69.0
Opp.	28	784-1585	408-560	968	462	84	199	74.4

1988-89

Name	G	FG-FGA	FT-FTA	Reb.	A	B	S	Pts. Avg.
Jones	30	231-449	149-199	141	35	12	26	20.4
Jackson	30	201-408	99-133	90	101	1	50	19.1
Locum	30	83-168	45-55	71	60	3	25	8.8
Simms	30	84-162	21-53	99	52	12	27	6.3
Molaski	30	48-107	41-54	83	108	2	40	5.0
Portmann	30	63-113	9-18	112	42	34	26	4.5
Tompkins	12	23-35	17-33	46	10	8	2	5.3
Schubring	29	19-47	7-21	102	11	9	8	1.6
Good	9	3-12	6-7	2	1	0	1	1.7
Gillespie	6	6-9	2-7	8	4	1	2	2.3
Ellenson	9	4-8	1-2	9	4	1	1	1.2
Willey	9	4-8	0-0	5	0	3	3	0.9
Robertson	11	2-7	3-5	8	0	0	0	0.6
Robinson	16	0-5	6-13	15	17	0	7	0.4
Douglass	14	3-8	0-6	8	5	0	2	0.4
team				60				
UW	30	774-1546	406-606	859	450	86	220	70.0
Opp.	30	699-1503	438-606	885	367	71	162	64.7

1989-90

Name	G	FG-FGA	FT-FTA	Reb.	A	B	S	Pts. Avg.
Jones	31	215-412	118-188	140	26	15	20	17.7
Simms	30	153-284	92-146	145	97	11	33	13.3
Locum	30	94-194	40-45	69	67	0	33	9.8
Tompkins	28	73-146	40-80	178	29	10	17	6.6
Good	30	41-111	57-63	21	37	0	12	5.7
Hisle	31	46-126	32-46	44	33	7	18	4.5
Portmann	31	53-127	9-25	134	37	30	24	3.7
Douglass	31	32-72	13-18	41	65	1	17	2.8
Ellenson	30	26-54	5-17	57	39	4	12	1.9
Harrell	19	8-24	4-8	19	4	0	6	1.1
Robinson	9	3-8	6-6	13	11	0	3	1.3
team				72				
UW	31	744-1558	416-642	933	445	78	195	65.5
Opp.	31	721-1591	445-622	951	363	59	189	64.6

1990-91

Name	G	FG-FGA	FT-FTA	Reb.	A	B	S	Pts. Avg.
Tompkins	30	164-258	95-147	264	78	25	23	14.1
Simms	29	153-267	114-179	149	98	4	27	14.5
Locum	30	107-212	51-59	75	53	3	25	11.0
Hisle	28	71-170	68-94	62	52	1	13	8.7
Ellenson	30	71-159	27-34	83	46	10	18	6.7
McGee	26	51-105	28-46	45	18	16	10	5.0
Good	24	29-70	24-27	17	24	0	3	4.3
Peters	28	29-59	7-11	24	50	3	21	3.0
Ely	20	27-48	11-22	35	2	2	2	3.3
Weaver	16	15-34	6-9	14	4	2	3	2.9
Douglass	21	12-45	16-21	23	30	3	8	2.1

Harrell	23	11-33	1-7	32	6	6	4	1.0
Johnsen	12	2-14	2-2	6	7	0	2	0.5
Johnson	8	1-2	1-3	8	1	3	1	0.4
team				63				
UW	30	743-1476	451-661	900	469	96	160	70.8
Opp.	30	801-1701	358-517	893	410	62	221	69.8

1991-92

Name	G	FG-FGA	FT-FTA	Reb.	A	B	S	Pts. Avg.
Webster	31	186-419	90-115	116	151	6	48	17.3
Finley	31	130-287	95-128	152	85	24	27	12.3
McGee	30	123-222	72-132	133	29	19	23	10.6
Ely	30	82-163	31-55	98	7	41	14	6.5
Good	30	52-112	36-43	13	24	0	9	5.9
Petersen	28	53-99	34-52	75	4	22	7	5.0
Douglass	30	49-104	27-30	68	47	5	26	4.5
Johnson	31	38-70	13-24	98	8	27	9	2.9
Peters	29	27-66	20-27	45	37	2	28	3.0
Schell	21	14-38	7-9	11	5	1	5	2.2
Harrell	22	18-44	9-18	31	8	4	4	2.0
Kilbride	15	6-23	14-17	4	4	0	2	2.1
Kelley	19	11-22	8-19	22	0	0	2	1.6
Moore	5	3-8	3-6	12	1	2	1	1.8
Johnsen	12	0-12	4-7	6	6	0	3	0.3
team				82				
UW	31	792-1689	463-682	966	416	153	208	71.8
Opp.	31	790-1697	503-689	1036	417	101	217	71.2

1992-93

Name	G	FG-FGA	FT-FTA	Reb.	A	B	S	Pts. Avg.
Finley	28	223-478	111-144	161	86	18	49	22.1
Webster	28	139-354	72-89	96	179	2	66	14.1
Johnsen	27	65-171	3-11	38	19	2	8	6.7
Kilbride	27	58-137	16-20	34	37	1	25	6.7
Ely	28	80-131	17-45	104	5	31	8	6.3
Petersen	27	58-93	27-39	44	1	4	11	5.3
Kelley	28	55-130	31-45	116	24	5	10	5.0
Harrell	28	48-104	34-47	90	13	4	13	4.6
McGee	16	19-40	15-30	50	10	6	7	3.3
Carl	21	16-28	7-13	9	19	0	5	2.2
McDuffie	25	15-36	5-14	34	3	1	2	1.4
Johnson	26	7-20	10-16	39	3	16	5	0.9
Conger	13	6-20	0-0	7	7	0	2	1.4
Moore	9	4-8	2-2	9	0	0	2	1.1
Timmerman	3	0-4	1-4	4	2	0	1	0.3
team				75				

team	83					
UW	29	816-1755	402-599	1090	472	135 201 77.9
Opp.	29	736-1754	471-667	1055	383	83 241 72.4

1994-95

Name	G	FG-FGA	FT-FTA	Reb.	A	B	S	Pts. Avg.
Finley	27	178-470	140-181	141	108	15	52	20.5
Griffith	26	167-295	113-195	281	21	58	11	17.2
Kilbride	25	57-152	18-26	51	49	0	19	7.4
Hoskins	27	55-142	55-71	85	92	2	32	6.8
Mason	25	41-122	23-39	49	20	6	10	5.0
Kelley	27	52-116	15-37	91	15	3	15	4.5
Daugherty	26	43-123	20-34	99	13	8	11	4.6
Nwachukwu	27	22-49	26-55	76	0	4	5	2.6
Peterson	18	21-57	12-17	20	4	1	2	3.7
Moore	21	20-37	6-10	43	10	5	10	2.2
Roberts	10	12-35	9-12	26	8	0	4	3.7
Conger	10	2-3	1-2	1	1	0	1	0.7
Coleman	10	2-6	2-6	8	0	1	0	0.6
Carlin	7	0-4	0-2	6	2	0	0	0.0
Vraney	1	0-0	0-0	0	0	0	0	0.0
team							85	
UW	27	672-1611	440-687	1062	343	103	172	73.0
Opp.	27	661-1612	472-696	1061	328	86	181	71.6

1995-96

Name	G	FG-FGA	FT-FTA	Reb.	A	B	S	Pts. Avg.
Okey	32	151-343	100-142	218	100	42	35	13.2
Peterson	30	118-282	79-107	113	50	1	18	11.5
Daugherty	32	125-272	70-96	202	33	13	22	10.4
Auriantal	32	96-213	50-76	76	67	1	43	8.7
Hall	28	60-155	26-33	36	58	2	9	7.0
Nwachukwu	31	59-119	63-108	167	11	5	21	5.8
Mason	13	37-93	28-33	31	22	6	15	8.6
Carlin	29	26-75	16-20	33	36	2	18	3.1
Hoskins	9	26-57	24-31	18	35	0	15	9.4
Coleman	25	10-21	6-18	59	0	18	3	1.0
Vraney	13	9-14	5-6	13	0	0	0	1.8
Duany	2	4-7	4-4	3	0	0	0	7.5
Kosolcharoen	18	4-20	2-6	16	3	1	2	0.6
Hayes	2	1-1	0-0	2	0	0	0	1.0
Burkemper	3	0-0	0-0	0	0	0	0	0.0
Malinowski	2	0-0	0-0	0	0	0	0	0.0
team							84	
UW	32	726-1672	473-680	1071	415	91	201	66.1
Opp.	32	733-1704	408-610	1051	408	118	225	64.8

1996-97

Name	G	FG-FGA	FT-FTA	Reb.	A	B	S	Pts. Avg.
Grant	28	129-261	92-129	145	21	34	14	12.5
Okey	27	103-239	80-125	230	77	24	32	11.2
Daugherty	28	104-235	45-65	151	22	13	17	9.6
Calderwood	27	71-202	57-72	87	101	5	63	8.8
Auriantal	28	49-121	23-40	75	42	2	25	5.0
Duany	27	47-142	15-34	39	11	1	6	5.1
Kosolcharoen	28	39-110	27-33	45	24	2	16	4.2
Mason	4	9-25	16-20	11	5	2	5	9.2
Coleman	27	11-23	8-25	37	2	13	3	1.1
Burkemper	24	4-15	7-8	25	25	0	5	0.7
Vraney	11	2-8	2-2	6	0	0	1	0.5
Shafer	7	0-4	4-8	1	2	0	0	0.6
Schumacher	6	1-3	0-2	4	0	0	0	0.5
Meiners	4	1-1	0-0	2	0	0	0	0.5
Quest	10	0-2	1-6	10	0	1	0	0.1
team							83	
UW	28	570-1391	377-569	951	332	97	187	59.1
Opp.	28	502-1329	416-612	885	236	73	195	55.3

1997-98

Name	G	FG-FGA	FT-FTA	Reb.	A	B	S	Pts. Avg.
Mason	31	149-378	128-157	106	46	13	14	15.5
Daugherty	31	125-282	75-105	192	33	18	14	10.8
Auriantal	29	72-205	38-53	99	64	2	46	7.2
Vershaw	31	59-134	42-72	83	52	8	10	5.3
Kowske	31	58-117	41-61	120	14	18	10	5.1
Duany	29	48-150	18-27	50	10	9	8	4.5
Kelley	31	44-108	30-38	63	55	4	58	4.2
Coleman	30	37-64	35-63	89	4	15	10	3.6
Okey	9	29-71	25-34	44	23	5	8	9.8
Linton	21	20-51	12-19	29	8	2	0	2.5
Burkemper	31	3-18	15-23	26	39	1	10	0.7
Chambers	7	0-1	0-0	3	0	0	1	0.0
Vraney	6	0-0	0-0	4	0	0	0	0.0
team							88	
UW	31	644-1579	459-652	996	348	95	189	60.5
Opp.	31	643-1513	457-689	1034	354	98	186	62.6

1998-99

Name	G	FG-FGA	FT-FTA	Reb.	A	B	S	Pts. Avg.
Mason	32	162-419	137-169	137	61	13	28	16.8
Calderwood	32	99-250	45-57	94	104	0	48	9.3
Vershaw	32	84-185	61-75	97	56	11	8	7.2
Bryant	31	72-161	4-5	40	17	1	15	6.3
Kowske	32	85-148	23-52	157	10	27	16	6.0
Wills	32	52-98	40-52	106	21	5	13	4.5
Kelley	32	45-94	49-65	86	86	6	62	4.4
Auriantal	24	30-83	21-30	34	33	2	19	3.8
Duany	21	18-43	7-10	19	5	3	2	2.5
Linton	32	29-67	16-22	72	30	10	10	2.3
Davis	12	2-12	7-14	7	6	0	1	1.1
Faust	6	2-4	2-3	2	1	0	0	1.0
Burkemper	9	2-3	1-4	4	2	0	2	0.7
Morriarity	7	2-3	0-0	3	1	0	0	0.6
Sessoms	7	0-2	0-0	3	0	0	0	0.0
team							87	
UW	32	685-1573	413-558	948	433	78	224	62.1
Opp.	32	613-1504	379-564	993	313	88	159	55.2

1999-00

Name	G	FG-FGA	FT-FTA	Reb.	A	B	S	Pts. Avg.
Vershaw	36	148-326	106-144	153	118	26	21	11.8
Kowske	36	137-235	57-88	222	15	27	10	9.2
Bryant	36	99-256	24-38	87	45	4	28	8.2
Boone	36	74-216	57-78	110	57	13	34	6.1
Duany	34	58-160	15-23	57	14	6	9	5.2
Kelley	36	54-96	66-89	83	114	8	95	5.0
Linton	35	62-138	27-39	95	27	13	10	4.5
Wills	36	50-135	23-34	92	16	4	5	3.7
Penney	34	45-135	14-19	48	27	1	8	3.7
Davis	36	28-73	18-40	54	45	0	13	2.1
Swartz	17	7-13	11-21	10	0	0	3	1.5
Faust	8	2-4	1-2	3	0	0	0	0.8
Smith	11	1-6	1-2	3	0	0	0	0.4
team							90	
UW	36	765-1793	420-617	1107	478	102	236	59.9
Opp.	36	683-1720	452-652	1173	361	98	177	55.8

2000-01

Name	G	FG-FGA	FT-FTA	Reb.	A	B	S	Pts. Avg.
Boone	29	121-294	88-118	120	59	12	36	12.8
Penney	29	108-245	40-56	88	32	5	17	11.2
Vershaw	29	79-203	86-119	119	85	12	10	8.6
Kowske	29	79-145	45-79	157	11	14	18	7.0
Linton	21	46-114	19-24	71	20	11	8	5.6
Kelley	29	48-106	47-64	66	89	8	60	5.3

Bower	21	28-63	13-16	24	6	1	5	4.3
Wills	29	39-97	29-39	88	19	2	8	4.2
Davis	21	15-46	17-30	33	28	0	8	2.2
Mader	17	6-18	6-8	27	3	3	0	1.1
Owens	18	5-12	7-12	3	5	0	1	1.0
Ukawuba	5	1-2	0-0	1	0	0	0	0.4
Gruszcynski	6	0-2	2-3	2	0	0	0	0.3
Schmit	5	0-2	0-0	0	1	0	1	0.0
team							70	
UW	29	575-1349	399-568	869	358	68	172	59.4
Opp.	29	560-1364	363-514	858	286	89	138	56.6

2001-02

Name	G	FG-FGA	FT-FTA	Reb.	A	B	S	Pts. Avg.
Penney	32	167-368	86-112	157	55	3	20	15.1
Harris	32	117-283	101-130	105	56	18	43	12.3
Wills	32	112-235	70-106	165	58	8	18	10.2
Wilkinson	32	94-212	93-123	171	48	14	40	9.3
Owens	32	108-240	24-40	87	30	0	23	8.1
Davis	32	79-192	75-112	139	126	1	29	7.8
Mader	32	41-98	14-21	83	21	14	9	3.0
Plank	27	8-34	5-7	24	10	1	3	0.9
Hanson	14	4-12	2-2	4	2	1	1	0.9
Buchanan	2	1-1	0-0	0	0	0	0	1.0
Peek	2	0-0	1-2	0	0	0	0	0.5
Ukawuba	4	0-0	0-0	0	1	0	0	0.0
Boettcher	2	0-0	0-0	0	0	0	0	0.0
Jackson	1	0-0	0-0	0	0	0	0	0.0
team							97	
UW	32	731-1675	471-655	1032	407	60	188	67.0
Opp.	32	778-1707	353-515	1038	398	98	209	65.7

2002-03

Name	G	FG-FGA	FT-FTA	Reb.	A	B	S	Pts. Avg.
Penney	32	183-410	91-121	191	100	5	25	16.2
Harris	32	132-285	90-119	147	98	18	65	12.7
Tucker	32	139-261	89-130	189	34	10	28	12.0
Owens	32	115-259	73-89	56	53	0	20	10.3
Wilkinson	32	113-261	81-103	216	50	31	39	10.3
Wade	32	42-86	12-22	59	59	4	27	3.3
Mader	26	28-61	9-14	55	11			

Past Wisconsin Coaches

JAMES C. ELSOM (1899-1904)

Record of 25-14 (.641) in six years at UW ... UW-Madison professor of physical education and physical therapy from 1894-1936 ... oversaw first Wisconsin teams as "coach" ... died in 1949.

EMMETT ANGELL (1905-08)

Record of 43-15 (.741) in four years at UW ... coached Chris Steinmetz, UW's first all-American in 1905 ... owns highest winning percentage of any Badger coach ... coached UW's first two conference titles (1907 and 1908) ... a driving force in establishing basketball at Wisconsin and in Western Conference (now the Big Ten).

HASKELL NOYES (1909-11)

Record of 26-15 (.634) in three years at UW ... guided Badgers to 23-2 homecourt record during his tenure.

WALTER MEANWELL (1912-17; '21-34)

Record of 246-99 (.712) in 20 years at UW ... second-winningest coach in Badger history ... Badgers were 92-9 in his first six years, including one of school's three 20-win seasons in 1915-16 ... his 1911-12 and 1913-14 Badgers were both 15-0, the only two undefeated seasons in UW history ... coached two first-team all-Americans (George Levis and Bud Foster) ... a 1959 inductee into Naismith Memorial Basketball Hall of Fame ... coached Wisconsin to eight undisputed or shared Big Ten titles ... legendary coach credited with launching modern basketball's emphasis on finesse and offensive strategy ... his famous "criss-cross, pivot and pass" offense utilized all five players and featured short passes, the revolutionary criss-cross and weave, pivot in motion and screens for the shooter ... known as the "Little Doctor", he held a medical degree from Maryland and Ph.D from Wisconsin ... practiced medicine in Madison until his death in 1953.

GUY LOWMAN (1918-20)

Record of 34-19 (.642) in three years at UW ... coached UW to Big Ten title in his first season (1918) ... coached Badger football (1918) and baseball (1918, 1921-32) teams, as well ... directed UW Department of Physical Education for 26 years ... died in 1943.

HAROLD "BUD" FOSTER (1935-59)

Record of 265-267 (.498) in 25 years at UW ... school's all-time winningest coach ... guided Badgers to school's first two NCAA tournaments, including 1941 NCAA title ... coached three — Gene Englund, John Kotz and Don Rehfeldt — first-team all-Americans ... a 1964 inductee into Naismith Memorial Basketball Hall of Fame ... coached Badgers to one of school's three 20-win seasons in 1941 (team had season-ending 15-game winning streak) ... first-team all-America player in 1930.

JOHN ERICKSON (1960-68)

Record of 100-114 (.467) in nine years at UW ... fourth-winningest coach in Wisconsin history and ranks third in school annals in Big Ten wins (52) ... prior to 1997, his '62 squad was last at UW to win 10 Big Ten games ... his 1961-62 team's .708 (17-7) winning percentage is highest at Wisconsin in the last 48 years.

JOHN POWLESS (1969-76)

Record of 88-108 (.449) in eight years at UW ... prior to 1997, his '74 Badgers were school's last team to register a winning record (8-6) in conference play ... best season was 1973-74 when Badgers were 16-8 ... coached nine NBA draft choices at UW, most of any Badger coach ... has attained ranking as No. 1 tennis player in the world in singles and doubles for senior men 55 and older ... former color commentator on Badger basketball TV broadcasts.

BILL COFIELD (1977-82)

Record of 63-101 (.384) in six years at UW ... coached four (Wes Matthews and Joe Chernelich in 1980, and Claude Gregory and Larry Petty in 1981) Badgers who were NBA draft picks.

STEVE YODER (1983-92)

Record of 128-165 (.437) in 10 years at UW ... third-winningest coach in school history ... also had third-longest tenure of any Wisconsin coach ... took Badgers to two NITs, including school's first postseason appearance (1989) since 1947 ... coached Badger stars Rick Olson, Danny Jones, Tracy Webster and Michael Finley ... color commentator on UW basketball television broadcasts.

STU JACKSON (1993-94)

Record of 32-25 (.561) in two years at UW ... guided Badgers to school's first NCAA tournament bid (1994) since 1947 ... became first Wisconsin coach to take teams to back-to-back postseason tournaments ... left Wisconsin in summer of 1994 for front office position with NBA's expansion Vancouver Grizzlies ... now works for the NBA in New York.

STAN VAN GUNDY (1995)

Record of 13-14 (.481) in one year at UW ... named head coach in summer of 1994 after two years as assistant to Stu Jackson ... now an assistant coach to Pat Riley with Miami Heat ... brother of New York Knicks coach Jeff Van Gundy.

DICK BENNETT (1996-2000)

Record of 93-69 (.574) in five-plus years at UW ... coached Wisconsin to 2000 Final Four, the second in school history ... his teams won a then-school-record 22 games in both 1998-99 and 1999-2000 ... also reached the NIT in 1995-96, his first season ... his teams led the Big Ten in scoring defense four times, placing in the top five nationally three times ... resigned on Nov. 30, 2000, three games into the 2000-01 season.

BRAD SODERBERG (2001)

Record of 16-10 in one year (.615) at UW ... took over after Dick Bennett resigned on Nov. 30, 2000 ... first UW head coach in history to lead a team to the NCAA tournament in his first year at the helm.

WISCONSIN COACHING RECORDS

Coach	Tenure	Yrs.	Overall			Big Ten			Titles
			Won	Lost	Pct.	Won	Lost	Pct.	
James C. Elsom	1898-1904	6	25	14	.641	--	--	--	
Emmett Angell	1905-08	4	43	15	.741	19	5	.792	2 Big Ten
Haskell Noyes	1909-11	3	26	15	.634	18	15	.545	
Walter Meanwell	1912-17, '21-34	20	246	99	.712	158	80	.660	8 Big Ten
Guy Lowman	1812-20	3	34	19	.642	19	17	.528	1 Big Ten
Harold "Bud" Foster	1935-59	25	265	267	.498	143	182	.440	3 Big Ten, 1 NCAA
John Erickson	1960-68	9	100	114	.467	52	74	.413	
John Powless	1969-76	8	88	108	.449	42	78	.350	
Bill Cofield	1977-82	6	63	101	.384	32	76	.296	
Steve Yoder	1983-92	10	128	165	.437	50	130	.278	
Stu Jackson	1993-94	2	32	25	.561	15	21	.417	
Stan Van Gundy	1995	1	13	14	.481	7	11	.389	
Dick Bennett	1996-2000	5	93	69	.574	39	45	.464	
Brad Soderberg	2001	1	16	10	.615	9	7	.563	
Bo Ryan	2002-04	3	68	28	.708	35	13	.729	2 Big Ten, 1 Big Ten Tourney
Totals		106	1240	1063	.538	638	758	.457	

Wisconsin Assistant Coaches

1940-41	Fritz Wegner	1960-61	John Orr	1979-80	Bo Ryan	1992-93	Ray McCallum
1941-42	Fritz Wegner		Ron Nord		Larry Reed		Stan Van Gundy
1942-43	Fritz Wegner	1961-62	John Orr		Todd Landrum		Sean Miller
	Robert Alwin		Ron Nord	1980-81	Bo Ryan	1993-94	Stan Van Gundy
1943-44	Fritz Wegner	1962-63	John Orr		Ken Johnson		Bob Beyer
1944-45	Fritz Wegner	1963-64	Dave Brown		Don Gosz		Tim Buckley
1945-46	Fritz Wegner		John Powless	1981-82	Bo Ryan	1994-95	Dave Bollwinkel
	Andy Smith	1964-65	Dave Brown		Ken Johnson		Shawn Hood
1946-47	Fritz Wegner		John Powless		Don Gosz		Brian Hecker
	Ted Deppe	1965-66	Dave Brown	1982-83	Rick Bowen	1995-96	Brad Soderberg
1947-48	Fritz Wegner		John Powless		Brad McNulty		Shawn Hood
	Art Rizzi	1966-67	Dave Brown		Bo Ryan		Brian Hecker
	Kurt Grimm		John Powless	1983-84	Rick Bowen	1996-97	Brad Soderberg
	Bob Weigandt	1967-68	Dave Brown		Brad McNulty		Shawn Hood
1948-49	Fritz Wegner		John Powless		Bo Ryan		Brian Hecker
	Ray Patterson	1968-69	Dave Brown	1984-85	Rick Bowen	1997-98	Brad Soderberg
1949-50	Fritz Wegner		Bud Foster		Brad McNulty		Shawn Hood
	Bruce Fossum		Milt Bruhn		Ray McCallum		Brian Hecker
1950-51	Fritz Wegner	1969-70	Dave Brown	1985-86	Rick Bowen	1998-99	Brad Soderberg
	Walt Lautenbach		Dave VanderMeulen		Brad McNulty		Shawn Hood
1951-52	Fritz Wegner	1970-71	Dave Brown		Ray McCallum		Brian Hecker
	Art Rizzi		Dave VanderMeulen	1986-87	Brad McNulty	1999-00	Brad Soderberg
1952-53	Fritz Wegner	1971-72	Dave VanderMeulen		Ray McCallum		Shawn Hood
	Art Rizzi		Ted Voigt		Chris Benetti		Brian Hecker
1953-54	Fritz Wegner	1972-73	Dave VanderMeulen	1987-88	Brad McNulty	2000-01	Shawn Hood
	Art Rizzi		Ted Voigt		Ray McCallum		Tony Bennett
1954-55	Fritz Wegner	1973-74	Dave VanderMeulen		Rod Zentner		Paul Costanzo
	Ab Nicholas		Ted Voigt	1988-89	Brad McNulty	2001-02	Rob Jeter
	Bob Cook	1974-75	Dave VanderMeulen		Ray McCallum		Tony Bennett
1955-56	Fritz Wegner		Lamont Weaver		Rod Zentner		Greg Gard
	Paul Morrow	1975-76	Dave VanderMeulen	1989-90	Ray McCallum	2002-03	Rob Jeter
	Silas Johnson		Lamont Weaver		John Williams		Tony Bennett
1956-57	Fritz Wegner	1976-77	Bo Ryan		Chuck Schramm		Greg Gard
	Silas Johnson		Larry Reed	1990-91	Ray McCallum	2003-04	Rob Jeter
	Tom Ward		Todd Landrum		John Williams		Gary Close
1957-58	Fritz Wegner	1977-78	Bo Ryan		Chuck Schramm		Greg Gard
	Al Hovland		Larry Reed	1991-92	Ray McCallum		
1958-59	Fritz Wegner		Todd Landrum		John Williams		
	John Erickson	1978-79	Bo Ryan		Chuck Schramm		
1959-60	John Orr		Larry Reed				
	Ron Nord		Todd Landrum				

Letterwinners

A

ADAMS, James, 1911
 ADAMS, Lloyd (F, 6-6)
 New York, N.Y., 1970
 AFFELDT, George (F, 5-11)
 West Allis, Wis., 1943
 ALWIN, Robert (G, 5-10)
 Madison, Wis., 1940-41-42
 ANDERSON, Dean (G/F, 6-2)
 Madison, Wis., 1976
 ANDERSON, Gary (G, 6-5)
 Madison, Wis., 1972-73-74
 ANDERSON, George, 1914
 ANDERSON, Orrin, 1925
 ANDERSON, Peter (F, 6-3)
 Rockford, Ill., 1951-52
 ANDERSON, Walter (F, 6-2)
 Superior, Wis., 1939-40
 ANDREWS, Charles, 1926-27-28
 ARTHUR, Frank, 1907
 ASLAKSON, Charles (G, 6-2)
 Marshfield, Wis., 1965
 AURIANTAL, Hennssy (G, 6-1)
 Montreal, Que., 1996-97-98-99

B

BACHMAN, Willis, 1945
 BADURA, Robert (G, 6-2)
 Kohler, Wis., 1955-56
 BAILEY, John (G, 6-3)
 Macon, Ga., 1979-80-81-82
 BAIN, Frank, 1925
 BARAO, Thomas (G, 6-3)
 New Bedford, Mass., 1970
 BARLOW, Millard, 1919
 BARNARD, Samuel (F/C, 6-6)
 Oshkosh, Wis., 1958
 BARNES, Kenneth (F, 6-3)
 Decatur, Ill., 1964-65-66
 BARNES, Robert (F, 6-8)
 Racine, Wis., 1985
 BARNESON, Robert (F, 6-3)
 Eau Claire, Wis., 1958-59-60
 BARNUM, Rollie, 1925-26-27
 BARTLETT, Edwin, 1902-03
 BARWIG, Byron, 1923-24-25
 BAUMGARTEN, David (G, 6-0)
 Evansville, Wis., 1971
 BEHR, Louis, 1926-27-28
 BELL, Byron, 1937-38-39
 BENCIRSCUTTO, Fred (F, 6-1)
 Racine, Wis., 1950-51
 BENDER, John, 1933
 BICKELHAUPT, William, 1910
 BIGGS, James (F, 6-2)
 Chicago, Ill., 1959-60-61
 BIRCH, Albert, 1909-10-11
 BIRCH, Frank, 1918
 BISHOP, Warren, 1900-01
 BLACKWELL, Cory (F, 6-6)
 Chicago, Ill., 1982-83-84
 BLOOR, James, 1946
 BOHEN, James (G, 5-10)
 Reedsburg, Wis., 1963-64-65
 BOONE, Roy (G, 6-3)
 Madison, Wis., 2000-01
 BORLAND, Glenn (F, 6-1)
 Oelwein, Iowa, 1956-57-58
 BOWER, Ricky (G, 6-4)
 Meridian, Id., 2001
 BOWERS, Dale (F, 6-0)
 Rockford, Ill., 1949

BREITKREUTZ, Emil, 1904-05
 BRENS, John (C, 6-8)
 St. Charles, Ill., 1962-63-64
 BREY, Peter (F, 6-7)
 Wisconsin Rapids, Wis.,
 1975-76-77
 BROCK, Harold, 1918
 BROOKS, Henry, 1925-26
 BRYANT, Jon (G, 6-2)
 Plymouth, Minn., 1999-00
 BUCHANAN, Deandre (F, 6-5)
 Verona, Wis., 2002-03
 BUECHL, William (F, 6-1)
 Wauwatosa, Wis., 1951
 BUNKE, Richard (C/F, 6-1)
 New London, Wis., 1945
 BURDICK, William, 1899-1900
 BURINGTON, Keith (G, 6-2)
 Browntown, Wis., 1968-69
 BURKEMPER, David (G, 6-1)
 Hubertus, Wis., 1996-97-98-99
 BURKS, Frank (C/F, 6-4)
 Chicago, Ill., 1960
 BUSH, James, 1904-05-06

C

CABLE, Richard (F, 6-1)
 Stevens Point, Wis.,
 1952-53-54-55
 CALDERWOOD, Tyre (G, 6-0)
 Joliet, Ill., 1997, '99
 CANNON, Patrick (G, 5-10)
 Brookfield, Wis., 1971
 CARL, Adam (G, 5-11)
 Northbrook, Ill., 1993
 CARLIN, Michael (G, 6-0)
 Valparaiso, Ind., 1966-67-68
 CARLIN, Shawn (G, 6-3)
 Middleton, Wis., 1995-96
 CARLSON, George, 1918
 CARPENTER, Edward (F, 6-4)
 Rockford, Ill., 1952
 CARY, David (F, 6-6)
 Milwaukee, Wis., 1983
 CEASER, Carl, 1920-21-22
 CHAMBERS, Chris (G, 6-1)
 Bedford, Ohio, 1998
 CHANDLER, William, 1916-17-18
CHAPPELL, Jason (F, 6-10)
 New Berlin, Wis., 2003
 CHMIELEWSKI, Ed, 1929-30-31
 CHRNELICH, Joseph (F, 6-7)
 Milwaukee, Wis., 1977-78-79-80
 CLINTON, James (F/C, 6-5)
 Milwaukee, Wis., 1951-55
 CLOW, Fred (C, 6-4)
 Rockford, Ill., 1958-59-60
 COLBERT, Brian (G, 6-0)
 Zion, Ill., 1975-76
 COLEMAN, Booker (C/F, 6-9)
 Jamestown, N.Y.,
 1995-96-97-98
 CONGER, Chris (G, 6-3)
 Green Bay, Wis., 1993-94-95
 CONLON, Dennis (G, 6-3)
 Dubuque, Iowa, 1970-71
 COOK, Robert (F, 5-10)
 Harvard, Ill., 1946-47-48
 COYNE, William, 1937

D

DAHLKE, Charles (C, 6-5)
 Princeton, Wis., 1951-52
 DALY, Michael (F, 5-7)
 Wisconsin Rapids, Wis., 1953-54
 DANDRIDGE, Greg (G, 6-2)
 Milwaukee, Wis., 1980-81-82-83
 DAUGHERTY, Sean (F, 6-10)
 Vincennes, Ind., 1995-96-97-98
 DAVIS, Ernest, 1937-38
 DAVIS, Travon (G, 5-10)
 Summit, Ill., 1999-00-01-02
 DeCREMER, James (F/C, 6-7)
 Eau Claire, Wis., 1970-71
 DeMARK, Nick, 1934-35-36
 DeMERIT, John (F, 6-1)
 Port Washington, Wis., 1957
 DEPPE, Ted (F, 6-1)
 Baraboo, Wis., 1941
 DICK, Donald (F, 6-0)
 Montreal, Wis., 1944
 DIEBOLD, Marshall, 1923-24-25
 DOUGAN, Trevor, 1926
 DOUGLASS, Billy (G, 6-5)
 Lake Forest, Ill., 1989-90-91-92
 DOWNS, Edward (F, 5-9)
 Proctor, Minn., 1943
 DOYLE, John, 1928-29
 DRAYTON, Dwight (F, 6-6)
 Rockford, Ill., 1970
 DUANY, Duany (G/F, 6-5)
 Bloomington, Ind.,
 1997-98-99-00
 DUPEE, David, 1937-38-39
 DUTRIASAC, Richard (G, 6-3)
 Wausau, Wis., 1959-61
 DYKSTRA, Clarence (F, 6-0)
 Racine, Wis., 1944

E

ELLENSON, John (F, 6-7)
 Menomonie, Wis., 1989-90-91
 ELLERMAN, Raymond, 1928-29
 ELSOM, Kendall, 1923-24
 ELY, Louis (F, 6-7)
 Harvey, Ill., 1991-92-93
 ENGLUND, Gene (C, 6-4)
 Kenosha, Wis., 1939-40-41
 ENGLUND, Gene Jr. (F, 6-5)
 Oshkosh, Wis., 1962
 EPPERSON, Charles (F, 6-1)
 Jackson, Mich., 1940-41-42

F

FALK, Robert (G, 6-2)
 Madison, Wis., 1975-76-77
 FALLS, Richard (F, 6-1)
 River Forest, Ill., 1947-48
 FANNING, Willis, 1920
 FRABER, Maurice, 1929-30
 FARWELL, Knight, 1924
 FAUROTE, Gerald (F, 6-5)
 East Gary, Ind., 1976-77
 FAUST, Erik (F, 6-7)
 Arlington Hts., Ill., 1999-00
 FINLEY, Michael (F, 6-7)
 Maywood, Ill., 1992-93-94-95
 FLEMING, Sean (G, 6-2)
 Oakland, Calif., 1987
 FLODEN, Tuve, 1915

FOLZ, Daniel (C, 6-7)
 Milwaukee, Wis., 1953-54-55-56
 FOSSUM, Bruce (F, 6-1)
 Ashland, Wis., 1948-49
 FOSTER, Harold, 1928-29-30
 FRANKLIN, Joseph (F, 6-4)
 Madison, Wis., 1966-67-68
 FRASOR, Robert (G, 6-3)
 Blue Island, Ill., 1970-71-72
 FREY, Mannie, 1937-38
 FULLER, Gordy, 1935-36-37

G

GAGE, Leslie, 1922-23
 GAINES, Arnold (G, 6-4)
 Baltimore, Md., 1977-78-79-80
 GALLAGHER, John (G, 5-11)
 Milton Junction, Wis., 1939-40
 GALLAGHER, Robert, 1944
 GALLE, Fred, 1927
 GARDNER, Thomas (G, 5-10)
 Toluca, Ill., 1966
 GARROTT, William, 1935
 GHARRITY, Martin (G, 6-2)
 Shawano, Wis., 1960
 GIBSON, Douglas, 1922-23-24
 GILLESPIE, James (G, 6-4)
 Detroit, Mich., 1989
 GODFREY, Roger (G, 5-10)
 Wauwatosa, Wis., 1953-54
 GOERING, Vince, 1945
 GOLSTON, Carl (G, 5-9)
 Chicago, Ill., 1982
 GOOD, Brian (G, 6-1)
 Rossville, Ind., 1989-90-91-92
 GRAMS, David (G, 6-1)
 Monroe, Wis., 1963-64
 GRANT, Paul (C, 7-0)
 W. Bloomfield, Mich., 1997
 GREGORY, Claude (F, 6-8)
 Washington, D.C.,
 1978-79-80-81
 GREGORY, James (F, 6-8)
 Washington, D.C., 1977-78
 GRIFFITH, Rashard (C, 6-11)
 Chicago, Ill., 1994-95
 GRIMM, Kurt (G, 6-0)
 Milwaukee, Wis., 1944-45-46
 GRISWOLD, Harry, 1930-31-32
 GROSS, Raymond (C, 6-7)
 Stratford, Wis., 1957-58-59
 GRUSCZYNSKI, Kyle (F, 6-7)
 Seymour, Wis., 2001
 GUSTAFSON, Kenneth
 (F/G, 6-4) St. Charles, Ill.,
 1964-65-66
 GWYN, Thomas (C, 6-6)
 Milwaukee, Wis., 1961-62-63

H

HAARLOW, Robert (C, 6-5)
 Chicago, Ill., 1946-47-48-49
 HAAS, Mel, 1914-15-16
 HACKBART, Dale, 1959
 HALL, Jeremy (G, 5-10)
 Garrett, Ky., 1996
 HAMANN, Ray, 1933-34-35
HANSON, Clayton (G, 6-5)
 Reedsburg, Wis., 2002-03-04
 HARDY, Emir (F, 6-6)
 Chicago Hts., Ill., 1975

HARGET, Edmund, 1926
 HARPER, Carl, 1912-13-14
 HARPER, Hugh, 1906-08-10
 HARRELL, Damon (C, 6-9)
 Madison, Wis., 1990-91-92-93
 HARRIS, Bob, 1937
 HARRIS, Devin (G, 6-4)
 Milwaukee, Wis., 2002-03-04
 HASTINGS, Daniel (G, 6-4)
 Drexel Hill, Pa., 1978-79-80-81

HAUKEDAHL, Stanley, 1937
 HEARDEN, Donald (G, 6-0)
 Kimberly, Wis., 1962-63-64
 HEINEMAN, Michael (G, 6-3)
 Connersville, Ind.,
 1984-85-86-87
 HELMHOLZ, Henry, 1900-02
HELMIGK, Andreas (F, 6-9)
 Klagenfurt, Austria, 2003-04
 HEMMING, Victor, 1917
 HENDERSON, Dwight, 1912
 HENDRICKSON, Eino (C, 7-0)
 Holmen, Wis., 1967-68-70
 HENRY, Albert (C, 6-9)
 Memphis, Tenn., 1969-70
 HERREID, Carl (F, 6-3)
 Blair, Wis., 1952
 HERTZ, Gilman (F, 6-3)
 Weyauwega, Wis., 1943-47
 HIPPEN, Jack (F, 6-7)
 Chadwick, Ill., 1982-83-84-85
 HIRSCHBERG, Walter,
 1899-1900-01
 HISLE, Larry Jr. (G, 6-4)
 Mequon, Wis., 1990-91
 HOLCOMB, Douglas (F, 6-4)
 Milwaukee, Wis., 1947
 HOLLINGER, Robert, 1945
 HOLT, Walter (G, 6-1)
 Benton Harbor, Mich., 1957-58

HOSKINS, Darnell (G, 6-0)
 Dayton, Ohio, 1994-95
 HOTCHKISS, George, 1926-27-28
 HOWARD, Leon (F, 6-5)
 New York, N.Y., 1971-72-73
 HUGHBANKS, Thomas (F, 6-5)
 Green Bay, Wis., 1960-61-62
 HUGHES, Kerry (F, 6-11)
 Freeport, Ill., 1972-73-74
 HUGHES, Kim (C, 6-11)
 Freeport, Ill., 1972-73-74

J

JACKSON, Ronald (F, 6-4)
 Chicago, Ill., 1961-62
 JACKSON, Trent (G, 6-1)
 Bolingbrook, Ill., 1986-87-88-89
 JACOBSON, Steve (G, 6-1)
 Pardeeville, Wis., 1982
 JEFFERSON, Ivan (F, 6-3)
 Herrin, Ill., 1959
 JENKINS, Robert (G, 6-3)
 Milwaukee, Wis., 1978-79-80
 JOHNSEN, Jason (G, 6-3)
 New Hope, Minn.,
 1991-92-93-94
 JOHNSON, Allen, 1912-13
 JOHNSON, Bobbie (C, 6-5)
 Washington, D.C., 1963-64
 JOHNSON, Grant (C, 7-0)
 Plymouth, Minn.,
 1991-92-93-94
 JOHNSON, James (F, 6-5)
 Memphis, Tenn., 1967-68-69
 JOHNSON, Robb (F, 6-5)
 W. Palm Beach, Fla., 1966-67
 JOHNSON, Robert (C, 6-8)
 Miami, Okla., 1975-76

JOHNSON, William (G, 6-0)
 Monroe, Wis., 1944-45
 JOHNSON, Silas Jr. (G, 5-9)
 Madison, Wis., 1951-52
 JONES, Charles, 1935-36-37
 JONES, Danny (F, 6-6)
 Rockford, Ill., 1987-88-89-90
 JORGENSEN, Richard (G, 6-0)
 Neenah, Wis., 1955-56

K

KELLEY, Brian (F, 6-7)
 Decatur, Ga., 1992-93-94-95
 KELLEY, Michael (G, 6-3)
 Milwaukee, Wis., 1998-99-00-01
 KILBRIDE, Andy (G, 6-3)
 Kankakee, Ill., 1992-93-94-95
 KNAKE, Robert, 1933-34
 KNAPP, Harold, 1918-19-20-21
 KOEHLER, Dale (F, 6-8)
 Kewaunee, Wis., 1973-74-75-76
 KORTH, John (G, 6-2)
 Neenah, Wis., 1983
 KOSOLCHAROEN, Michael (G, 6-1)
 Adams, Wis., 1996-97
 KOTZ, John (F, 6-3)
 Rhinelander, Wis., 1941-42-43
 KOWALCZYK, Henry, 1927-29
 KOWSKE, Andrew (F, 6-8)
 Brookfield, Wis., 1998-99-00-01
 KREKLOW, Mike (F, 6-6)
 Neenah, Wis., 1980-81
 KRUEGER, Robert (G, 6-0)
 Fort Atkinson, Wis., 1943-47
 KUECHENMEISTER, Hugo, 1914
 KULAS, Brian (G, 6-6)
 Wausau, Wis., 1957-58-59

L

LANGE, E.O., 1914-15
 LASZEWSKI, Jay (C/F, 6-8)
 Stevens Point, Wis.,
 1983-84-85-86
 LAUTENBACH, Walter (G, 6-2)
 Plymouth, Wis., 1942-43-47
 LEICHTFUSS, David (G, 6-1)
 Wauwatosa, Wis., 1957
 LENHEISER, Ray (F, 6-1)
 Rhinelander, Wis., 1941
 LEVIS, George, 1915-16-17
 LINDEMANN, Walter, 1908
 LINTON, Maurice (F, 6-7)
 Calumet City, Ill.,
 1998-99-00-01
 LITZOW, Robert (F, 6-3)
 Stevens Point, Wis., 1956-57-58
 LOCUM, Tim (G, 6-4)
 Flora, Ill., 1988-89-90-91
 LOTZER, Mark (G, 6-0)
 Rockford, Ill., 1976
 LUCHSINGER, Robert (G, 6-3)
 Janesville, Wis., 1973-74-75
 LYNCH, John (G, 6-1)
 Frankfort, Ind., 1941-42

M

MACK, Thomas (F, 5-11)
 Madison, Wis., 1955-56
 MADER, David (C, 6-11)
 Appleton, Wis., 2001-02-03-04
 MADER, Robert (G, 6-1)
 Wisconsin Rapids, Wis.,
 1947-48-49-50
 MAISEL, Lawrence, 1918

MALINOWSKI, Erik (F, 6-7)
 Wausau, Wis., 1996
 MANWARRING, Craig (F, 6-5)
 Trenton, Ill., 1972
 MAPEL, Charles, 1902
 MARKHAM, Marshall (F, 5-10)
 Brodhead, Wis., 1949-50-51
 MASON, Sean (G, 6-2)
 Country Club Hills, Ill.,
 1995-96-98-99
 MATHEWS, Eugene (F, 5-7)
 Green Bay, Wis., 1945-46
 MATTHEWS, Wesley (G, 6-1)
 Bridgeport, Conn., 1978-79-80
 MATTHUSEN, Carl, 1929-30
 MAYBERRY, Craig (F/C, 6-9)
 Chicago, Ill., 1969-70
 McCALLUM, James (G, 6-3)
 Terre Haute, Ind., 1967-68
 McCAULEY, Bruce (G, 6-3)
 Sun Prairie, Wis., 1973-74-75
 McCONOCHIE, Stewart, 1903-04
 McCOY, Marcus (G/E, 6-5)
 Chicago Hts., Ill., 1973-74-75
 McDONALD, Gilbert, 1933-34-35
 McDUFFIE, Otto (F, 6-5)
 Milwaukee, Wis., 1992-93
 McGEE, Carlton
 Milwaukee, Wis., 1991-92-93
 McINTOSH, Charles, 1917
 McINTOSH, Clarence, 1919-23
 MEINERS, Matt (G, 6-0)
 North Potomac, Md., 1997
 MENZEL, Exner (F, 6-0)
 Stevens Point, Wis., 1946-47
 MERKEL, Ralph, 1925-26-27
 MEYERS, Paul, 1916-17
 MILLER, David (G, 6-4)
 Chicago, Ill., 1983-84
 MILLER, Fred, 1933
 MILLER, Godfrey, 1925
 MILLER, Lycan, 1927-28-29
 MILLER, Richard (G, 6-0)
 Wheeling, W. Va., 1954-55-56
 MILLER, William (F, 6-2)
 Lena, Ill., 1967
 MILLS, David (G, 5-9)
 Black River Falls, Wis., 1959
 MILLS, Edward (C, 6-6)
 West Milwaukee, Wis.,
 1943-47-48
 MITCHELL, Keith (F, 6-9)
 Taylor, Mich., 1979-80-81-82
 MITCHELL, Lee, 1935-36-37
 MITCHELL, Thomas (G, 6-1)
 Monroe, Wis., 1967-68-69
 MOLASKI, Tom (F, 6-6)
 Grafton, Wis., 1986-87-88-89
 MOORE, Earl (G/C, 6-4)
 Stevens Point, Wis., 1948-49-50
 MOORE, Howard (F, 6-6)
 Chicago, Ill., 1993-94-95
 MORENZ, Paul (G, 6-0)
 McHenry, Ill., 1965-66
 MORIARITY, John (G, 6-5)
 Oostburg, Wis., 1999
MORLEY, Zach (F, 6-8)
 Maryville, Mo., 2004
 MORROW, J. Paul (C, 6-7)
 St. Croix Falls, Wis.,
 1952-53-54
 MUELLER, Curtis (F, 6-3)
 Prairie du Sac, Wis., 1954-55-56
 MURRAY, Richard (F, 6-2)
 Three Lakes, Wis., 1959-60

N

NAGLE, Charles (F, 6-5)
 Milwaukee, Wis., 1967-68-69
 NELSON, Douglas, 1930-31-32
 NELSON, George, 1926-27-28
 NEPRUD, Carl, 1912
 NEWBURG, Mark (C, 6-11)
 La Crosse, Wis., 1976-77-79-80
 NICHOLAS, Albert (G, 6-3)
 Rockford, Ill., 1950-51-52
 NICKOLI, Robert (C, 6-8)
 Fond du Lac, Wis., 1946
 NIEMUTH, Wallace (C, 6-4)
 Waupaca, Wis., 1946-48
NIXON, Ray (F, 6-7)
 Milwaukee, Wis., 2003-04
 NORD, Ronald (G, 5-10)
 Minneapolis, Minn., 1950
 NWACHUKWU, Osita (F, 6-8)
 Owerri, Nigeria, 1995-96

O

OAKS, Leroy, 1932
 O'BRIEN, Leland (C, 6-2)
 Marietta, Ohio, 1944
 OCKERSHAUSER, Karl, 1934
 OKEY, Sam (F, 6-7)
 Cassville, Wis., 1996-97
 OLER, Lee (F, 6-5)
 Fox Lake, Ill., 1970-71-72
 OLSEN, Harold, 1915-16-17
 OLSON, Rick (G, 6-1)
 Madison, Wis., 1983-84-85-86
 O'MELIA, Michael (G, 5-10)
 Rhinelander, Wis., 1962-63-64
 OSTROM, Lonnie (F/G, 6-5)
 Silvis, Ill., 1961-62-63
 OWENS, Lawrence "Freddie"
 (G, 6-2) Milwaukee, Wis.,
 2001-02-03-04

P

PAGE, Donald (F, 6-3)
 Madison, Wis., 1949-50
 PAMPERIN, John (F/G, 6-2)
 La Crosse, Wis., 1958
 PARKER, John (C, 6-5)
 Madison, Wis., 1954-55-56
 PATERICK, Timothy (G, 6-4)
 Janesville, Wis., 1973-75-76
 PATTERSON, Donald (G, 6-0)
 Pekin, Ill., 1963
 PATTERSON, Ray (C, 6-3)
 Madison, Wis., 1942-43-44-45
 PAUL, John, 1929-30-31
 PAUST, Benjamin, 1904
 PEARSON, William (F, 6-8)
 McFarland, Wis., 1975-76-77-78
 PEASE, Harlow, 1919-20
 PENNEY, Kirk (G, 6-5)
 Auckland, New Zealand,
 2000-01-02-03
 PETERS, Jay (G, 6-2)
 Janesville, Wis., 1991-92
 PETERSEN, Jeff (C, 6-10)
 Mequon, Wis., 1992-93-94
 PETERSON, Mosezell (G/F, 6-4)
 Louisville, Ky., 1995-96-97
 PETTY, Larry (C, 6-9)
 New York, N.Y., 1978-79-80-81
 PHELPS, Marion, 1912
 PIACENZA, Richard (F, 6-6)
 Highland Park, Ill., 1973-74-76
 PLANK, Neil (G/F, 6-5)
 Mt. Zion, Ill., 2002

PLONDKE, Scott (F/C, 6-10)
Dubuque, Iowa, 1984
PLOSS, John (C, 6-9)
Antioch, Ill., 1982-83-84-85
POKER, Lawrence (F, 6-1)
Milwaukee, Wis., 1947-48-49
PORTMANN, Kurt (F, 6-11)
Sheboygan, Wis., 1987-88-89-90
POSER, John, 1930-31-32
POSER, Rolf, 1933-34-35
POTTER, John, 1901-02-03
POWELL, Howard, 1936-37-38
POWERS, Edward, 1926
POWERS, Robert (G, 6-2)
Madison, Wis., 1961
PREBOSKI, Felix, (F, 6-2)
Antigo, Wis., 1934-35

Q

QUEST, Matt (F, 6-6)
Watertown, Wis., 1997

R

RADKE, Steven (F/G, 6-5)
Oshkosh, Wis., 1957-58
REBHOLZ, James (F/G, 6-5)
Portage, Wis., 1967
REBHOLZ, Russ, 1931
REDDICK, Melvin (G, 6-1)
Chicago, Ill., 1969
REHFELDT, Donald (C, 6-6)
Chicago, Ill., 1947-48-49-50
REHM, Frederick (G, 6-2)
Milwaukee, Wis., 1941-42-43
REINHART, Roger, 1935-36
REMSTAD, Robert (C, 6-4)
Kenosha, Wis., 1951
RENFROE, Dwayne (G, 6-3)
Sandersville, Ga., 1981
REWEY, Stanley, 1932
RICHGELS, Glen (C, 6-8)
Madison, Wis., 1971
RICHTER, Pat (C, 6-5)
Madison, Wis., 1961-62-63
RIPLEY, Rodney (F, 6-8)
Pulaski, Wis., 1984-85-86-87
RIPPE, Russell (G, 6-1)
Madison, Wis., 1946-47-48
RIZZI, Arthur (F, 5-7)
Milwaukee, Wis., 1946-47
ROBERTS, David (F, 6-5)
Waunakee, Wis., 1964-65-66
ROBERTS, Jalil (G/F, 6-4)
Jersey City, N.J., 1994
ROBERTSON, Pollis (F, 6-7)
Wayne, Mich., 1986-87-88-89
ROBINSON, Byron (G, 6-5)
Springfield, Ill., 1988-89-90
ROGERS, Douglas (G, 6-1)
Waukesha, Wis., 1946-47-48-49
ROGERS, Harlan, 1906-07-08
ROGNEBY, James (G, 6-2)
Cochrane, Wis., 1957-58-59
ROHAN, Patrick (C, 6-7)
Madison, Wis., 1971-72
ROONEY, George, 1936-37-38
ROSSIN, Robert (C, 6-7)
Mauston, Wis., 1959-60
ROTH, Robert (G, 5-10)
Oshkosh, Wis., 1941
ROTH, Scott (F, 6-9)
Brecksville, Ohio, 1982-83-84-85
RUCKEL, Robert (F, 6-0)
Fort Wayne, Ind., 1946
RUDD, Allen (C, 6-10)
Amery, Wis., 1976
RUNDELL, John (G, 5-10)
Madison, Wis., 1938-39-40
RYCKMAN, Kenneth, 1932
RYSER, Albert Jr. (G, 5-11)
Madison, Wis., 1944

S

SANDS, Albert, 1913-14
SCHEIWE, Edward (G, 5-11)
Chicago Heights, Ill.,
1940-41-42
SCHELL, Jay (G, 6-6)
Stevens Point, Wis., 1992
SCHELL, John (G/F, 6-5)
Cumberland, Wis., 1967-68-69
SCHMIT, Peter (G, 6-0)
St. Charles, Ill., 2001
SCHMITT, Gustav, 1904
SCHNEIDER, Fredric (F, 6-3)
Wauwatosa, Wis., 1948-49-50
SCHNEIDER, Harvey, 1930-31-32
SCHOENECK, Thomas (C, 6-9)
Itasca, Ill., 1965
SCHOFIELD, Harvey, 1902-03-04
SCHRAGE, Warren (C, 6-4)
Plymouth, Wis., 1941-42
SCHUBRING, Darin (C, 6-10)
Baraboo, Wis., 1986-87-88-89
SCHUHMACHER, Troy (G, 6-3)
Sun Prairie, Wis., 1997
SCHWARTZ, John (G, 6-1)
Madison, Wis., 1950
SCHWARTZ, Robert, 1939
SCOTT, Harlo (C/F, 6-3)
Platteville, Wis., 1941-42
SCOVILLE, Walter, 1910-11-12
SCRIBNER, Charles, 1905-06-07
SELBO, Glen (G, 6-3)
La Crosse, Wis., 1944-47
SELLERS, Brad (C, 6-11)
Warrens Hills, Ohio,
1982-83
SERBIAK, Robert (G, 6-1)
Milwaukee, Wis., 1958-59
SESSOMS, Maurice (F, 6-8)
Teaneck, N.J., 1999
SEVERIN, Max, 1903-04
SHAFER, Adam (G/F, 6-4)
Downers Grove, Ill., 1997
SHERROD, Clarence (G, 6-2)
Milwaukee, Wis., 1969-70-71
SIEBEL, Kenneth (F, 6-4)
Rock Falls, Ill., 1961-62-63
SIEFERT, Charles (G, 6-1)
Black River Falls, Wis., 1952-53
SIMMS, Willie (F, 6-6)
Pontiac, Mich., 1989-90-91
SIMPSON, Eber, 1917-18
SMITH, Desmond, 1944-45
SMITH, James (F, 6-6)
Pittsburgh, Pa., 1979
SMITH, James III (G, 6-2)
Wauwatosa, Wis., 1976-77-78
SMITH, Jim (F, 6-6)
Toledo, Ohio, 1983
SMITH, Robert (G, 6-0)
Madison, Wis., 1946
SMITH, Robert (F, 6-8)
Madison, Wis., 2000
SMITH, Shelton Jr. (G, 6-0)
Indianapolis, Ind., 1985-86-87
SMITH, Thomas, 1933-34
SMITH, William (F/G, 6-3)
Fond du Lac, Wis., 1976-77
SPIKA, Daniel (G, 6-0)
La Crosse, Wis., 1954
SPOONER, A. Dwight, 1923-24
STACK, John (C, 6-7)
Evanston, Ill., 1958-59
STANGEL, Otto, 1912
STEEN, Marvin, 1931-32
STEGE, Edward, 1934-35-36
STEINHAUS, Gregg (F, 6-9)
Portage, Wis., 1983-84-85-86
STEINMETZ, Christian,
1902-03-04-05
STEINMETZ, Christian R., 1931
STELTER, Keith (F, 6-8)
Rockford, Ill., 1965
STEPHENS, Steven (G, 5-9)
Platteville, Wis., 1957-58
STOLL, George, 1925-26-27
STOLTZ, Oscar, 1914
STOVER, Paul, 1898-1900-01
STRACKA, Anthony (F, 6-2)
Hartford, Wis., 1952-53-54
STRAIN, William (G, 5-11)
Harvard, Ill., 1939-40-41
STRICKLER, Palmer, 1946
SULLIVAN, Robert, 1945
SULLIVAN, Robert (F, 6-1)
Ojibwa, Wis., 1941-42-43
SWARTZ, Julian (F, 6-6)
Waukesha, Wis., 2000
SWEENEY, Dennis (G, 6-1)
Madison, Wis., 1965-66-67
SWENHOLT, Helmer, 1907-08-09
SWENSON, Edwin, 1918
SYDNOR, Raymond (C, 6-6)
Baltimore, Md., 1977-78

T

TAPP, Rodney (G, 6-0)
Evansville, Ind., 1987-88
TAYLOR, Kammron (G, 6-2)
Minneapolis, Minn., 2004
TAYLOR, Warren, 1920-21-22
TEBELL, Gustaf, 1921-22-23
TENHOPEN, Elmer, 1927-28-29
TERWILLIGER, Emmett, 1935
TIMMERMAN, Donald (C, 6-10)
Sioux Falls, S.D., 1940-41
TIMMERMAN, Greg (C, 6-10)
Cuba City, Wis., 1993
TOMPKINS, Patrick (F, 6-6)
Waukegan, Ill., 1988-89-90-91
TURNOWSKE, Russell, 1931
TUCKER, Alando (G/F, 6-5)
Lockport, Ill., 2003

U

UKAWUBA, Ikechukwu "Ike"
(G, 6-3) Chicago, Ill.,
2001-02-03-04
ULWELLING, John (G, 5-11)
Appleton, Wis., 1960
UPHOFF, Rodney (G, 5-10)
Madison, Wis., 1971

V

VANDER MEULEN, David
(F, 6-4) Madison, Wis., 1960-61
VAN DIEN, James (G, 5-10)
Boyceville, Wis., 1950-51
VAN GENT, Eugene, 1912-13-14
VAN RIPER, John, 1911-12-13
VARNEY, F. Carleton, 1924-25
VERSHAW, Mark (F, 6-9)
E. Peoria, Ill., 1998-99-00-01
VOIGHT, Theodore (F, 6-8)
Wauwatosa, Wis., 1967-68-69
VRANEY, Brian (F, 6-6)
Valders, Wis., 1995-96-97-98

W

WACKMAN, Ralph, 1924-25
WADE, Maurice "Boo" (G, 6-3)
Milwaukee, Wis., 2003-04
WARD, Thomas (G, 5-11)
Wauwatosa, Wis., 1951-52-53
WATSON, Gary (F/C, 6-7)
New York, N.Y., 1971
WEAVER, LaMont (G, 6-1)
Beloit, Wis., 1972-73-74
WEBER, Jeffrey (F, 6-7)
Wales, Wis., 1984-85-86-87
WEBER, Robert (G, 6-6)
Lodi, Wis., 1953-54
WEBSTER, Tracy (G, 6-0)
Harvey, Ill., 1992-93-94
WEGNER, Fred, 1934-35-36
WEIGANDT, Robert, 1937-38-39
WEISNER, Ronald (F/G, 5-9)
Elgin, Ill., 1952-53-54
WENDLUND, Russell (G, 6-1)
Peoria, Ill., 1944
WESTON, Frank, 1919-20
WICKMAN, Ray, 1931-32-33
WILHELM, Steve (F, 6-6)
Fall Creek, Wis., 1972-73-74
WILLEY, Rob (F, 6-9)
Neenah, Wis., 1986-88-89
WILLIAMS, John, 1921
WILLIAMS, Rolland, 1921-22-23
WILLS, Charlie (F, 6-8)
Angola, Ind., 1999-00-01-02
WILKINSON, Mike (F, 6-8)
Blue Mound, Wis., 2002-03-04
WINN, Harry Jr., 1964-65
WISE, John (F, 6-3)
Madison, Wis., 1946-49
WITT, William, 1908-09-10
WITTIG, Robert (F, 6-3)
Green Bay, Wis., 1963
WOELLAEGER, Edwin, 1903
WORTHMAN, Robert (F, 6-1)
Madison, Wis., 1949-50

Y

YORK, Claude, 1940
YOUNG, Francis (G, 6-1)
Sauk City, Wis., 1960

Z

ZEIGER, Richard (F, 6-5)
Milwaukee, Wis., 1955-56
ZINK, David (F, 6-6)
Wollaston, Mass., 1968-69-70
ZINKGRAF, Gary (F, 6-7)
Bethesda, Md., 1979-82
ZORN, Willis (G, 6-0)
Eau Claire, Wis., 1945-48-49
ZUBOR, Mark (C, 6-6)
Cicero, Ill., 1964-65-66
ZULFER, Anthony, 1918-19
ZUPPKE, Robert, 1904-05

Information contained within this letterwinners list was taken from yearly Wisconsin basketball rosters, which are available dating back to 1940. If you have position, height and hometown information on players who are listed without that information, please write to Brian Lucas in the UW Sports Information Office, 1440 Monroe Street, Madison, WI 53711. Current players' last names are listed in **BOLD CAPS**.

All-Time Lineups

1946-47

Robert Cook, F, Jr.
Exner Menzel, F, Sr.
Edward Mills, C, Jr.
Glen Selbo, G, Sr.
Walter Lautenbach, G, Sr.

1947-48

Robert Cook, F, Sr.
Edward Mills, F, Sr.
Don Rehfeldt, C, So.
Douglas Rogers, G, Jr.
James Moore, G, So.

1948-49

Fred Schneider, F, Jr.
Marshall Markham, F, So.
Don Rehfeldt, C, Jr.
Robert Mader, G, Jr.
Douglas Rogers, G, Sr.

1949-50

Fred Schneider, F, Sr.
Donald Page, F, Sr.
Don Rehfeldt, C, Sr.
Albert Nicholas, G, So.
Robert Mader, G, Sr.

1950-51

James Clinton, F, So.
Dan Markham, F, Sr.
Charles Dahlke, C, So.
Albert Nicholas, G, Jr.
James Van Dien, G, Sr.

1951-52

Richard Cable, F, Fr.
Ed Carpenter, F, Sr.
J. Paul Morrow, C, So.
Albert Nicholas, G, Sr.
Charles Siefert, G, Jr.

1952-53

Richard Cable, F, So.
Anthony Stracka, F, Jr.
J. Paul Morrow, C, Jr.
Charles Siefert, G, Sr.
Thomas Ward, G, Sr.

1953-54

Richard Cable, F, Jr.
Anthony Stracka, F, Sr.
J. Paul Morrow, C, Sr.
Ronald Weisner, G, Sr.
Robert Weber, G, Sr.

1954-55

Richard Cable, F, Sr.
Jim Clinton, F, Sr.
Dan Folz, C, Jr.
Richard Miller, G, Jr.
Richard Jorgensen, G, Jr.

1955-56

Curt Mueller, F, Sr.
Robert Litzow, F, So.
John Parker, C, Sr.
Richard Miller, G, Sr.
Richard Jorgensen, G, Sr.

1956-57

Robert Litzow, F, Jr.
Glenn Borland, F, Jr.
Ray Gross, C, So.
Brian Kulas, G, So.
Walter Holt, G, Jr.

1957-58

Robert Litzow, F, Sr.
Robert Barneson, F, So.
Ray Gross, C, Jr.
Walter Holt, G, Sr.
Brian Kulas, G, Jr.

1958-59

Robert Barneson, F, Jr.
Jim Biggs, F, So.
Fred Clow, C, Jr.
Brian Kulas, G, Sr.
Steve Stephens, G, Sr.

1959-60

Tom Hughbanks, F, So.
Robert Barneson, F, Sr.
Fred Clow, C, Sr.
Marty Gharrity, G, So.
John Ulwelling, G, So.

1960-61

Tom Hughbanks, F, Jr.
Dave Vandermeulen, F, Sr.
Tom Gwyn, C, So.
Ken Siebel, G, So.
Dick Dutriasac, G, Sr.

1961-62

Ken Siebel, F, Jr.
Tom Hughbanks, F, Sr.
Jack Brens, C, So.
Don Hearnden, G, So.
Mike O'Melia, G, So.

1962-63

Ken Siebel, F, Sr.
Tom Gwyn, F, Sr.
Jack Brens, C, Jr.
Dave Grams, G, Jr.
Mike O'Melia, G, Jr.

1963-64

Ken Gustafson, F, So.
Dave Roberts, F, So.
Mark Zubor, C, So.
Mike O'Melia, G, Sr.
Jim Bohlen, G, Jr.

1964-65

Ken Barnes, F, Jr.
Ken Gustafson, F, Jr.
Mark Zubor, C, Jr.
Jim Bohlen, G, Sr.
Dennis Sweeney, G, So.

1965-66

Joe Franklin, F, So.
Ken Barnes, F, Sr.
Mark Zubor, C, Sr.
Ken Gustafson, G, Sr.
Mike Carlin, G, So.

1966-67

Chuck Nagle, F, So.
Joe Franklin, F, Jr.
James Johnson, C, So.
Jim McCallum, G, Jr.
Mike Carlin, G, Jr.

1967-68

Joe Franklin, F, Sr.
Chuck Nagle, F, Jr.
James Johnson, C, Jr.
Mike Carlin, G, Sr.
John Schell, G, Jr.

1968-69

Chuck Nagle, F, Sr.
James Johnson, F, Sr.
Craig Mayberry, C, Jr.
Clarence Sherrod, G, So.
Tom Mitchell, G, Sr.

1969-70

Lloyd Adams, F, So.
Lee Oler, F, So.
Albert Henry, C, Sr.
Clarence Sherrod, G, Jr.
Bob Frasor, G, So.

1970-71

Leon Howard, F, So.
Gary Watson, F, So.
Glen Richgels, C, Sr.
Clarence Sherrod, G, Sr.
Bob Frasor, G, Jr.

1971-72

Leon Howard, F, Jr.
Kerry Hughes, F, So.
Kim Hughes, C, So.
Lee Oler, G, Sr.
Bob Frasor, G, Sr.

1972-73

Leon Howard, F, Sr.
Kerry Hughes, F, Jr.
Kim Hughes, C, Jr.
Gary Anderson, G, Jr.
Marcus McCoy, G, So.

1973-74

Dale Koehler, F, So.
Kerry Hughes, F, Sr.
Kim Hughes, C, Sr.
Gary Anderson, G, Sr.
Marcus McCoy, G, Jr.

1974-75

Marcus McCoy, F, Sr.
Bob Luchsinger, F, Sr.
Dale Koehler, C, Jr.
Bruce McCauley, G, Sr.
Brian Colbert, G, Fr.

1975-76

Dale Koehler, F, Sr.
Bill Pearson, F, So.
Bob Johnson, C, Sr.
James Smith III, G, Fr.
Bob Falk, G, Jr.

1976-77

James Gregory, F, Fr.
Joe Chernelich, F, Fr.
Ray Sydnor, C, Fr.
Bob Falk, G, Sr.
Arnold Gaines, G, Fr.

1977-78

Joe Chernelich, F, So.
Bill Pearson, F, Sr.
Larry Petty, C, Fr.
Arnold Gaines, G, So.
James Smith III, G, Jr.

1978-79

Claude Gregory, F, So.
Joe Chernelich, F, Jr.
Larry Petty, C, So.
Wes Matthews, G, So.
Arnold Gaines, G, Jr.

1979-80

Claude Gregory, F, Jr.
Joe Chernelich, F, Sr.
Larry Petty, C, Jr.
Wes Matthews, G, Jr.
Dan Hastings, G, Jr.

1980-81

Claude Gregory, F, Sr.
Mike Kreklow, F, So.
Larry Petty, C, Sr.
John Bailey, G, Jr.
Greg Dandridge, G, So.

1981-82

Brad Sellers, F, Fr.
Cory Blackwell, F, Fr.
Keith Mitchell, C, Sr.
John Bailey, G, Sr.
Carl Golston, G, Fr.

1982-83

Cory Blackwell, F, So.
Brad Sellers, F, So.
John Ploss, C, So.
Rick Olson, G, Fr.
Scott Roth, G, So.

1983-84

Cory Blackwell, F, Jr.
Scott Roth, F, Jr.
John Ploss, C, Jr.
Rick Olson, G, So.
David Miller, G, So.

1984-85

Scott Roth, F, Sr.
J.J. Weber, F, So.
John Ploss, C, Sr.
Rick Olson, G, Jr.
Mike Heineman, G, So.

1985-86

J.J. Weber, F, Jr.
Rod Ripley, F, Jr.
Gregg Steinhaus, C, Sr.
Rick Olson, G, Sr.
Mike Heineman, G, Jr.

1986-87

Danny Jones, F, Fr.
Rod Ripley, F, Sr.
J.J. Weber, C, Sr.
Mike Heineman, G, Sr.
Trent Jackson, G, So.

1987-88

Danny Jones, F, So.
Kurt Portmann, F, So.
Darin Schubring, C, Jr.
Trent Jackson, G, Jr.
Tom Molaski, G, Jr.

1988-89

Danny Jones, F, Jr.
Willie Simms, F, So.
Kurt Portmann, C, Jr.
Trent Jackson, G, Sr.
Tom Molaski, G, Sr.

1989-90

Danny Jones, F, Sr.
Willie Simms, F, Jr.
Patrick Tompkins, C, Jr.
Tim Locum, G, Jr.
Larry Hisle, G, Fr.

1990-91

Willie Simms, F, Sr.
John Ellenson, F, Sr.
Patrick Tompkins, C, Sr.
Tim Locum, G, Sr.
Larry Hisle, G, So.

1991-92

Carlton McGee, F, So.
Billy Douglass, F, Sr.
Grant Johnson, C, So.
Tracy Webster, G, So.
Michael Finley, G, Fr.

1992-93

Michael Finley, F, So.
Brian Kelley, F, So.
Damon Harrell, C, Sr.
Tracy Webster, G, Jr.
Andy Kilbride, G, So.

1993-94

Michael Finley, F, Jr.
Brian Kelley, F, Jr.
Rashard Griffith, C, Fr.
Tracy Webster, G, Sr.
Andy Kilbride, G, Jr.

1994-95

Michael Finley, F, Sr.
Brian Kelley, F, Sr.
Rashard Griffith, C, So.
Darnell Hoskins, G, So.
Andy Kilbride, G, Sr.

1995-96

Sam Okey, F, Fr.
Sean Daugherty, F, So.
Osita Nwachukwu, C, Sr.
Mosezell Peterson, G, So.
Hennssy Auriantal, G, Fr.

1996-97

Sam Okey, F, So.
Sean Daugherty, F, Jr.
Paul Grant, C, Sr.
Ty Calderwood, G, Jr.
David Burkemper, G, Jr.

1997-98

Sean Daugherty, F, Sr.
Booker Coleman, F, Sr.
Sean Mason, G, Jr.
Mike Kelley, G, Fr.
Hennssy Auriantal, G, Jr.

1998-99

Andy Kowske, F, So.
Mark Vershaw, F, So.
Mike Kelley, G, So.
Sean Mason, G, Sr.
Ty Calderwood, G, Sr.

1999-2000

Andy Kowske, F, Jr.
Mark Vershaw, F, Jr.
Maurice Linton, F, Jr.
Jon Bryant, G, Sr.
Mike Kelley, G, Jr.

2000-01

Andy Kowske, F, Sr.
Mark Vershaw, F, Sr.
Kirk Penney, G, So.
Roy Boone, G, Sr.
Mike Kelley, G, Sr.

2001-02

Charlie Wills, F, Sr.
Dave Mader, C, So.
Kirk Penney, G, Jr.
Devin Harris, G, Fr.
Travon Davis, G, Sr.

2002-03

Alando Tucker, F, Fr.
Mike Wilkinson, F, So.
Kirk Penney, G, Sr.
Devin Harris, G, So.
Freddie Owens, G, Jr.

2003-04

Mike Wilkinson, F, Jr.
Dave Mader, C, Sr.
Devin Harris, G, Jr.
Freddie Owens, G, Sr.
Boo Wade, G, So.

MEDIA

Athletic Communications Contacts 178-79
Coverage Guidelines180-81
***uwbadgers.com*182**
Reference183
Kohl Center Diagram/Directions ...184
Media List185
Badgers on TV186
Badgers on Radio187
Badger Fund/Badger Basketball Boosters ..188



ESPN's Bill Raftery talks to UW head coach Bo Ryan following the Badgers' win over Indiana on Jan. 6. Wisconsin has made 26 national television appearances in Ryan's three seasons.

Athletic Communications

Justin Doherty Director



Justin Doherty is in his fourth season as director of athletic communications at Wisconsin after spending the previous seven years as associate SID in the UW men's sports information office.

Doherty oversees athletic communications duties for Wisconsin's 23 varsity sports. He is the day-to-day contact for the Badger football squad. In his previous role at the UW, Doherty handled media relations for the Badger men's basketball team, including the program's trip to the 2000 NCAA Final Four.

Doherty was SID at North Dakota from 1992-94 and an assistant SID at Northern Michigan from 1990-92. He was the media relations contact for the Wildcats' 1991 NCAA Division I hockey national champion.

Doherty, who worked in press operations at the 2002 Winter Olympics in Salt Lake City, earned a B.A. in journalism from Michigan State in 1988 and a master's degree in journalism from UW-Madison in 2003. He serves on the Board of Directors of the College Sports Information Directors of America (CoSIDA). A native of Southfield, Mich., Doherty and his wife, Martha, have a daughter, Erin.

Tam Flarup Director of Web Site Services



Tam Flarup is in her 28th year with the UW Athletic Department, including her fourth as director of Web site services. The longtime Wisconsin director of women's sports information (24 years), Flarup's primary duties are to

manage the content and design of Wisconsin's official Web site, uwbadgers.com. She is also the day-to-day media relations contact for the UW women's basketball program.

The Wisconsin athletic Web site has flourished under Flarup's direction. It continues to set records for visits and is a critical component of the department's communications.

Flarup is a member of the NCAA Communications Committee working every NCAA Women's Basketball Final Four since 1995. She received the 2004 Mel Greenberg Award for her contributions to the promotion of women's basketball. She also has served the College Sports Information Directors of America as a board member and on numerous committees. An Iowa native, Flarup is a 1975 graduate of Iowa State University with a double major in journalism and physical education.

Diane Nordstrom Associate Director



Diane Nordstrom is in her 15th year as an associate director of athletic communications at Wisconsin. She is the primary media contact for volleyball and the men's and women's track and field teams.

She is also the department's publications coordinator, with responsibilities in overseeing production of all Wisconsin athletic media guides.

Nordstrom served as the host SID for the 1993 and 1998 NCAA Division I Women's Volleyball Championships and several Big Ten Conference championships, including the 2002 Big Ten Men's Outdoor Track and Field Championships.

Nordstrom, who was a four-year letterwinner in track at Wisconsin, received the 2001 Grant Burger Media Award (for advancement of the sport of volleyball) from the American Volleyball Coaches Association.

A native of Melrose, Wis., she is a 1984 graduate of Wisconsin with a B.A. in journalism.

Brian Lucas Assistant Director



Brian Lucas is in his sixth year in the Wisconsin Athletic Communications Office, his fourth as the primary men's basketball contact. He also assists in media relations for football and serves as the editor of both the

football and men's basketball game programs. Additionally, Lucas oversees media relations for the men's and women's cross country teams.

Lucas handled Badger basketball publicity for the program's back-to-back Big Ten championship seasons (2002 and 2003). He was the secondary basketball contact during the Badgers' run to the NCAA Final Four in 2000.

As an intern at the UW, Lucas was responsible for several varsity sports during his first two years, including men's soccer and track. Prior to coming to Wisconsin, Lucas worked one year as an intern in the Marquette Sports Information Office.

Lucas, 28, is a 1998 graduate of Notre Dame from where he earned a B.A. in English and American Studies. He worked for three years in the Irish Sports Information Office. The Oceanside, N.Y., native lives in Sun Prairie with his wife, Christine.

Paul Capobianco Assistant Director



Paul Capobianco is in his sixth year as a member of the Wisconsin Athletic Communications staff. He handles media relations for the Badger men's hockey program after serving his first four years as the main

contact for women's ice hockey. He also oversees coverage of the men's and women's open and lightweight crew programs.

Capobianco also served for three years as the publicity director for the women's Western Collegiate Hockey Association. A three-year letterwinner and member of Notre Dame's 1994 national championship fencing team, Capobianco graduated in 1996 with a B.S. in biology.

A native of Selden, N.Y., Capobianco and his wife, Laurie, live in Madison.

Nick Brilowski

Staff Assistant



Nick Brilowski is in his second season as an assistant at Wisconsin. He is heavily involved in coverage of football and men's basketball, in addition to being the primary contact for the softball program.

Brilowski came to

Wisconsin from Northwestern, where he was an intern in 2002-03. He handled volleyball, men's and women's swimming and diving, and softball for the Wildcat sports information office. A 2002 graduate of UW-Stevens Point, Brilowski has a B.S. in communications. He is a native of Stevens Point, Wis.

Brian Lee

Staff Assistant



Brian Lee is in his first season as an assistant at UW. He handles the publicity of the women's soccer and men's and women's swimming and diving teams while assisting with women's basketball.

Lee worked at

Northwestern in 2003-04 where he worked with the volleyball, wrestling, fencing and men's and women's tennis teams. He is a 2002 graduate of UW-Madison, having earned a degree in journalism. A native of Madison, he and his wife, Kristin, currently reside in Madison.

Jen Werner

Staff Assistant



Jen Werner is in her third year at UW and her first as a full-time assistant. She is the primary contact for women's hockey and men's soccer.

Werner spent two years as a student assistant in the office work-

ing primarily with volleyball, women's basketball and women's tennis. She also worked as a page in the Wisconsin State Assembly and as an intern for State Senator Alberta Darling.

She is a 2004 graduate of UW-Madison with a degree in journalism and political science. A native of Oconto, Wis., Werner now resides in Madison.

UW ATHLETIC COMM. OFFICE

Office Basics

Phone: (608) 262-1811
 Fax: (608) 262-8184
 Web site: uwbadgers.com
 Address: Kellner Hall, 1440 Monroe Street,
 Madison, WI 53711
 Location: Second Floor, Kellner Hall

Athletic Communications Director

Justin Doherty
 H: 608-845-7201; C: 608-225-1891
 E-mail: jmd@athletics.wisc.edu

Director of Web Site Services

Tamara Flarup
 H: 608-238-3650; C: 608-444-6588
 E-mail: tjf@athletics.wisc.edu

Assistant ACD

Brian Lucas (men's basketball contact)
 H: 608-834-8183; C: 608-513-3987
 E-mail: bml@athletics.wisc.edu

Associate ACD

Diane Nordstrom

Assistant ACD

Paul Capobianco

Staff Assistants

Jen Werner
 Nick Brilowski
 Brian Lee

Program Assistant

Barb Wyatt

OPPONENT CONTACTS

Pennsylvania SID: Heather Palmer

Phone: (215) 898-6129 / Fax: (215) 898-1747
 E-mail: hpalmer@popbox.upenn.edu
 Web site: www.pennathletics.com

UC-Santa Barbara SID: Bill Mahoney

Phone: (805) 893-3428 / Fax: (805) 893-4537
 E-mail: Bill.Mahoney@athletics.ucsb.edu
 Web site: www.ucsbgauchos.com

Pepperdine SID: Al Barba

Phone: (310) 506-4455 / Fax: (310) 506-4322
 E-mail: abarba@pepperdine.edu
 Web site: www.pepperdinesports.com

Maryland SID: Mark Fratto

Phone: (301) 314-8052 / Fax: (301) 314-9094
 E-mail: fratto@umd.edu
 Web site: www.umterps.com

Rutgers SID: John Beisser

Phone: (732) 445-4200 / Fax: (732) 445-3063
 E-mail: jbeisser@scarletknights.com
 Web site: www.scarletknights.com

UW-Green Bay SID: Brian Nicol

Phone: (920) 465-2498 / Fax: (920) 465-2357
 E-mail: nicolb@uwgb.edu
 Web site: www.uwgb.edu/athletics

Marquette SID: Mike Broeker

Phone: (414) 288-5287 / Fax: (414) 288-6519
 E-mail: mike.broeker@marquette.edu
 Web site: www.gomarquette.com

UW-Milwaukee: Kevin O'Connor

Phone: (414) 229-5674 / Fax: (414) 229-6759
 E-mail: kjoc@uwm.edu
 Web site: www.uwmpanthers.com

UNC-Greensboro: Mike Hirschman

Phone: (336) 334-5615 / Fax: (336) 334-3182
 E-mail: mwhirsch@uncg.edu
 Web site: www.uncgspartans.com

Western Carolina: Mike Cawood

Phone: (828) 227-2339 / Fax: (828) 227-7688
 E-mail: cawood@email.wcu.edu
 Web site: www.catamountsports.com

Alabama: Becky Hopf

Phone: (205) 348-6084 / Fax: (205) 348-8841
 E-mail: mediarelations@ia.ua.edu
 Web site: www.rolltide.com

Purdue SID: Elliot Bloom

Phone: (765) 494-3196 / Fax: (765) 494-5447
 E-mail: hoopssid@purdue.edu
 Web site: www.purduesports.com

Indiana SID: Pete Rhoda

Phone: (812) 855-9794 / Fax: (812) 855-9401
 E-mail: prhoda@indiana.edu
 Web site: www.iuhoosiers.com

Ohio State SID: Dan Wallenberg

Phone: (614) 292-4095 / Fax: (614) 292-8547
 E-mail: wallenberg.1@osu.edu
 Web site: www.ohiostatebuckeyes.com

Michigan State SID: Matt Larson

Phone: (517) 355-2271 / Fax: (517) 353-9636
 E-mail: larson@ath.msu.edu
 Web site: www.msuspartans.com

Michigan SID: Tom Wywrot

Phone: (734) 647-1268 / Fax: (734) 647-1188
 E-mail: twywrot@umich.edu
 Web site: www.mgoblue.com

Illinois SID: Kent Brown

Phone: (217) 333-1391 / Fax: (217) 333-5540
 E-mail: kwbrown3@uiuc.edu
 Web site: www.fightingillini.com

Penn State SID: Pat Donghia

Phone: (814) 865-1757 / Fax: (814) 863-3165
 E-mail: pad11@psu.edu
 Web site: www.gopsusports.com

Northwestern SID: Mike Mahoney

Phone: (847) 491-7503 / Fax: (847) 491-8818
 E-mail: m-mahoney2@northwestern.edu
 Web site: www.nusports.com

Minnesota SID: Kyle Coughlin

Phone: (612) 625-4090 / Fax: (612) 625-0359
 E-mail: cough002@umn.edu
 Web site: www.gophersports.com

Iowa SID: Steve Roe

Phone: (319) 339-0980 / Fax: (319) 335-9417
 E-mail: steven-roe@uiowa.edu
 Web site: www.hawkeyesports.com

Coverage Guidelines

Game Credentials

Requests for credentials may be placed with Brian Lucas of the UW Athletic Communications Office in writing, at least one week in advance. Requests should be made on company letterhead. Those requests can be faxed to (608) 262-8184, emailed to bml@athletics.wisc.edu or mailed to: UW Athletic Communications Office, Kellner Hall, 1440 Monroe Street, Madison, WI 53711. Upon receipt of applications, appropriate credentials are either mailed, or made available at the Athletic Communications Office or with the parking attendant (white vehicle) at the entrance to Lot 91 off of Bedford Street, just east of the Kohl Center.

Credentials will be issued according to the following priority guidelines: 1) National publications and newspapers filing for the following day's publication. 2) Newspapers designated by the visiting sports information director. 3) Television and radio stations originating a live broadcast. 4) Television and radio stations covering for nightly news. 5) All other requests will be evaluated on a space-available basis, with preferences given to those who regularly cover Wisconsin basketball.

Spouses, dates, children and other non-workers are not allowed in any of the media areas.

Scouting Tickets

As per Big Ten policy, professional basketball scouts must purchase tickets through the UW Ticket Office (1-800-GO-BAD-GERS or 608-262-1440).

Parking

A limited number of media parking passes are available. They will be issued on a priority basis similar to the guidelines for the issuance of credentials. Media parking at the Kohl Center is on the East side of the building along Frances Street as well as in Lot 91 and lot 46 (corner of Frances and Johnson). The media entrance is on the northeast corner of the Kohl Center.

Visiting Radio

Each visiting radio station admitted for broadcast should contact the UW Athletic Communications Office at least one week prior to the game they wish to cover. If

credentials are not mailed, they may be picked up at the Athletic Communications Office. Visiting radio talent works from a courtside location at the Kohl Center.

Photographers

The University of Wisconsin follows NCAA and Big Ten guidelines regarding event photography. Floor photo passes are limited to daily newspaper, wire service and television photographers. Photographers must display their credentials prominently at all times and must work from either the southeast or northwest corners of the baseline. Photographers are not permitted along the length of the floor.

Practice Coverage

Wisconsin basketball practices for the fall semester will run from approximately 1:30-4:30 p.m. Practice will be open to the media after 3:15 p.m. Members of the media are asked to watch Kohl Center practices from the arena seats and practices in the Nicholas-Johnson Pavilion from the designated seating on the south side of the facility. Still and video photographers shooting practice are asked to remain off the court and away from the

vicinity of workouts. Gameday practice sessions are closed.

Player Interviews

Badger players are normally available for interviews after practices once before each game during the season.


All interviews should be arranged through the Athletic Communications Office. Please contact Brian Lucas at (608-263-5052) or prior to the end of practice to secure interviews. No interviews will be granted the day of a game, with the exception of postgame interviews.

Players' telephone numbers will not be made available to the media, and players have been instructed not to conduct interviews when contacted by phone without prior approval from a member of the Sports Information Office. For out-of-town reporters, requests for collect-call telephone interviews may be made with Brian Lucas of the Athletic Communications Office.

Coach Ryan Interviews

Head coach Bo Ryan will normally be available for interviews for approximately 15-20 minutes after practice.

Additionally, Ryan holds a weekly media conference throughout the season. These sessions are generally at 1 p.m. in



the media room at the Kohl Center. Live video streaming of these press conferences will be available on the UW athletic department website, uwbadgers.com.

Contact Brian Lucas in the Athletic Communications Office to arrange an interview with Bo Ryan.

Big Ten Teleconference

The Big Ten will hold a weekly teleconference with the league's head coaches beginning in December. Specific times were not available at the time this publication was printed. Contact Brian Lucas or the Big Ten Conference (847-696-1010) for details.

Press Row Services

The primary working area (approximately 50 seats) for the media at the Kohl Center is located at court level on the east side of the floor. There also is an auxiliary media area on the second level (Section 208) of the Kohl Center that can accommodate an additional 32 seats. Television and radio broadcasters all work from the court level location.

Media are provided with several statistics monitors along the court level area. Halftime boxes and play-by-play are delivered to both working media locations by the Sports Information staff.

Media Workroom


The Kohl Center is equipped with a large media workroom that contains the following:

- postgame interview area
- numerous working locations from which media can file stories
- platform for video cameras
- copy machine
- pre-game dining area
- kitchenette area where a pregame meal is served
- men's and women's restrooms

Pregame notes, statistics and game programs are also available in the workroom.

Media may store personal belongings in the workroom from the time they arrive at the Kohl Center until after the game.

The workroom is located at the northeast corner of the arena with easy access to and from the court level press row. To access the workroom from outside the arena, just enter through the media gate and proceed down the stairs on your right.



Telephones

All requests for installation of phone lines should be made to Jamie Buchanan at the Kohl Center (608-265-8546). Cost per line per event is \$100 (\$140 for an unrestricted analog line or an ISDN line). Seating locations are determined by the UW Athletic Communications Office. Several courtesy phones in the media room will be made available by the UW Athletic Communications Office.

Postgame Procedures

Head coaches and selected players will be made available in the media workroom's interview area following each home game. Generally, the visiting coach and/or players will be available first, followed by Badger coach Bo Ryan and Wisconsin players.

Contact Brian Lucas of the Athletic Communications Office for postgame procedures on the road (vary from school to school). The Wisconsin locker room is closed to the media at home and on the road.

Important Locations

Athletic Communications Office — Located on the second floor of Kellner Hall, in the south end of Camp Randall Stadium.

Media Workroom — Located at court level in the Kohl Center (northeast corner of the arena).

Media Parking — Located along Frances Street, in Lot 91 (east of the Kohl Center) or in Lot 46 (at the corner of Johnson and Frances Street). The entrance to lot 91 is located on Bedford Street.

Wisconsin Locker Room — Located at court level in the Kohl Center (northwest corner of the arena).

Visitors Locker Room — Located at court level in the Kohl Center (southwest corner of the arena).

Nicholas-Johnson Pavilion (practice facility) — Attached to the west side of the Kohl Center.

uwbadgers.com

The Source for Badger Sports Information

UWBADGERS.COM

The Official Website of University of Wisconsin Athletics



The Department of Athletics has made a strong commitment to bringing its news straight to the fans. The Badgers' Web site (*uwbadgers.com*) produces news updates multiple times daily to keep fans up-to-speed on the happenings in the Division of Intercollegiate Athletics.

Web users can tune in for live video streaming of media news conferences, chat with coaches, staff and student-athletes, order tickets online or listen to live radio broadcasts of games.

The Badger Web site is maintained internally by a dedicated team of technical experts and an experienced editorial staff.

The Athletic Department site is the most visited one on the UW-Madison campus, averaging more than two million page views monthly.

Visitors from all over the United States and the world (an average of 94 different countries monthly) continue to log on to catch the latest Badger athletics news and those visitors are staying at the site longer and longer.



The Department of Athletics' Web site is one of the most popular in college athletics.

In the summer of 2004 the Department of Athletics unveiled a re-design of its Web site, making it easier to navigate, more pleasing to the eye and a worthwhile journey for those who want the latest information on the Badgers.

New features are constantly being added and the site is continually being refined, so check back often!

MEDIA INFORMATION



Coach Bo Ryan's press conferences can be viewed live on *uwbadgers.com*.

Reference Items

Basketball Office

Basketball Office Phone: (608) 262-4597

Basketball Fax: (608) 262-4872

Mailing Address: 601 W. Dayton St., Madison, WI 53716

Head Coach: Bo Ryan

Associate Head Coach: Rob Jeter

Assistant Coaches: Gary Close and Greg Gard

Director of Basketball Operations: Duffy Conroy

Video Coordinator: Will Ryan

Program Assistants: Peg Cullen, Joe Robinson and Laura Strang

Quick Facts

Location: Madison, WI 53711

Population: 215,211

Enrollment: 41,595

Conference: Big Ten

Nickname: Badgers

Colors: Cardinal (PMS 200) & White

Director of Athletics: Barry Alvarez

Chancellor: John Wiley

Arena: Kohl Center (capacity 17,142)

First Game: vs. Northwestern (Jan. 17, 1998)

All-Time Record: 79-14 (.796)

First Year of Basketball: 1898-99

All-Time record: 1,240-1,063 (.538)

Head Coach: Bo Ryan (fourth year at Wisconsin)

Overall Record: 451-131 (.775)

Record at Wisconsin: 68-28 (.708)

Local Hotels

The following hotels and motels are located within 15-20 minutes of the Wisconsin campus (area code is 608):

Baymont Inn and Suites	831-7711
Best Western-Inn on the Park	285-8000
Best Western InnTowner	233-8778
Best Western West Towne Suites	833-4200
Concourse Hotel	257-6000
Crowne Plaza	244-4703
Edgewater	256-9071
Fairfield Inn by Marriott (West)	831-1400
Fairfield Inn by Marriott (East)	249-5300
Hampton Inn West	833-3511
Hilton Madison Monona Terrace	255-5100
Holiday Inn Madison East	244-2481
Howard Johnson Plaza	251-5511
Marriott Madison West	831-2000
Radisson	833-0100
Residence Inn by Marriott (West)	833-8333
Residence Inn by Marriott (East)	244-5047
Sheraton Inn	251-2300
University Inn	257-4881

Airline Service

Madison is served by the Dane County Regional Airport, a 15-minute drive from the UW-Madison campus

American Eagle	800-433-7300
ATA	800-435-9282
ComAir/Delta	800-221-1212
Continental	800-523-3273
Midwest Express	800-452-2022
Northwest	800-225-2525
United	800-241-6522

2004 Wisconsin Travel Plans

at Pepperdine (Nov. 24-27)

Team headquarters: TBA

Phone: TBA

at Rutgers (Dec. 3)

Team headquarters: Hyatt Regency, 2 Albany St., New Brunswick, NJ 08901

Phone: 732-873-1234

at Purdue (Jan. 4)

Team headquarters: Hilton Garden Inn, 356 E. State St., West Lafayette, IN 47906

Phone: 765-743-2100

at Indiana (Jan. 7)

Team headquarters: Courtyard by Marriott, 310 S. College Ave., Bloomington, IN 47403

Phone: 812-335-8000

at Michigan (Jan. 21)

Team headquarters: Webers Inn, 3050 Jackson Ave., Ann Arbor, MI 48103

Phone: 734-769-2500

at Penn State (Jan. 28)

Team headquarters: Spring Hill Suites by Marriott, 115 Museum Dr., Hershey, PA 17033

Phone: 717-583-2222

at Minnesota (Feb. 4)

Team headquarters: Hyatt Regency, 1300 Nicollet Ave., Minneapolis, MN 55403

Phone: 612-370-1234

at Illinois (Feb. 11)

Team headquarters: Courtyard by Marriott, 1811 Moreland Blvd., Champaign, IL 61822

Phone: 217-355-0411

at Michigan State (Feb. 23)

Team headquarters: Radisson Hotel Lansing, 111 N. Grand Ave., Lansing, MI 48933

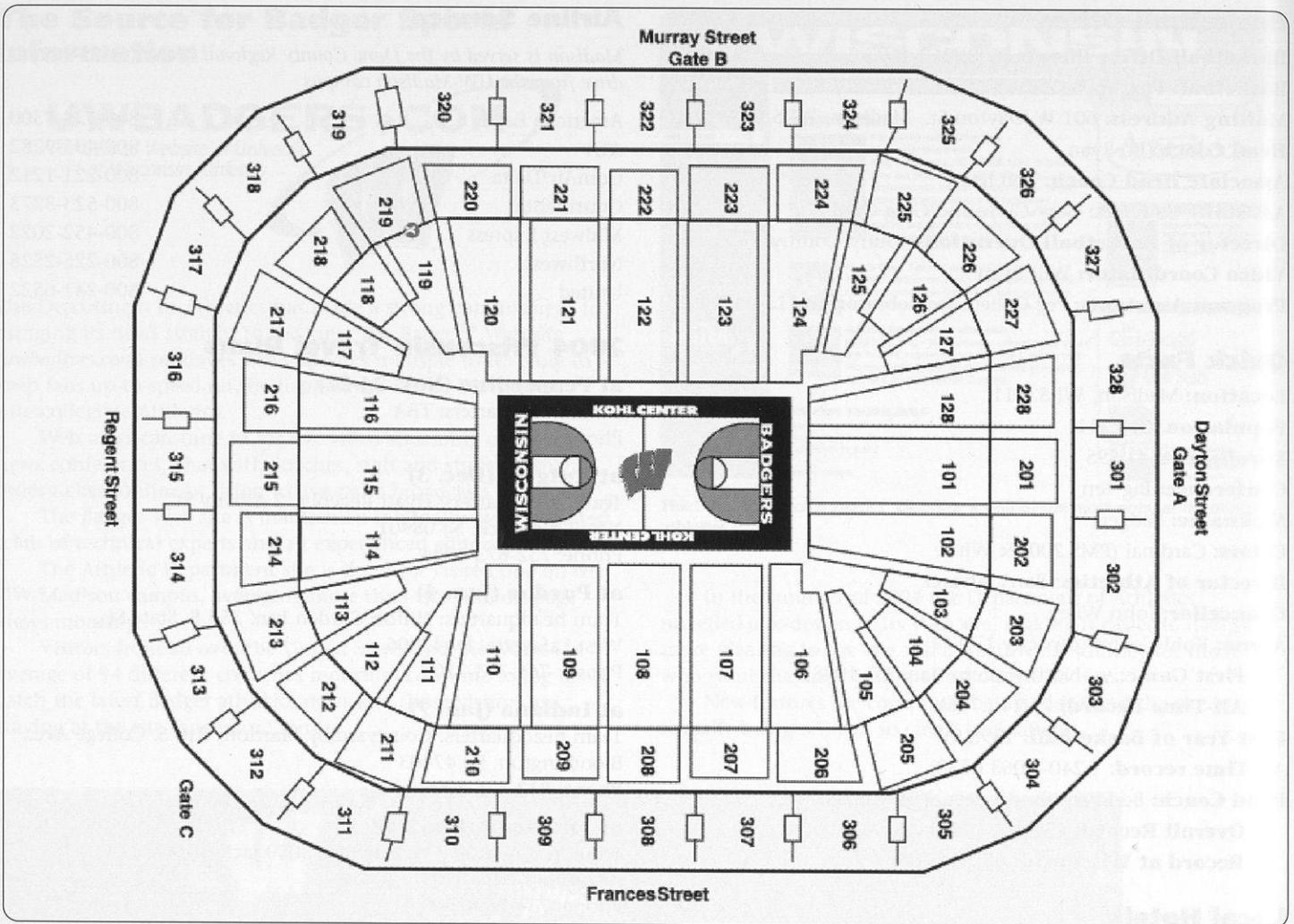
Phone: 517-482-0188

at Ohio State (Feb. 26)

Team headquarters: Hyatt on Capital Square, 75 E. State St., Columbus, OH 43215

Phone: 614-228-1234

The Kohl Center



FROM THE DANE COUNTY AIRPORT

Exit airport via International Lane to Packers Avenue (Hwy. 113). Turn left on Packers Avenue, which changes to Pennsylvania Avenue, Johnson Street, Gorham Street and then University Avenue. Stay on University Avenue into the campus until you reach Frances Street. Turn left onto Frances Street and proceed two blocks to Dayton Street. The Kohl Center will be in view.

FROM WEST AND I-90/94 (FROM MINNEAPOLIS)

Take I-90/94 to Highway 151 South (East Washington Avenue). Continue on East Washington Avenue to the State Capitol Building. Turn right onto Butler Street, proceed to Gorham Street and turn left. Continue on Gorham Street, which becomes University Avenue. Stay on University Avenue into the campus until you reach Frances Street. Turn left onto Frances Street and proceed two blocks to Dayton Street. The Kohl Center will be in view.

FROM SOUTH AND I-90 (FROM CHICAGO)

Take I-90 to the Madison beltline (Highway 12/18). West on the beltline to Park Street (Hwy. 151). Exit right (north). Take Park Street to Dayton Street. Turn right onto Dayton Street, then approximately three blocks to the Kohl Center, which will be on the right.

FROM EAST AND I-94 (FROM MILWAUKEE)

Take I-94 to Highway 30 West. Take Highway 30 to its end at Highway 113 South. Turn left onto 113 South, which becomes Packers/Pennsylvania Avenue. Continue on Packers/Pennsylvania Avenue, which changes to Johnson Street, Gorham Street and then University Avenue. Stay on University Avenue into the campus until you reach Frances Street. Turn left onto Frances Street and proceed two blocks to Dayton Street. The Kohl Center will be in view.

NOTIFICATION VIDEO

Basketball Media List

Print

Wisconsin State Journal
P.O. Box 8058
Madison, WI 53708
(608) 252-6165
Fax: (608) 252-6119
Jon Masson, beat
Tom Oates, columnist

Milwaukee Journal Sentinel
202 State Street, Ste. 202
Madison, WI 53703
Office: (608) 258-2271
Fax: (608) 258-2279
Mark Stewart, beat
Dale Hofmann, columnist

Capital Times
P.O. Box 8060
Madison, WI 53708
(608) 252-6474
Fax: (608) 252-6445
Rob Schultz, beat
Mike Lucas, columnist

Badger Nation
704 Herndon Dr., #201
Madison, WI 53713
(608) 288-9275
Jonathan Linder, beat

Badger Herald
550 State Street
Madison, WI 53703
(608) 257-4712, ext. 26
Fax: (608) 257-6899

Daily Cardinal
Vilas Hall
Madison, WI 53706
(608) 262-5857
Fax: (608) 262-0404

Journal Sentinel On-line
(414) 225-5012
Fax: (414) 224-0291
Brett Longdin, beat

Appleton Post-Crescent
306 W. Washington
Appleton, WI 54912
(920) 733-4411
Fax: (920) 733-1945
Ben Wideman, beat

Kenosha News
715 58th Street
Kenosha, WI 53141
(262) 657-1700
Dave Marran, editor

Green Bay Press-Gazette
P.O. Box 23430
Green Bay, WI 54305
(920) 431-8413
Fax: (920) 431-8379
Mike Vandermause, editor

Green Bay News-Chronicle
P.O. Box 2467
Green Bay, WI 54306
(920) 432-2941
Fax: (920) 432-8581
Todd McMahon, editor

La Crosse Tribune
401 N. Third Street
La Crosse, WI 54601
(608) 791-8202
Jeff Brown, editor

Dubuque Telegraph-Herald
Eighth & Bluff Streets
Dubuque, IA 52001
(319) 588-5611
Jim Leitner, editor

Janesville Gazette
One S. Parker Drive
Janesville, WI 53547
(608) 754-3311
Dave Wedeward, editor

Wausau Daily Herald
800 Scott St.
Wausau, WI 54403
(715) 842-2101
Mark Multer, editor

Oshkosh Northwestern
P.O. Box 2926
Oshkosh, WI 54903
(920) 426-6657
Dan Kohn, editor

Racine Journal-Times
212 Fourth Street
Racine, WI 53403
(262) 634-3322
Sue Shemanske, editor

Eau Claire Leader-Telegram
701 S. Farewell Street
Eau Claire, WI 54702
(715) 833-9208
Todd Golden, editor

Capitol News Service
121 E. Main St., Ste. 300
Madison, WI 53703
(608) 258-9977
Stan Milam, beat

Radio

WIBA
P.O. Box 99
Madison, WI 53701
(608) 274-5450
Fax: (608) 274-5521
Matt Lepay, play-by-play
Brian Posick, director

WTSO
P.O. Box 99
Madison, WI 53701
(608) 274-5450
Fax: (608) 274-5521
Tim Scott, director

WTMJ
720 E. Capitol Drive
Milwaukee, WI 53201
(414) 967-5310
Bill Michaels, director

Wisconsin Radio Network
302 E. Washington Ave.
Ste. 102
Madison, WI 53703
(608) 251-3900
Fax: (608) 251-7233

Wheeler News Service
121 E. Main St., Ste. 300
Madison, WI 53703
(608) 257-2614

WTLX
5315 Wall Street, Ste. 135
Madison, WI 53718
(608) 245-9859
Fax: (608) 245-1720
Craig Karmazin, director

WTDY
P.O. Box 2058
Madison, WI 53701
(608) 273-1000

Wire Services

Associated Press (Milwaukee)
918 N. Fourth Street
Milwaukee, WI 53203
(414) 225-3580
Fax: (414) 225-3599
Arnie Stapleton, editor

Associated Press (Madison)
1901 Fish Hatchery Road
Madison, WI 53713
(608) 255-3679
J.R. Ross, beat

Television

WISC (Ch. 3, CBS)
7025 Raymond Road
Madison, WI 53719
(608) 276-7400
Fax: (608) 271-0800
Eric Franke, director
COACHES' SHOW

WMTV (Ch. 15, NBC)
615 Forward Drive
Madison, WI 53711
(608) 274-1515
Fax: (608) 271-5194
Jeremy Woods, director

WKOW (Ch. 27, ABC)
P.O. Box 100
Madison, WI 53701
(608) 274-6118
Fax: (608) 274-9569
Jay Wilson, director

WTMJ (Ch. 4, NBC)
720 E. Capitol Drive
Milwaukee, WI 53201
(414) 967-5425
TBA, director

WITI (Ch. 6, FOX)
9001 N. Green Bay Road
Milwaukee, WI 53209
(414) 355-6215
Tom Pipines, director

WISN (Ch. 12, ABC)
P.O. Box 402
Milwaukee, WI 53201
(414) 342-8812
Dan Needles, director

WDJT (Ch. 58, CBS)
809 S. 60th Street
Milwaukee, WI 53214
(414) 777-5800
Rock Rote, director

WHA (Ch. 21)
821 University Avenue
Madison, WI 53706
(608) 263-2121
Fax: (608) 263-9763
Deb Piper, producer

Badgers on TV

Television Coverage


At least 19 of Wisconsin's 27 games, will be televised in 2004-05, either nationally, regionally or locally. Every Big Ten game in 2004 will be televised, with at least eight of those being on national TV. For the second year in a row, Wisconsin's first two Big Ten home games will be nationally televised, vs. Ohio State (ESPN) and vs. Michigan State (CBS). UW also has national TV dates vs. Illinois (ESPN), at Minnesota (ESPN2), at Illinois (CBS) and at Michigan State (ESPN). Its final two games, at home vs. Indiana and Purdue, could also be selected for national exposure. The Badgers have had 26 nationally televised games in the last three years (17-9 in those games).

The Bo Ryan Show

"The Badger Sports Report" airs in Madison and on a statewide network. Hosted by longtime voice of the Badgers, Matt Lepay, the 30-minute program features insights, interviews, highlights and viewer questions. Check local listings for the times in your area.




Greg Kelsner (left) and Wayne Larrivee do a number of Badger games for ESPN Regional.



UW on Wisconsin Public Television

In addition to the live telecasts, seven home games will also be aired on a tape-delay basis on the state-wide Wisconsin Public Television network (WHA-Madison, WPNE-Green Bay, WLEF-Park Falls, WHWC-Menomonie, WHLA-La Crosse, WHRM-Wausau, and WMVT-Milwaukee). Those games include in-state opponents UW-Parkside, UW-Platteville and UW-Green Bay. A new announce team hits the airwaves for WPT this season: Jay Wilson as play-by-play and Charlie Wills as color analyst. Wilson has been the sports director and lead sports anchor at WKOW-TV for the past 16 years. Wills played forward for the Badgers from 1998-2002 and was a member of the 2000 Final Four team.



ESPN's Dick Vitale, who worked the first-ever game for the network on Dec. 5, 1979 when Wisconsin played at 10th-ranked DePaul, covered the Badgers' 77-64 win over Michigan State on Jan. 10, 2004.

Badgers on Radio


Radio Coverage

Exclusive coverage of Badger basketball can be heard on the 43-station Wisconsin Radio Network. The Athletic Department and Learfield Communications entered into an agreement for radio broadcast rights for Wisconsin football and basketball prior to the 1994 season.

WIBA (1310 AM / 101.5 FM) is the rights holders in the Madison market, and WTMJ (620 AM) carries the games in Milwaukee.

Entering his 16th season handling play-by-play duties for Wisconsin basketball is Matt Lepay. He has also called Badger football the past eight seasons. A 1984 graduate of Ohio State, Lepay was Sports Director at WTSO in Madison before joining WIBA in 1994. He previously served as Sports Director at WNCI in Columbus, and prior to that worked at stations in Athens and Piqua, Ohio. Lepay also provides frequent sports reports for WISC-TV. Lepay is host of the Bo Ryan Show (Badger Sports Report), both on WIBA Radio and WISC-TV.

Joining Lepay on the broadcast is Mike Lucas, long-time sports columnist at *The Capital Times*, who handles color commentary on Wisconsin basketball and football broadcasts. Lucas, who worked on the broadcast team for the Badgers' delay television package on the Wisconsin Public Television Network before assuming color commentary duties on the radio, also provides daily sports commentaries on WIBA. He has reported on Badger sporting events for *The Capital Times* since 1971.




Play-by-play man Matt Lepay and color commentator Mike Lucas handle Badger Basketball and Football on the Wisconsin Radio Network.

WISCONSIN RADIO NETWORK

City	Station	Frequency
Amery	WXCE	1260 am
Antigo	WATK/WACD	900 am/106.1 fm
Appleton	WHBY	1150 am
Ashland	WATW/WJJH	1400 am/96.7 fm
Beaver Dam	WBEV/WXRO	1430 am/95.3 fm
Beloit	WTJK	1380 am
Berlin	WISS	1090 am
Black River Falls	WWIS	99.7 fm
Duluth, Minn.	WDSM	710 am
Eau Claire	WBIZ	1400 am/100.7 fm
Fond du Lac	KFIZ	11450 am
Fort Atkinson	WFAW	940 am
Green Bay	WDUZ	107.5
Hayward	WRLS	92.3 fm
Janesville	WCLO	1230 am
Kenosha	WLIP	1050 am
La Crosse	WFBZ	105.5 fm
Lancaster	WGLR	1280 am
Madison	WIBA	1310 am/101.5 fm
Manitowoc	WOMT	1240 am
Marinette	WMAM	570 am
Marshfield	WDLB	1450 am
Medford	WIGM	99.3 fm
Milwaukee	WTMJ	620 am
Minoqua	WLDK/WMQA	1570 am/95.9 fm
Platteville	WPVL	1590 am
Portage	WPDR	1350 am
Prairie du Chien	WPRE/WQPC	980 am/94.3 fm
Reedsburg	WRDB	1400 am
Rhineland	WOBT	1240 am
Rice Lake	WJMC	1240 am
Richland Center	WRCO	1450 am
River Falls	WEVR	1550 am/106.3 fm
Shawano	WTCH	960 am
Sheboygan	WHBL	1330 am
Sturgeon Bay	WDOR	910 am/93.9 fm
Viroqua	WVRO	1360 am
Waupaca	WDUX	800 am/92.7 fm
Wausau	WSAU	550 am
Wisconsin Rapids	WFHR	1320 am

Badger Fund



To sustain the kind of academic and athletic success that has characterized the UW-Madison as one of the nation's finest athletic programs, there must be widespread support.

That support begins at the top, through the commitment of the Board of Regents of the University of Wisconsin System, the UW-Madison Chancellor's Office and the Athletic Board. That commitment extends to the thousands of Badger boosters throughout the nation who contribute in many different ways.

Ultimately, the success of the Department of Athletics depends in great part on the collective loyalty and generosity of alumni and friends. One of the areas in which people can support the Badger Athletic Department is through their contributions to the newly established Badger Fund.

The Badger Fund was started to enhance the University's athletic programs by helping to financially support more than 750 student-athletes in 23 sports as they strive for excellence both academically and athletically.

Because the UW-Madison Athletic Department receives less than one percent of its \$52 million annual budget from state appropriations, private support from supporters of the program is essential to its continued success.

Contributions to the Badger Fund from more than 8,000 individuals fund the scholarship needs of student-athletes

and help provide the finest public university education and athletic facilities experiences available.

Your continued support will help UW student-athletes achieve their academic and athletic dreams, and will assist the Division of Intercollegiate Athletics in its effort to reach lofty goals both on the field and in the classroom.

For more information on the membership benefits of the Badger Fund, please contact the office staff at:

Phone: (608) 262-1000

Fax: (608) 265-0788

E-mail:

badgerfund@athletics.wisc.edu

Address: Badger Fund

1440 Monroe Street

Madison, WI 53711

Marija Neubauer is the Director of the Badger Fund.



In 1969, about 16 basketball fans met to form a club called the Badger Basketball Boosters. The club was incorporated in 1986 as a tax exempt organization and as a charitable corporation in 1996. A board of 16 members governs the club. Today, the boosters consist of more than 750 members, and continues to grow.

Following are the annual contribution levels of our membership categories:

- Baseline: \$100 - \$499
- Overtime: \$500 - \$999
- 3 Point: \$1,000 - \$2,499
- Slam Dunk: \$2,500 and up

Club activities include Pre-Game Chalk Talks, Post-Game Receptions, Steak Fry, Away Game Bus Trip, Dinner with the Coaches, Tip-Off with Bo (Silent Auction and Style Show), Senior Day, Coaches Appreciation Dinner, and Golf Outings.

Contributions made to the Badger Basketball Boosters will earn credit in the Badger Fund Priority System and count toward your annual giving levels and related Badger Fund benefits. Your donations help support the success of the Men's Basketball Program. For more information, or to join the Badger Basketball Boosters, call Laura Strang at 608-265-6161 or email her at ljs@athletics.wisc.edu.

President: Bob Garrison

Vice-President: Debra Hart

Overtime Club President: Ron Osterholz

Administrative Advisor: Ray Schmitz

ENDOWMENTS

For a student who wants to participate in intercollegiate athletics at the University of Wisconsin, one of the greatest opportunities available is an athletic scholarship.

Many alumni and friends have contributed to the Division of Intercollegiate Athletics by establishing endowed scholarships to help student-athletes take full advantage of the academic and athletic experience at UW-Madison.

These scholarship endowments benefit today's student-athletes as well as those in future years.

The endowed scholarships listed on this page provide full or partial scholarship support for Badger student-athletes. The Wisconsin Athletic Department thanks these donors for their tremendous support of Badger Athletics.

For information about how to create a named scholarship in men's or women's athletics or how to contribute to an established endowment, please contact the UW Foundation at 608/263-4545.



WELCOME TO THE UNIVERSITY OF WISCONSIN

THE WISCONSIN EXPERIENCE

A World Class University	190
Top-Ranked Academics	191
Student Life.....	192
A Beautiful Campus	193
Notable Alumni.....	194
Administration	195
A Winning Athletic Program	196
Wisconsin Traditions.....	198
Badgers in the Community	199
Fetzer Academic Center	200
Endowed Athletic Scholarships	201
Sports Medicine.....	202
Strength & Conditioning.....	203
Wisconsin Sports Facilities.....	204
Madison: A Great College Town.....	208

A World-Class University

The University of Wisconsin, one of the nation's largest and most productive institutions of higher education, is dedicated to the support of academic freedom.

Founded in 1848, the first class of 17 students enrolled Feb. 5, 1849. Today, Wisconsin ranks as the nation's ninth largest university with 41,595 students.

On a single campus, students can find a complete spectrum of liberal arts studies, professional programs and student activities. Wisconsin has ranked among the top educational institutions in the country in every published survey of faculty and administrators since the early 1900s.

As one of the nation's first land-grant universities, Wisconsin maintains a strong research emphasis in agricultural and life sciences. Award-winning research spanning the academic disciplines, however, has earned Wisconsin a place among the world's elite institutions of higher education. The quality of its undergraduate, graduate and research programs is recognized around the world.

The flagship school of the state system, UW-Madison offers the only public schools of law, medicine and veterinary medicine in the state and is one of only two state-supported schools to offer doctoral degrees.

One of the most picturesque college campuses in the country, Wisconsin sits along the shore of beautiful Lake Mendota. The city of Madison and the University were designed to be linked, signifying the interrelated nature of academic and political life at Wisconsin.

Bascom Hall serves as the centerpiece of the campus. It sits atop the beautiful tree-lined Bascom Hill, which offers a magnificent view of downtown Madison.

SCHOOLS & COLLEGES


- College of Agricultural & Life Sciences
- School of Business
- School of Education
- College of Engineering
- School of Human Ecology
- College of Letters and Science
- School of Nursing
- School of Pharmacy
- Graduate School
- School of Veterinary Medicine
- Law School
- Medical School



Top: The Carillon Tower

Middle: A class heads outside to take advantage of a beautiful spring day on Bascom Hill.

Right: Commencement in the Kohl Center celebrates the end of a successful college career at Wisconsin.



PROGRAMS & RESOURCES

Undergraduate Majors—138

Academic Departments—185

Doctoral, Master's and Professional Graduate Programs—271

Courses—4,224/Sections—13,564

Average Class Size—29 students

Libraries—45/Volumes—6.3 million


Computer Labs—70/Computers—1000

Top-Ranked Academics



Learning opportunities for UW students can vary from traditional classroom lectures (above) to individualized laboratory projects (right) to work experiences in the community.

Bottom: Students in a computer lab.



FACULTY/ALUMNI AWARDS

- Fulbright Scholars—7
- National Medals of Science—10
- Nobel Prizes—17
- Pulitzer Prizes—24
- Rhodes Scholars—6
- Truman Scholarships—11
- Wolf Foundation Prizes—4
- American Physical Society Fellows—53
- National Academy of Education—5
- National Academy of Engineering—17
- National Academy of Public Administration—2
- National Academy of Sciences—53
- National Academy of Sciences Institute of Medicine—4
- Royal Society of London—2



A university is known by the quality of its faculty. Wisconsin is a university that produces Nobel Prize winners, recipients of the National Medal of Science, Pulitzer Prize winners, and members of the National Academies of Science, Engineering, and Education. Only a handful of universities, along with UW–Madison, can claim top ranking in nearly every independent survey, year after year.

- ▶ **U.S. News & World Report, 2004**—Ranks Wisconsin as the seventh-best public university and 32nd among all universities. The UW also ranked among the 25 best institutions for “first-year experiences,” “undergraduate research/creative projects,” “learning communities” and “study abroad.”
- ▶ **Fiske Guide to Colleges, 2004**—UW is ranked as one of 18 public universities that are “Best Buys.”
- ▶ **Kiplinger’s Personal Finance Magazine, 2004**—Ranked 13th among the 100 Best Values in Public Colleges.
- ▶ **Princeton Review, 2004**—Lists Wisconsin in “The Best 351 Colleges” and Madison among the “Great College Towns.”
- ▶ **Greene’s Guides, 2004**—Lists Wisconsin as one of 17 “Public Ivies.”
- ▶ **Barron’s Best Buys in College Education, 2002**—Ranked among 260 schools as a best buy.

Other Rankings

- ▶ **Fortune 500 Companies**—Ranks second in the number of graduates who become chief executives in *Fortune* 500 companies.
- ▶ **Peace Corps**—Ranks first among number of alumni serving in the Peace Corps and second in the number of Peace Corps volunteers.
- ▶ **Research & Development**—Ranks second among public universities and third among all universities for research expenditures. In 2002–03, UW–Madison received more than \$583 million in extramural research awards.
- ▶ **Voluntary Support**—Ranks second in voluntary support among public universities.
- ▶ **Libraries**—Ranks ninth in number of volumes (6.3 million) and campus libraries (45).
- ▶ **Doctorates**—Ranks fourth in research doctorates granted.

Student Life



Top: The Wisconsin Film Festival features more than 100 independent feature films, documentaries, experimental films and shorts from around the world.

Left: The 14th Dalai Lama, Tenzin Gyatso is just one of many renowned people to speak at the UW.

Bottom: Playing broom ball on Lake Mendota during the Hoofers Winter Carnival.



Student life at Wisconsin is more than books, term papers and exams. Some of the most important lessons learned at Wisconsin occur far from any lecture hall or lab.

UW students come from every county in the state, every state in the nation and over 100 countries around the world. Wisconsin ranks third in the nation in total foreign student enrollment. The UW is designed to encourage involvement—academically and socially. Students come here to be part of something bigger—to choose from a range of options seldom found.

More than 680 student organizations, extensive recreational programs, modern fitness facilities, performing arts groups, Big Ten athletics, and ongoing cultural, social, and political events will provide you with hundreds of ways to get involved and challenge yourself. Whatever your interests, you can connect with others who share your enthusiasm.

The hub of student life on campus is the Memorial Union. With good food, live music, freshly made Babcock ice cream, movies and study lounges, you can eat well, be entertained, enjoy a good book or good company. The Union welcomes more than 15,000 students through its doors each day. It's no wonder the Union is considered the "living room of campus."



"The primary purpose of the University of Wisconsin-Madison is to provide a learning environment in which faculty, staff, and students can discover, examine critically, preserve and transmit the knowledge, wisdom and values that will help ensure the survival of this and future generations and improve the quality of life for all."



DID YOU KNOW?

Wisconsin is the only university in the nation with two student newspapers.

A Beautiful Campus

The University of Wisconsin campus rolls for 933 acres along the shores of Lake Mendota, encompassing wooded hills, friendly shores, and the streets of downtown Madison.

Relax on the Memorial Union terrace with sailboats, canoes, sailboards, and kayaks in the background. The Lakeshore Path is a pedestrian and bicycle-only trail that runs from the Union to Picnic Point, a peninsula that juts out into Lake Mendota. Along the way are numerous beaches or spots to stop and enjoy the beautiful lake views.


Spend an hour alone with your thoughts walking the trails of the UW Arboretum, a 1,262-acre nature preserve right in the middle of the city. Or visit Wisconsin's majestic State Capitol building only minutes away from campus.

And if ever you find yourself with a free afternoon, you may wish to enjoy lunch or a latte with friends at one of the many restaurants lining State Street in the heart of downtown Madison.



OUTSIDE THE CLASSROOM

- More than 680 student organizations
- More than 500 performing arts events each year
- Campus has 325 acres of natural areas for teaching, research and public enjoyment plus the 1,262-acre arboretum
- More than 40 club and intramural sports
- Five indoor athletic facilities and 63 areas of outdoor field space



The Memorial Union terrace is a favorite gathering place for students.



Top: The Allen Centennial Gardens.

Center: Babcock Hall is the site of the UW's dairy plant which makes its own cheese and ice cream fresh daily. Babcock ice cream is a favorite on the UW campus and can also be purchased at the student unions.

Bottom: A pedestrian walkway at the base of Bascom Hill.

Notable Alumni



Jane Kaczmarek, a 1979 graduate of Wisconsin, plays the mother Lois on "Malcolm in the Middle."

Athletics

Kenneth Behring ('51), owner, Seattle Seahawks

Chris Chelios (x'83), NHL player, Detroit Red Wings

Michael Finley (x'95), NBA player, Dallas Mavericks

Mark Johnson ('94), NHL player, 1980 Olympic gold medalist ("Miracle")

Buddy Melges ('51), America's Cup skipper

Allan "Bud" Selig ('56), commissioner, Major League Baseball

Troy Vincent (x'92), NFL player, 2002 Walter Payton NFL Man of the Year

Arts & Entertainment

Stephen E. Ambrose ('57, PhD '63), author, biographer, historian

Joan Cusack ('84), actress ("Working Girl," "Grosse Pointe Blank," "In & Out")

Michael Feldman ('70), host of public radio show "Whad'Ya Know?"

Jane Kaczmarek ('79), actress ("Malcolm in the Middle")

Steve Miller (x'67), singer

Joyce Carol Oates (MA '61), novelist

Ben Sidran ('67), jazz pianist

Boz Skaggs (born William Royce, x'66), singer

Daniel J. Travanti ('63), Emmy Award-winning actor ("Hill Street Blues")

Butch Vig ('80), musician, Garbage

Eudora Welty ('29), Pulitzer Prize-winning novelist

Tom Wopat (x'74), TV actor ("The Dukes of Hazzard")

Frank Lloyd Wright (x1890), architect

David Zucker ('70) and **Jerry Zucker** ('72), producers and directors ("Naked Gun", "Airplane")

Business

John P. Morgridge ('55), chair Cisco Systems

Arthur C. Nielsen Sr. ('18), founder of A.C. Nielsen Co. (TV ratings)

Tom Pyle (MBA '63), chairman and president, Pyle Group, former chairman and CEO, Rayovac Group

Lee R. Raymond ('60), chairman and CEO, Mobil Exxon

Media


Rita Braver ('74), national reporter, CBS News

Jane Brody (MS '63), health columnist, *New York Times*


William Evjue (x'06), founder of *The Capital Times*

Jeff Greenfield ('64), news analyst, CNN

Greta Van Susteren ('76), news analyst, CNN



Film director and UW-Madison alumnus Jerry Zucker speaks to graduates during spring 2003 commencement ceremonies in the Kohl Center.



UW's environmental studies program is named after Gaylord Nelson, former U.S. senator and founder of Earth Day.

Politics

Dick Cheney (x'68), vice president of the United States

James Doyle ('67), Governor of Wisconsin

Herb Kohl ('56), U.S. Senator; owner, Milwaukee Bucks

Gaylord Nelson (LLB '42), former U.S. Senator and founder of Earth Day

Tommy Thompson ('63, JD '66), U.S. Secretary of Health and Human Services

Science

Charles Lindbergh (x'24), aviator who completed the first solo trans-Atlantic flight


Jim Lovell ('50), astronaut, Apollo 13 mission (portrayed by Tom Hanks in the movie)

John Muir (x1863), naturalist, father of national park system

Brewster Shaw ('68, MS '69), astronaut, space shuttle Columbia; former director, Space Shuttle Operations, NASA

x indicates year person would have graduated had he or she not left the university

University & Athletic Administration



**Chancellor
John D. Wiley**

Chancellor John D. Wiley has worked to amplify the Wisconsin Idea and build on the research and teaching strengths that have made the University of Wisconsin so rich in accomplishment and tradition.


Since being named as the UW-Madison's 27th chancellor on Jan. 1, 2001, Wiley has aimed to enhance the university's role in creating a new, more viable economic future for Wisconsin while opening avenues to innovation and learning.

Wiley has presided over unprecedented growth on the west side of campus, which is being transformed into one of the nation's great health-sciences centers.

He also has mapped an east side redevelopment that will create a vibrant arts-and-humanities district to anchor the lower State Street area.

The chancellor has been a leader in efforts to expand on-campus student housing to meet demand, stem high-risk drinking and integrate athletics into the mainstream of university life. Wiley has reached out to the private sector by creating the Office of Corporate Relations to serve the increasing needs of the business community and help to build a more prosperous Wisconsin economy.

Wiley received his bachelor's degree in physics from Indiana University in 1964; attended graduate school at UW-Madison as an NSF Fellow and received master's and doctoral degrees in physics in 1965 and 1968, respectively.



**Athletic Director
Barry Alvarez**


Barry Alvarez began his head football coaching duties at Wisconsin in 1990, and in April of 2004 began a dual role when he assumed the responsibility of Director of Athletics.

Alvarez has been at the forefront of the revival of the Badger athletic program during his entire tenure in Madison. He has guided Wisconsin to three Big Ten and Rose Bowl titles (including back-to-back in 1998-99) en route to becoming the winningest football coach in school history (99-67-4 record).

His 7-2 (.777) record in bowl games with the Badgers is among the best in college football history. The 1993 national coach of the year, he is a two-time (1993 and 1998) Big Ten coach of the year and was a finalist for ESPN's coach of the decade (1990s) honor.

Alvarez is a 1969 graduate of the University of Nebraska, where he played linebacker and went on to earn his master's degree. He received a Distinguished Alumnus Award from his alma mater in 2003.


Alvarez and his wife, Cindy, are the parents of three grown children: daughters Dawn (Mrs. Brad Ferguson) and Stacy (Mrs. Mike Delzer); and son Chad. Barry and Cindy are grandparents to Joe and Jake Ferguson, and Grace Delzer.




**Deputy Athletic
Director Jamie
Pollard**




**Senior Associate
Athletic Director Cheryl
Bailey**



**Senior Associate
Athletic Director Vince
Sweeney**



**Associate Athletic
Director Doug Beard**



**Associate Athletic
Director John Chadima**



**Associate Athletic
Director David Harris**



**Associate Athletic
Director Steve
Malchow**

A Winning Athletic Program

The University of Wisconsin offers its student-athletes one of the premier intercollegiate athletic programs in the country. Its student-athletes receive the best in education, coaching, support services, travel and competition on the national and conference levels.

Celebrating more than 100 years of competition in some men's sports, Wisconsin's men's teams compete in basketball, cross country, football, golf, ice hockey, rowing, swimming and diving, soccer, tennis, track and field, and wrestling.

Established July 1, 1974, the 12-sport women's athletic program offers basketball, cross country, golf, ice hockey, lightweight rowing, openweight rowing, soccer, softball, swimming and diving, tennis, track and field, and volleyball.

2003-04 Big Ten Conference Champions



Men's Cross Country

2003-04 NCAA/ NATIONAL FINISHES

Basketball		
Men		Second Round
Cross Country		
Men		2nd
Women		26th
Hockey		
Men		Quarterfinals
Women		5th
Rowing		
Men		12th
Ltwt. Women		1st
Open. Women		11th
Swimming		
Men		16th
Women		10th
Tennis		
Women		First Round
Indoor Track & Field		
Men		T10th
Women		T33rd
Outdoor Track & Field		
Men		T10th
Women		T48th
Volleyball		Second Round
Wrestling		T29th



Men's Indoor Track




Men's Outdoor Track



Top: The Wisconsin men's basketball team won the Big Ten Conference Tournament behind tournament MVP Devin Harris (far right).

Right: Senior Bethany Pendleton was named the UW's female athlete of the year after being named the Big Ten Swimmer of the Year.


Bottom: The Wisconsin women's lightweight varsity eight boat won the national title at the IRA Championships.




NCAA CHAMPIONSHIPS



In the last 11 years, the University of Wisconsin has hosted five NCAA championships and an NCAA men's basketball regional.




The Badgers have played host to the NCAA Men's Ice Hockey championship in 1993 and 1997. The 1993 event sold out in three months, the fastest sellout in NCAA hockey history.




Wisconsin played host to the NCAA Women's Volleyball Championship in 1993 and 1998. The Badgers shattered the attendance records for the championship match and two-day event both years.



The UW was also the site of the 1998 NCAA Division I Women's Golf Championship. The event was the first national championship held at University Ridge Golf Course and the first women's championship shown live on national television.



The NCAA Men's Basketball Tournament came to Wisconsin in 2002 when the Badgers played host to a regional in the Kohl Center.



UW IN THE NACDA DIRECTORS' CUP

1993-94	12th	1999-00	17th
1994-95	17th	2000-01	20th
1995-96	18th	2001-02	26th
1996-97	24th	2002-03	24th
1997-98	T34th	2003-04	25th
1998-99	T25th		


Wisconsin Traditions



SCHOOL SONGS

On Wisconsin, On Wisconsin
 Plunge right through that line,
 Run the ball clear down the field, boys
 Touchdown sure this time.
 On Wisconsin, On Wisconsin
 Fight on for her fame.
 Fight fellows, Fight! Fight! Fight!
 We'll win this game!

Var-sity! Var-sity!
 U-rah-rah! Wisconsin!
 Praise to thee we sing
 Praise to thee our alma mater
 U-rah-rah, Wisconsin!



Top: Bucky Badger and the UW Band take the field before a football game.

Bottom: Basketball fans celebrate in the Kohl Center.

Badger Nickname

The nickname "Badgers" was borrowed from the state of Wisconsin, which was dubbed the "Badger State." The name didn't come from the animals in the region, but rather from an association with lead miners in the 1820s. Without shelter in the winter, the miners had to "live like Badgers" in tunnels burrowed into hillsides.

Bucky Badger

Although badgers in various forms had been the University of Wisconsin mascot for decades, the version that is currently known as Bucky, sporting a cardinal and white sweater, was first drawn in 1940 by professional illustrator Art Evans.

In 1949, a student wore a badger outfit with a papier-mâché head at the homecoming game. A pep rally was held to determine the mascot's name—Buckingham U. Badger.

Bud Song

An integral part of any Wisconsin band performance is the playing of the Bud song. The tune is a spinoff of the song "You've said it all," a jingle with words and music originally written by Steve Karen for Budweiser beer commercials. The song has become legendary at the UW because of its polka-like rhythm.

Fifth Quarter

The Wisconsin band has become nationally famous for its post-game celebration called the Fifth Quarter. Win or lose, fans sing, dance and cheer the band as it plays traditional favorites like "On, Wisconsin" and the Bud song.

On Wisconsin

The tune was composed in 1909 by William Purdy, with the words written by UW alumnus Carl Beck, who rewrote them in 1951. Some 2,500 schools and colleges have adopted the music and changed the words to suit their needs.

WISCONSIN ATHLETICS MISSION STATEMENT

The Division of Intercollegiate Athletics at the University of Wisconsin–Madison dedicates itself to the mission of providing athletic opportunities to a wide range of students and an environment in which all student-athletes can achieve their academic and competitive goals. The Division strives to provide equitable opportunities for all student-athletes and staff, regardless of gender or ethnic background. To honor its academic mission and that of the University, the Division supports the educational aspirations, academic progress and general welfare of the student-athlete. In competition, the Division fosters principles of sportsmanship, respect, fair play and athletic excellence. In all of its activities, the Division insists on integrity, ethical conduct and accountability.

Badgers in the Community

The Madison community is extremely supportive of the University of Wisconsin athletic teams and its many student-athletes. In return for that support, many student-athletes take time out of their busy schedules to show their appreciation and involvement in the city of Madison and Dane County through their community service efforts.


Student-athletes have assisted in a variety of service projects including the AIDS Support Network, Big Brothers and Big Sisters, Habitat for Humanity, Hammer with a Heart, Special Olympics, United Way, Very Special Arts, visiting children in local hospitals with the Amanda the Panda program, and volunteering at local schools in the Bookin' It with Bucky program.

The athletic department also donates a number of tickets and memorabilia to local charities for fund-raising purposes.



Left: Members of the football team paint a house for Habitat for Humanity.

Below: The Bookin' It With Bucky program rewards kids for reading.



NCAA Compliance

As a member of the Big Ten Conference, Western Collegiate Hockey Association, and the National Collegiate Athletic Association (NCAA), the University of Wisconsin must abide by many rules and regulations. Below is general information on how these guidelines apply to prospective student-athletes and representative of athletics interests.

Definitions

A prospective student-athlete is any student who has started classes for the ninth grade. Before the ninth grade, one becomes a prospective student-athlete if a college gives the individual (or his/her relatives or friends) any financial aid or other benefits that the college does not provide to prospective students generally.

A prospective student-athlete is recruited at a particular university when its coach approaches the prospect (or any member of the prospect's family) about enrolling and participating in athletics at that college by any one of the following three ways:

- Providing an official visit to the university's campus;
- Having an arranged, in-person, off-campus encounter with a prospect or the prospect's family; or
- Placing more than one telephone call to a prospect or any other member of his/her family.

A representative of the UW's athletics interests ("booster") is anyone who . . .

- is an alumnus of the UW
- has contributed to a Badger athletic program
- has helped arrange employment of enrolled and prospective UW student-athletes
- has been involved in any way promoting the Badger athletic program.

The Recruiting Process

Institutional staff members have very specific recruiting guidelines that vary by sport. The major areas are: telephone calls, contacts, evaluations, campus visits, correspondence, and highlight films/videotapes.

In addition to general recruiting regulations, no booster can be involved in recruiting (e.g., no phone calls, letters, or in-person contacts).

Eligibility

Prospects who intend to participate in Division I intercollegiate athletics must register with and be certified by the NCAA Initial Eligibility Clearinghouse. Please contact your high school counselor for more information on this process, especially regarding the requirements to be eligible.

Extra Benefits

By NCAA definition, an extra benefit is any special arrangement by an institutional

employee or a booster to provide a student-athlete or a student-athlete's relative or friend a benefit that is not expressly authorized by NCAA legislation. This is prohibited. If the benefit is demonstrated to be generally available to ALL UW STUDENTS or their relatives or friends determined on a basis unrelated to athletic ability, it is not a violation of NCAA rules.

Extra benefits are also not permissible for prospective student-athletes. They are called offers and inducements, and include any benefit such as cash, clothing, cars, improper expenses, transportation, gifts or loans to encourage you to sign a National Letter of Intent or attend an NCAA university. UW Compliance On-Line Training Program Compliance Rules and Regs is a compliance training program available on the Internet. Student-athletes, coaches and designated athletic department staff are required to complete the program, while boosters are encouraged to participate. Please go to www.uwbadgers.com under the tab for "Compliance" to check it out.

Since this is not an all-inclusive summary, we encourage you to contact the UW Compliance Office at (608) 265-2973 with any questions. Information can also be found at www.uwbadgers.com and www.ncaa.org.

Fetzer Student-Athlete Academic Center

The Fetzer Student-Athlete Academic Center has been helping Wisconsin student-athletes to achieve their academic goals since 1997.

The 15,000-square-foot, state-of-the-art facility serves the needs of all student-athletes. The center features an open area with carrels that can accommodate up to 30 students. There are eight study rooms of different shapes and sizes, including a 55-seat auditorium. A state-of-the-art computer lab, under coordinator Jim Eisenmann, is networked to allow access to email, the library system's electronic catalog and the web while the entire center is wired with voice/data jacks and power ports.

Associate Athletic Director David Harris supervises a staff of five advisors, four learning specialists and a tutor coordinator who conduct the academic services offered to the more than 700 student-athletes. The advising staff of Tom Browne, Chris Butler, Jerry Darda, Mary Weaver-Klees and Alan Zussman as well as tutorial coordinator Jill Hadfield work along with learning specialists Doug Tiedt (assistant director), Dan Ott, Maryellen Rock and Nancy Gatyas to render quality academic and personal support to student-athletes and assist coaches in providing the best possible collegiate experience. The staff, including program assistant Nancy Kreklow, has a comprehensive understanding of academics at Wisconsin, and a permanent line of communication with all university departments. Study groups, tutors and a variety of academic and career planning are available throughout the year.

Student-athletes can drop in before practice or between classes to study or meet with the advisors and learning specialists whose offices are located in the center. Sessions are offered on a one-to-one basis at a time appropriate for the student-athlete. Athletes are degree-oriented while allowing for the flexibility to explore different areas. The staff takes a personal approach to each student-athlete in determining his or her individual needs, personal or academic.

Student-athletes at Wisconsin receive recognition for outstanding academics in a number of ways on the national, conference and university level. The annual Student-Athlete Academic banquet recognizes student-athletes off the field of play.



The Fetzer Student-Athlete Academic Services Center, a state-of-the-art facility located in the lower level of the McClain Center, opened in 1997. The \$2.1 million center is one of the best in the nation and includes eight study rooms, a computer room, and a 55-seat auditorium.

CHAMPS LIFE SKILLS PROGRAM

The University of Wisconsin dedicates itself to providing athletic opportunities to a wide range of students and an environment in which all student-athletes can achieve their academic and competitive goals.

The CHAMPS Life Skills Program (Challenging Athletes Minds for Personal Success), under the direction of Kelli Richards, provides support to enable student-athletes to grow intellectually, physically, socially, emotionally and ethically.

- Support efforts of every student-athlete toward intellectual development and graduation.
- Use athletics as preparation for success in life.
- Meet the changing needs of student-athletes.
- Promote respect for diversity among student-athletes.
- Enhance interpersonal relationships in the lives of student-athletes.
- Assist student-athletes in building positive self-esteem.
- Enable student-athletes to make meaningful contributions to their communities.
- Promote ownership by the student-athletes of their academic, athletic, personal and social responsibilities.
- Enhance partnerships between the NCAA, member institutions and their communities for the purpose of education.
- Encourage the development of leadership skills.

Endowed Athletic Scholarships

At the University of Wisconsin, endowment funds to support athletic scholarships are created through gifts to the UW Foundation. A portion of the income from the endowed fund is used each year for scholarship support and the remainder is reinvested in the principal.

The following endowed scholarships, named for the donor or for someone the donor wishes to honor, provide grants-in-aid to Badger student-athletes.

For information about how to endow a named scholarship in athletics, please contact:

Trent Jackson, Director of Development—Athletics
University of Wisconsin Foundation
1848 University Ave.
Madison, WI 53726
Phone: (608) 263-4545
trent.jackson@uwfoundation.wisc.edu

Endowed Scholarships

Men's Basketball

Gordon L. and Lois V. Brunzell
Dick and Marlene Cable
Rex Capwell
Jerry and Kelley Kilcoyne *
Ron Krantz
Richard Ludtke Memorial
Jim McCallum Memorial
Richard W. and Ellen H. Meister
Men's Basketball Alumni
Tim and Beth Mielcarek
Albert O. Nicholas
Thomas F. Pyle
Floyd W. and Ruth B. Radel
Verick/Gaspardo Family
Charles H. Vogts
John McMynn Williams
John E. and Glenn M. Wise

Women's Basketball

HoopTroop
Purple Moon Foundation

Women's Crew

Sarah Gornick Memorial
Wisconsin Rowing Endowment

Football

Michael and Edith Agazim Memorial
Barry Alvarez
Alan Ameche
Art Brazzy
Charles H. Carpenter
Robert J. Curry Family
Raymond M. and Margaret F. Davis
Ron Dayne
Jimmy Demetral
Alfred and Bernice DeSimone
Elroy "Crazylegs" Hirsch Memorial
John Jardine Memorial
Jack F. Kellner Memorial
Ron Krantz in honor of John Jardine
Ken and Betty Kruska Family
Lloyd Larson
John Messmer
Gary Messner
Robert Monteith
Francis A. Ogden and Mary Louise Monteith
Floyd W. and Ruth B. Radel
Pat Richter
Lowell R. Robbins
Paul and Diane Root

Schreiner-Hoskins
Kenneth M. Schricker Memorial
Peter Daniel Seligman
Marv and Judy Siegert *
John Simcic Educational Fund
David V. Uihlein/Elroy Hirsch
Troy Vincent Family
Gerald A. and Lucy Welch
Tom Wiesner

Men's Golf

Wisconsin Golf Club
Peter Gambino Memorial

Women's Golf

Frank Molinaro Memorial

Men's Hockey

Chuck and Jane Ellis in honor of John L. Riley
Howard Family
Marnee Loeffler Memorial
H. H. Petrie Memorial
Wisconsin Men's Hockey

Men's Soccer

David R. and Anne G. Nerenz

Softball

Irwin and Robert Goodman

Swimming (General)

Charles P. LaBahn

Men's Swimming

Ralph E. Petersen

Women's Swimming

Bob and Honner Cooper

Tennis (General)

Arthur and Lillian Hildebrandt
Armund J. "Pug" Schoen

Men's Tennis

Badger Crosscourt Club
C. Harvey Sorum Memorial

Women's Tennis

Badger Advantage Club
Alice Higgitt Helminiak

Men's Track/Cross Country

Mel Goldin Memorial
Jack F. Kellner Memorial
Guy Sundt
George L. Wright

Women's Track/Cross Country

Peter Tegen

Volleyball

Steve Lowe Memorial

Wrestling

Theodore and Marcella Albrecht *
Duane Kleven
Wisconsin Wrestling

Men's Athletic (General)

Jim Kalscheur/Ron Krantz
Jim Kalscheur/Ron Krantz
Henry McCormick Memorial
Charlie Mohr Memorial
Frank & Esther Nickerson Memorial
Allen J. Shafer

Women's Athletic (General)

Edessa K. Lines
Kit and Buzz Nordeen
Ursula Schmitt
Women's Intercollegiate Sports Club

General Athletic

Anita J. Angus
P. Goff Beach Memorial
Neal and Joann Brunner
Jim Doriot
Warren R. Jollymore Memorial
Forrest and Mildred Kubly
Mildred K. and Kenneth J. Kuebler
Lakeland Union High School
Harold Ofstie Memorial
Kathryn E. Parkinson
James Plopper
Harlan B. Rogers
Charles K. and William B. Roys Memorial
Harold and Doreen Scales
William E. Schmidt
George Shinnors Family Athletic
William and Eva Mae Stolte Memorial
Butch and Ruth Strickler
William E. Walker
Jeffrey M. White Family
Francis A. and Elizabeth N. Wiesner
J. Nash Williams
Wisconsin Eastern Alumni
Dwight and Bonnie Ziegler

* Indicates rotating athletic scholarship

Estate/Deferred/Insurance Gifts

Perry Armstrong (Athletic)
Charles Clafin
Mark Cullen in honor of John Jardine (Football)
Roger Dornburg
Violet Higgitt Frank (Tennis)
Trent Jackson Family (Basketball)
John M. Keil Family
Ronald McDevitt (Swimming)
John B. Menn (Football)
Harold & Shirley Montross (Women's Athletic)
Bill Nathenson Memorial (Football)
Milton Neshek
Michael M. Nicholson (Football)
Janet Petrie (Football and Basketball)
David Pientok
F. Thomas Radtke Memorial (Football)
William Schultz (Football)
Robert Mark Sickels (Soccer)
Thomas R. and Mary W. Stephens (Tennis)
Tom Talbot (Wrestling)
L.N. Van Dyke (Football)

Program & Operational Support Funds

John G. Gerlach Memorial
Alan Reid Geweke (Men's Crew)
Robert and Irwin Goodman
James E. Ivins (Men's Crew)
Jean W. Kilgour (Women's Athletics)
Phillip W. Mork Family (Crew)
Mike Murphy (Crew)
Louis F. Reinke
Fred H. Ripley (Crew)
Carol Robinson
Howard and Helen Rogers Estate (Crew)
Bo and Kelly Ryan
Harry Emerson "Dad" Vail (Crew)
Wisconsin Rowing Association
Alan Zussman Student-Athlete

Sports Medicine

The sports medicine staff provides all University of Wisconsin student-athletes with high quality health care.

Wisconsin's Sports Medicine program features state-of-the-art facilities and the services of leading sports medicine and health care professionals.

The sports medicine staff consists of team physicians, dentists, athletic trainers, and a full-time nutritionist. The day-to-day care, prevention, and treatment of injuries to Badger athletes is supervised by a staff of 12 full-time and two graduate assistant National Athletic Trainers Association (NATA) certified and State of Wisconsin licensed athletic trainers.

Under the direction of head athletic trainer Dennis Helwig, the Sports Medicine program focuses on injury prevention. Full-time athletic trainers Karen Bloch, Beth Cranley, Greg Ehlers, Chuck Hart, Jan Helwig, Andy Hrodey, Mike Moll, Henry Perez-Guerra, Kristen Walker, Laura Walluk, and Ian Wood as well as graduate assistant trainers Holli Schaible and Nicole Gehrich utilize functional measures, measure physiological capacity and outline programs to improve flexibility.

Full-time nutritionist Jeremy Isensee provides dietary analysis and supervises training table meals to enhance the performance of the student-athletes.


The Sports Medicine facility in the McClain Center features an extensive collection of therapeutic and rehabilitation equipment including a 50-foot, two-lane-rehabilitation pool and an on-site x-ray facility. Considered one of the nation's finest, the McClain Sports Medicine Center offers an environment conducive to expedient care and a healthy return to competition.

Should an injury occur, athletes are seen immediately by team physicians affiliated with the world-renowned UW Hospital and Clinics. Medical director Dr. Ben Graf, an orthopedic surgeon, is responsible for all services provided to student-athletes. Orthopedic care is also provided by team physician Dr. John Orwin and Dr. Lee Kaplan. General medical care is directed by the head of primary care, Dr. Greg Landry, and he is joined by Dr. David Berhardt, Dr. Tom Best and Dr. Kathleen Carr.

In addition to the headquarters in the McClain Athletic Facility, auxiliary athletic training rooms are located in Camp Randall Stadium, Natatorium, UW Field House, and the Kohl Center. All training areas are equipped with the finest therapeutic modalities and rehabilitative apparatus.



The Wisconsin Sports Medicine facility features an extensive collection of therapeutic and rehabilitation equipment including a 50-foot, two-lane rehabilitation pool (bottom), and an on-site x-ray facility in the McClain Center.



Head Athletic Trainer Dennis Helwig

• • •

“The University of Wisconsin Sports Medicine Program is designed to provide the student-athletes of UW access to high-quality sports medicine care, and through personal interaction, enhance the academic and athletic experiences of each individual.”

**UW Sports Medicine
Mission Statement**

• • •

Strength & Conditioning

The Wisconsin strength and conditioning program is a key component in all of the Badger teams' success on the playing field. The program's goal is to increase the overall performance of each student-athlete, prevent injuries and help athletes reach their potential.

Strength and conditioning coordinator John Dettmann along with assistants Brian Bott, Ben Herbert, Scott Hettenbach, Bryan Miller, Mike Potenza and Jim Snider work with the UW coaches to develop training programs to enhance each athlete's performance.

Badger athletes work on their strength programs in weight rooms in the McClain Center, Kohl Center and Camp Randall Stadium.


The McClain Center weight room is the largest of the facilities and features more than 45,000 pounds of free weights and more than 50 weight machines. The room has seven squat racks, eight bench press stations, eight flat-to-incline benches, six Olympic lift platforms and numerous other free weight stations.

The Kohl Center weight room is equipped with five custom-built free weight power platforms and 4,000 pounds of free weights. The room has nine pieces of cardiovascular equipment and three Vertimax jump trainers.

The Badger Den has five power stations with each station consisting of a platform for Olympic style lifting as well as a squat rack, bench press, incline bench press, pull-up station and a dip station. There are three lat-pull machines and seated row machines, a complete set of dumbbells and a complete set of plyometric boxes.



Wisconsin student-athletes benefit from seven full-time strength and conditioning coaches as well as three weight rooms in the McClain Center (top), Kohl Center (middle) and Camp Randall Stadium (right).



“The goal of the Wisconsin strength and conditioning program is to train for total athletic excellence. We profile each student-athlete upon arrival and set up specific training regimens to help athletes reach their individual potential. The plan is to build overall strength, speed, agility and stamina. Our program is comprehensive and the end result is that we are as productive on the athletic field as possible.”

John Dettmann, Strength & Conditioning Coordinator



Wisconsin Sports Facilities




Top: Camp Randall Stadium is the home of the football Badgers and has a seating capacity of nearly 80,000. The stadium is in the midst of a \$107 million renovation that includes a new office building, video scoreboards, suites and club seating as well as other improved fan amenities.

Right: The McClain Athletic Center features a 90-yard indoor practice field with artificial turf. The lower level houses the Fetzer Student Academic Center, the Sports Medicine headquarters, a fully equipped weight room, and locker rooms for football, track, softball, and soccer.





Left and Below: The Kohl Center is the home of the Badger basketball and hockey teams. One of the finest on-campus athletic facilities in the nation, the \$76 million structure includes a separate practice gym, locker rooms, lounge areas, and coaches' offices.



Left: Wisconsin's rowing programs look forward to a new crew house, which will open in December, 2004.



Left: The Wisconsin Field House, which seats 10,600, is the practice and competitive facility for the Badger volleyball team as well as the competitive facility for the wrestling squad.

Below: The Goodman Softball Diamond has an NCAA-regulation, natural grass field with a center-field distance of 220 feet, and foul line distances of 200 feet. The facility includes dugouts, locker areas, players' lounge, grandstand seating for 1,600, and media facilities.



Above: The swimming and diving teams have two pools for practice and competition. The Natatorium contains an eight-lane, 25-yard pool equipped with an automatic timing system and digital readout score board. The 50' x 40' diving well is fitted with three one-meter and two three-meter boards. The Southeast Recreational Facility (shown above) features an indoor long course pool with movable bulkheads.



Right: Nielsen Tennis Stadium is the year-round home of the Badger tennis teams. The stadium features 18 tennis courts (12 indoor and six outdoor), five squash courts and one squash doubles court, and seats 1,500 spectators.





Top: University Ridge, one of the finest golf courses in the Midwest, features a par-72, 18-hole course, 15,000-square-foot practice green and a 5,000-square-foot chipping green.

Right: The McClimon Outdoor Track and Soccer Complex, which is fully lighted, features a 400-meter Martin rubber surface with throwing and jumping areas in the infield. The soccer field is Olympic size and has natural grass.



Left: The Camp Randall Memorial Sports Center, or Shell, which seats 2,500 fans, features a 200-meter Martin rubber track with throwing and jumping areas in the infield.

Madison: A Great College Town

A progressive, cosmopolitan city of more than 200,000 people, Madison possesses both small town charm and an urban sophistication usually found in much larger cities.

Over the past few years, Madison has garnered national accolades for its outstanding quality of life and work. The capital city is truly a creative haven where dozens of world-renowned athletes, scientists, artists, inventors, musicians, and world leaders have been born, raised, educated, and employed.

Downtown Madison lies on a half-mile wide strip of land between Lake Monona and Lake Mendota, making it one of only a few cities in the world built upon an isthmus. The rest of the city, including the University of Wisconsin campus, wraps around the lakes. Madison's famed State Street, a one-mile pedestrian mall linking the State Capitol Square with the UW campus, runs through the heart of the city and is lined with museums, eclectic boutiques, galleries, specialty shops, coffeehouses, ethnic eateries and nightclubs. State Street is also a great spot for people watching or just hanging out!

Madison's spectacular natural landscape abounds with opportunities for outdoor recreation and on any given day you may find someone fishing, swimming or sailing on the area's five lakes, or biking on the city's nearly 100 miles of bike trails. The Madison area is also a matchless host for many globally recognized athletic events, from ESPN's Great Outdoor Games to the Ironman Wisconsin Triathlon.

Whatever your preference for recreation or relaxation, you'll find plenty to do in Madison and encounter a diverse group of individuals who all call this place home.



Top: The State Capitol is the center of Madison's isthmus between Lakes Mendota and Monona.




Right: State Street is home to numerous shops and restaurants.



Bottom: Large crowds turned out in support of the 2003 Ironman in Madison.

Photo by A. Nicolette



“No better college atmosphere can be found anywhere than in Madison with so many things to do. People come just to see how much students care for and love the opportunities the campus offers.”

Princeton Review, 2004

2004-05

BASKETBALL SCHEDULE



Exhibition Games

Nov. 10	UW-Parkside	7 p.m.
Nov. 16	UW-Platteville	7 p.m.
NOV. 20	PENNSYLVANIA	7 p.m.
NOV. 23	UC-SANTA BARBARA	7 p.m.
Nov. 27	at Pepperdine	9 p.m.

ACC-Big Ten Challenge

NOV. 30	MARYLAND	ESPN2	8:30 p.m.
Dec. 4	at Rutgers		6:30 p.m.
DEC. 7	UW-GREEN BAY		7 p.m.
Dec. 11	at Marquette		7:30 p.m.
DEC. 15	UW-MILWAUKEE	ESPN Plus	7 p.m.
DEC. 23	UNC-GREENSBORO		7 p.m.
DEC. 27	WESTERN CAROLINA		7 p.m.
DEC. 29	ALABAMA	ESPN2	6:30 p.m.
Jan. 5	at Purdue	ESPN Plus	8 p.m.
Jan. 8	at Indiana	ESPN Plus	7 p.m.
JAN. 11	OHIO STATE	ESPN	6 p.m.
JAN. 16	MICHIGAN STATE	CBS	12:30/3:30 p.m.
Jan. 22	at Michigan	ESPN Regional	11:17 a.m.
JAN. 25	ILLINOIS	ESPN	6 p.m.
Jan. 29	at Penn State	ESPN Plus	7 p.m.
FEB. 2	NORTHWESTERN	ESPN Plus	7 p.m.
Feb. 5	at Minnesota	ESPN2	11 a.m.
FEB. 9	IOWA	ESPN Plus	7 p.m.
Feb. 12	at Illinois	CBS	Noon
FEB. 16	MICHIGAN	ESPN Plus	8 p.m.
Feb. 24	at Michigan State	ESPN	6 p.m.
Feb. 27	at Ohio State	ESPN Plus	1 p.m.
MARCH 1, 2 or 3	INDIANA	ESPN/ESPN Plus/ESPN	8/7/8 p.m.
MARCH 5 or 6	PURDUE	ESPN Reg./ESPN	1:32/3 p.m.
March 10-13	2005 Big Ten Tournament United Center, Chicago, IL, ESPN/CBS		
March 17-20	2005 NCAA Tournament Rounds 1 & 2, CBS		
March 24-27	2005 NCAA Tournament Regional Semifinals & Finals, CBS		
April 2 & 4	2005 NCAA Tournament Final Four (St. Louis, Mo.), CBS		

Home games in CAPS. All times CST and subject to change.



UWBADGERS.COM
The Official Website
of Wisconsin Athletics



Badgers